



US00D539992S

(12) **United States Design Patent**
Yamamoto et al.

(10) **Patent No.:** **US D539,992 S**

(45) **Date of Patent:** **** Apr. 3, 2007**

(54) **COMBINED DISH WASHING MACHINE AND DRYING MACHINE**

D502,788 S 3/2005 Tsuruha et al.
D507,384 S 7/2005 Tsuruha et al.
D511,031 S * 10/2005 Ott et al. D32/3

(75) Inventors: **Masaki Yamamoto**, Kadoma (JP);
Hiroyuki Tanaka, Kadoma (JP)

FOREIGN PATENT DOCUMENTS

(73) Assignee: **Matsushita Electric Industrial Co., Ltd.**, Osaka (JP)

JP	D1222709	11/2004
JP	D1223442	11/2004
JP	D1244261	6/2005
JP	D1271262	5/2006
JP	D1271264	5/2006
JP	D1271454	5/2006

(**) **Term:** **14 Years**

* cited by examiner

(21) **Appl. No.:** **29/264,961**

Primary Examiner—Louis S. Zarfaz
Assistant Examiner—Kathleen Sims

(22) **Filed:** **Aug. 22, 2006**

(30) **Foreign Application Priority Data**

(74) *Attorney, Agent, or Firm*—Brinks Hofer Gilson & Lione

May 30, 2006 (JP) 2006-013610

(51) **LOC (8) Cl.** **15-05**

(57) **CLAIM**

(52) **U.S. Cl.** **D32/2**

We claim the ornamental design for a combined dish washing machine and drying machine, as shown and described.

(58) **Field of Classification Search** D32/2,
D32/3, 28, 5, 6, 8, 25, 30; D7/348, 349, 405,
D7/406; 134/113, 201; 312/31

DESCRIPTION

See application file for complete search history.

FIG. 1 is a top perspective view of a combined dish washing machine and drying machine of the present invention;
FIG. 2 is a front view thereof;
FIG. 3 is a top view thereof;
FIG. 4 is a bottom view thereof;
FIG. 5 is a right side view thereof;
FIG. 6 is a left side view thereof; and,
FIG. 7 is a rear view thereof.

(56) **References Cited**

U.S. PATENT DOCUMENTS

5,365,959 A	*	11/1994	Favaro	134/113
D424,257 S		5/2000	Umeda et al.		
D493,581 S	*	7/2004	Ott et al.	D32/3
D493,583 S	*	7/2004	Kaczmarek	D32/3
D495,103 S	*	8/2004	Kaczmarek	D32/3
D495,104 S	*	8/2004	Kaczmarek	D32/3
D501,586 S	*	2/2005	Kaczmarek	D32/3

1 Claim, 4 Drawing Sheets

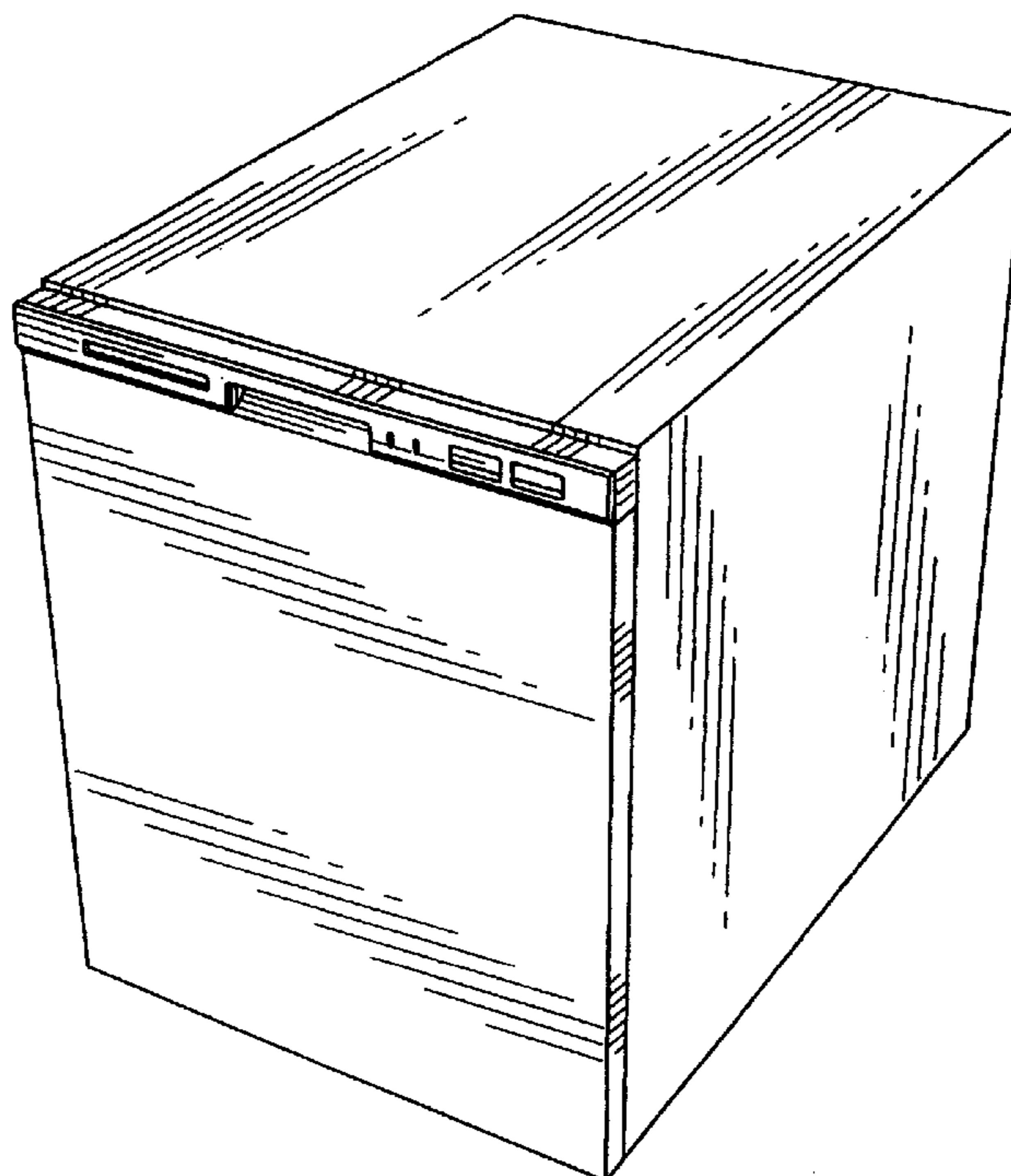


FIG. 1

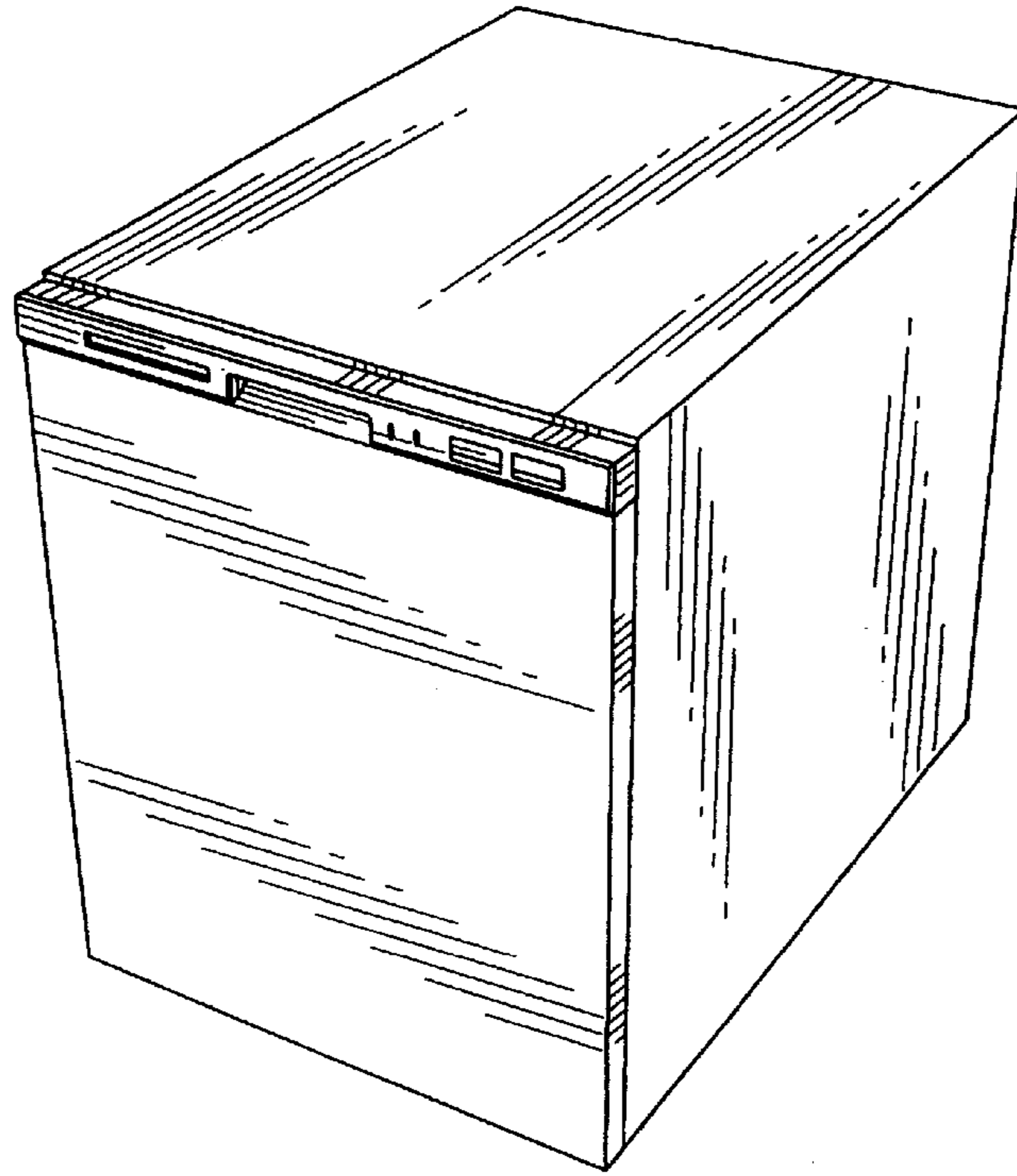


FIG. 2




FIG. 3




FIG. 4

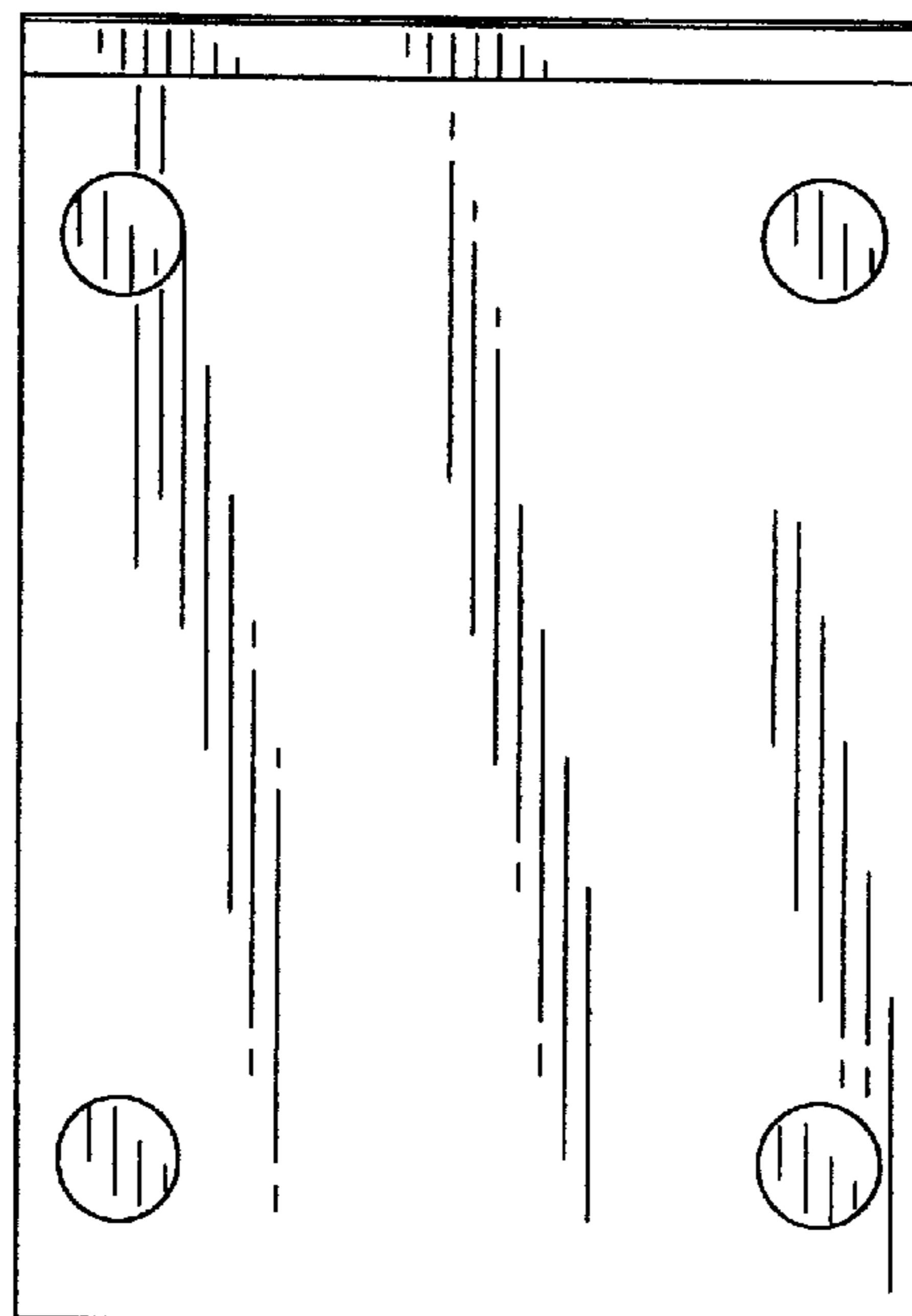


FIG. 5

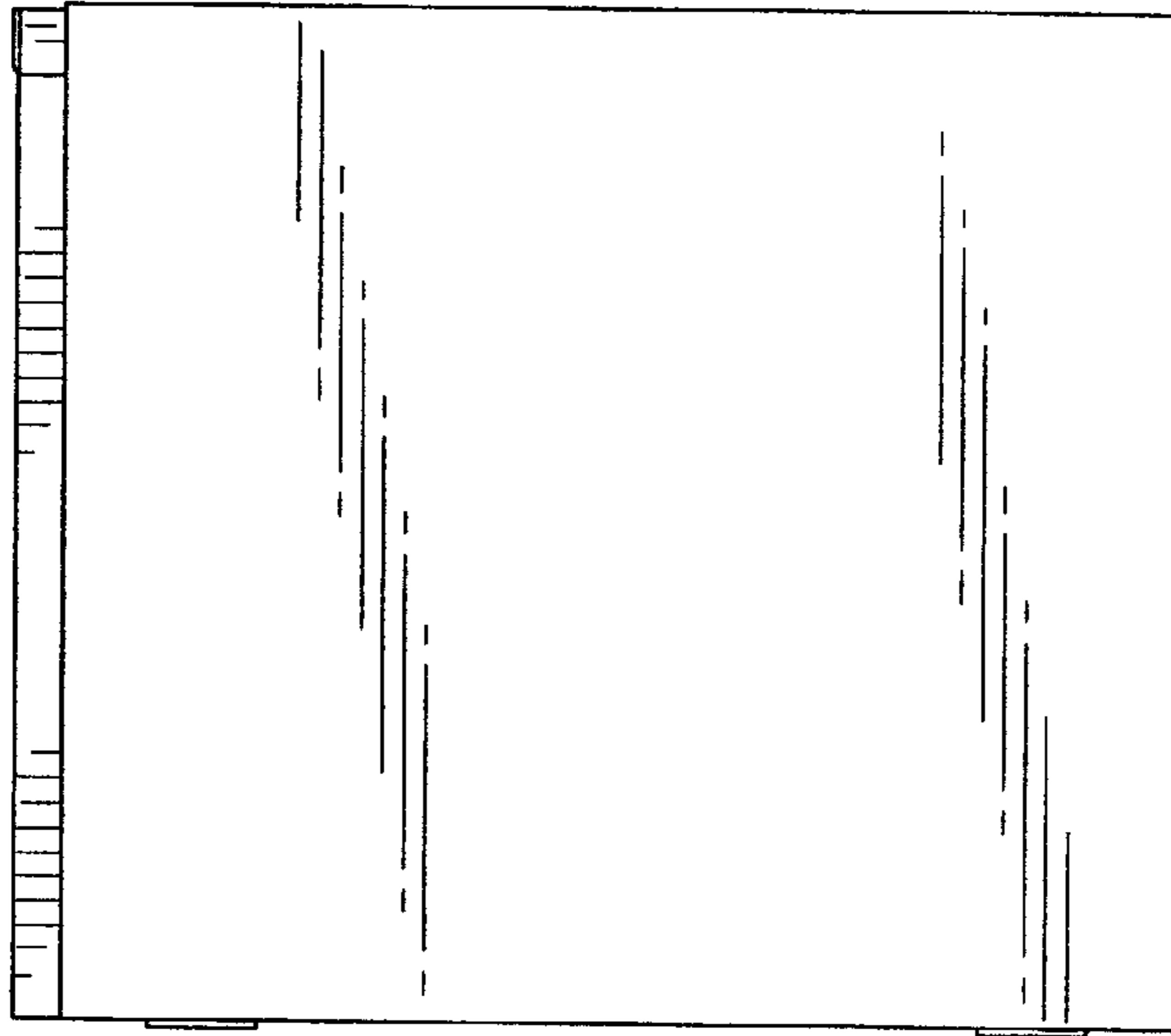


FIG. 6

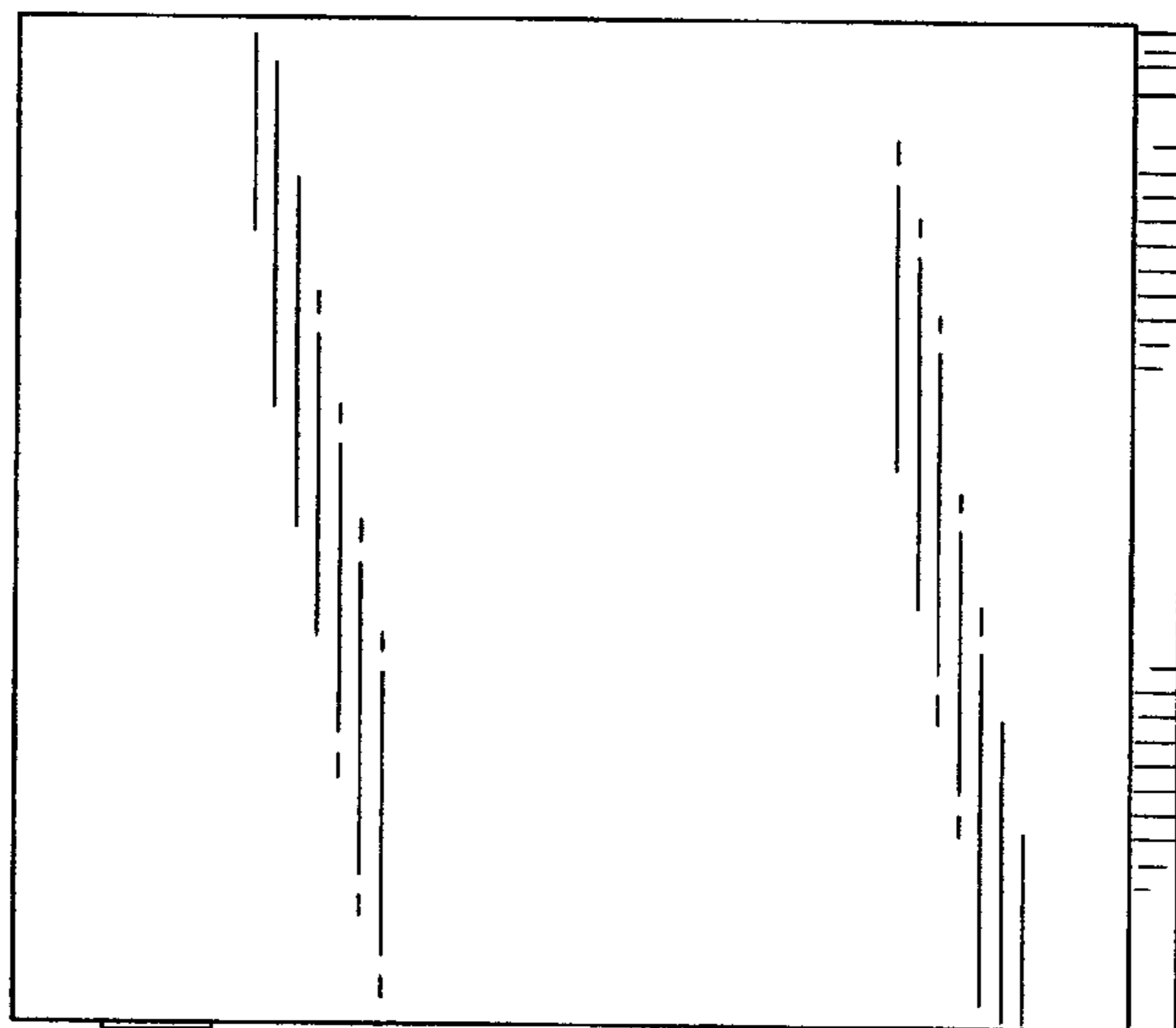


FIG. 7

