



US00D539990S

(12) **United States Design Patent**
Martin et al.

(10) **Patent No.:** **US D539,990 S**

(45) **Date of Patent:** **** Apr. 3, 2007**

(54) **PET BED**

(75) Inventors: **Amy Martin**, Seattle, WA (US);
Russell Borgmann, Bellevue, WA
(US); **Jerry Yamamoto**, Seattle, WA
(US); **Drew Carlson**, Seattle, WA (US)

(73) Assignee: **Hyperion Innovations, Inc.**, Bellevue,
WA (US)

(**) Term: **14 Years**

(21) Appl. No.: **29/255,845**

(22) Filed: **Mar. 14, 2006**

Related U.S. Application Data

(63) Continuation-in-part of application No. 29/235,106, filed on
Jul. 28, 2005.

(51) **LOC (8) Cl.** **30-06**

(52) **U.S. Cl.** **D30/118; D6/361**

(58) **Field of Classification Search** D30/118;
D6/317, 331, 334-335, 349, 361, 370, 377,
D6/381-382, 385, 386-388, 390, 393-394,
D6/596, 601; 5/93.1, 100-101, 105, 110,
5/115, 657, 655.9, 657.5; 119/28.5; 297/462,
297/452.65

See application file for complete search history.

(56) **References Cited**

U.S. PATENT DOCUMENTS

3,161,436 A * 12/1964 Hood 297/452.27
D209,897 S * 1/1968 Ikeda D6/393

D214,302 S * 6/1969 Barber D6/601
D252,486 S * 7/1979 Petersilie D6/381
D295,904 S * 5/1988 McMahon D30/118
D342,855 S * 1/1994 Butler, II D6/596
D351,687 S * 10/1994 McMahon D30/118
5,765,502 A * 6/1998 Haugh 119/28.5
D400,313 S * 10/1998 Chatwell D30/118
D404,210 S * 1/1999 Hutton D6/361
D414,003 S * 9/1999 Hering D30/118
D416,159 S * 11/1999 Porter D6/596
D431,694 S * 10/2000 Copple D30/118
6,851,385 B1 * 2/2005 Poss et al. 119/28.5
D505,560 S * 5/2005 Hutton et al. D6/361
D521,256 S * 5/2006 Auberger D6/334

* cited by examiner

Primary Examiner—Cathy Anne MacCormac

(74) *Attorney, Agent, or Firm*—Perkins Coie LLP

(57) **CLAIM**

The ornamental design for a pet bed, as shown.

DESCRIPTION

FIG. 1 is a perspective view of a pet bed showing our new
design;

FIG. 2 is a plan view thereof;

FIG. 3 is a left side view thereof;

FIG. 4 is a right side view thereof;

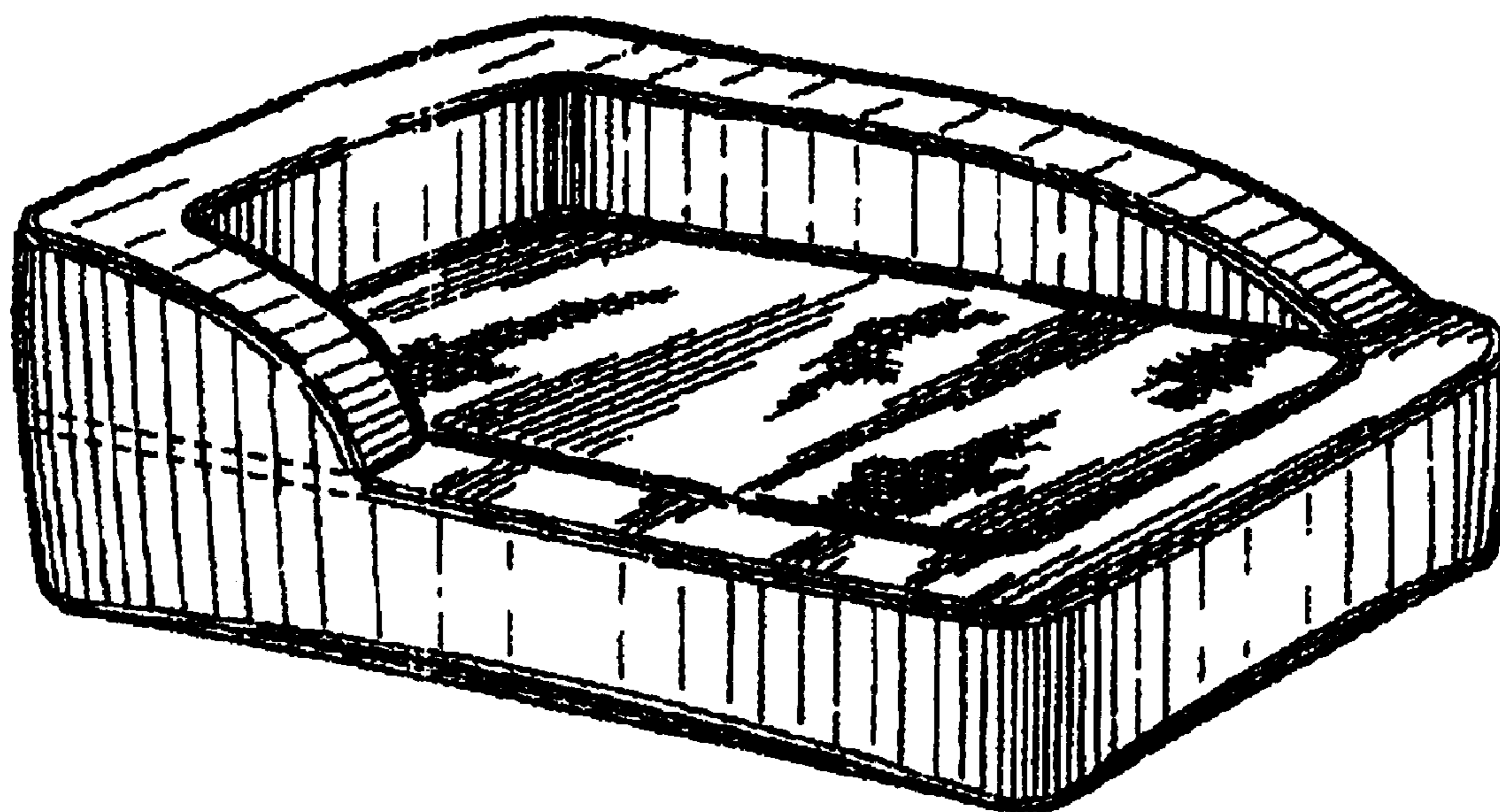
FIG. 5 is a back view thereof;

FIG. 6 is a front view thereof; and,

FIG. 7 is a bottom view thereof.

The broken lines are for illustrative purposes only and form
no part of the claimed design.

1 Claim, 2 Drawing Sheets



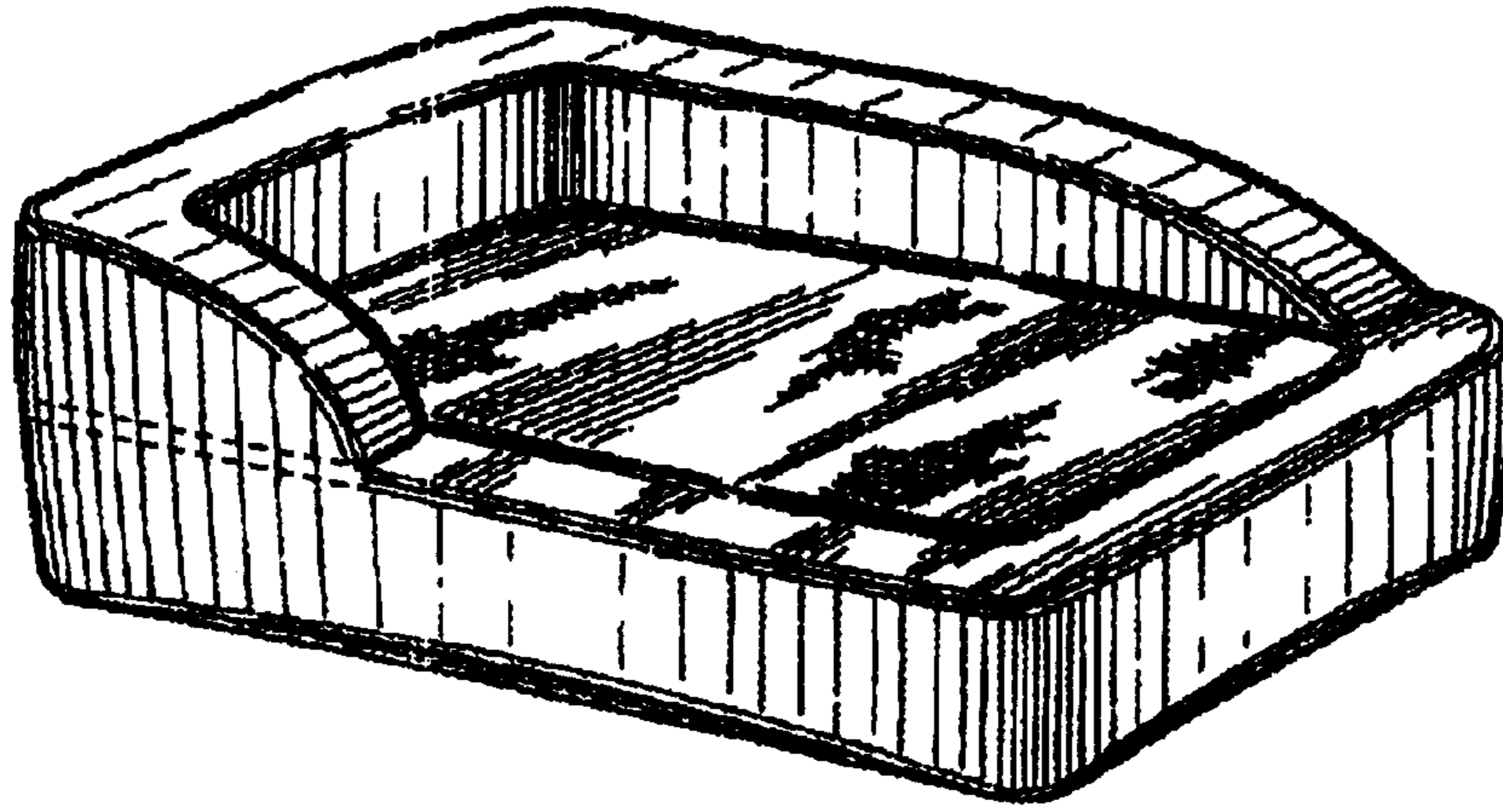


Fig. 1

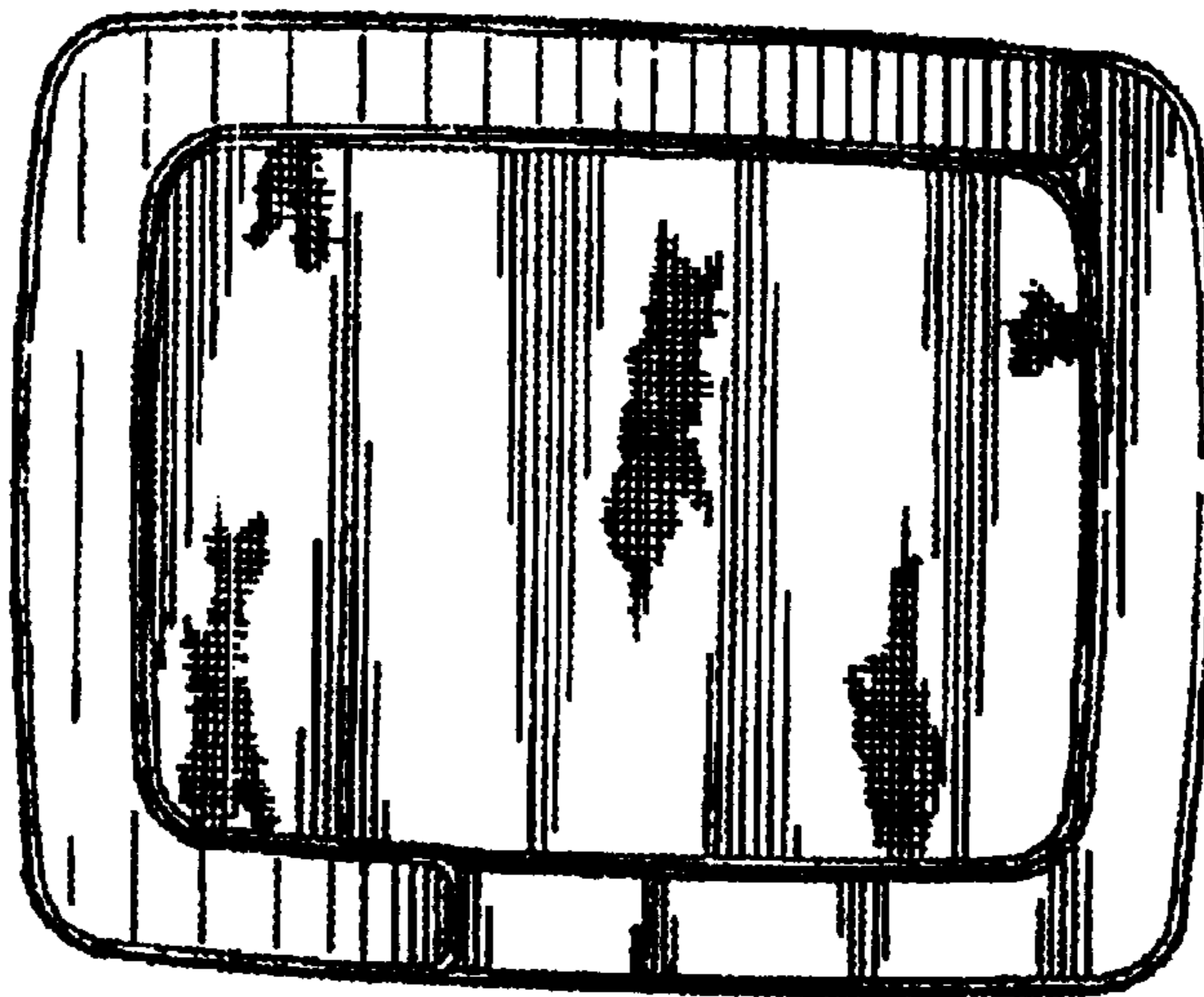


Fig. 2




Fig. 3

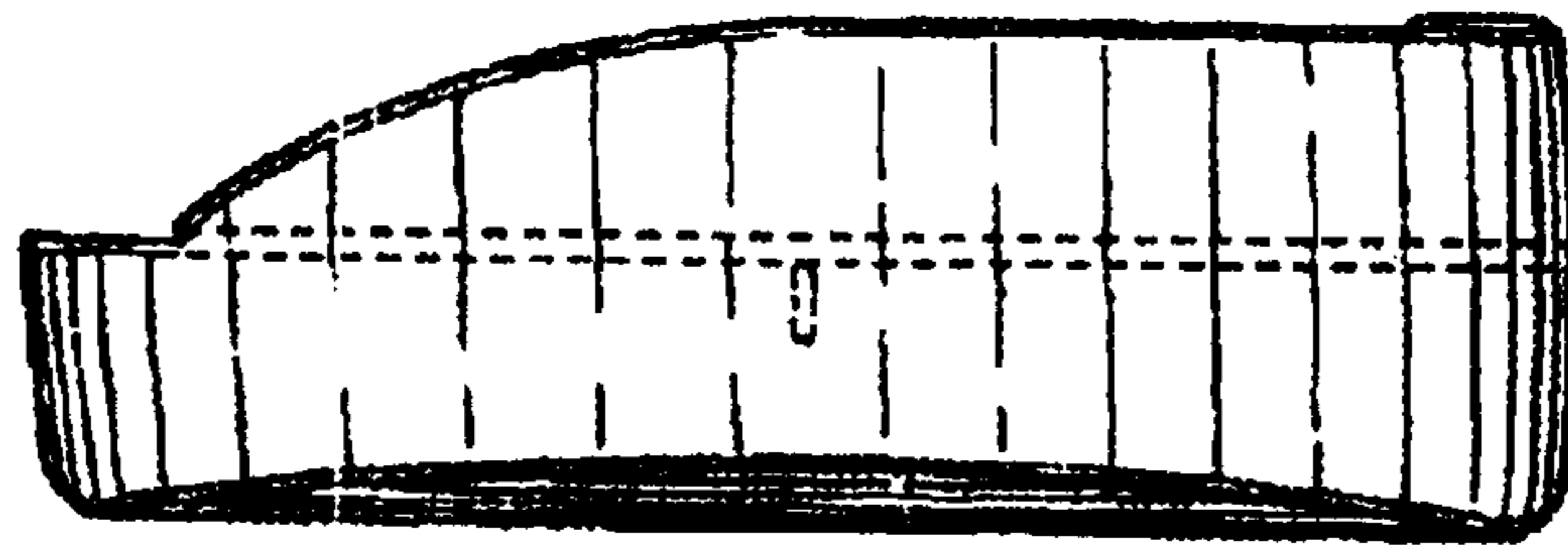


Fig. 4

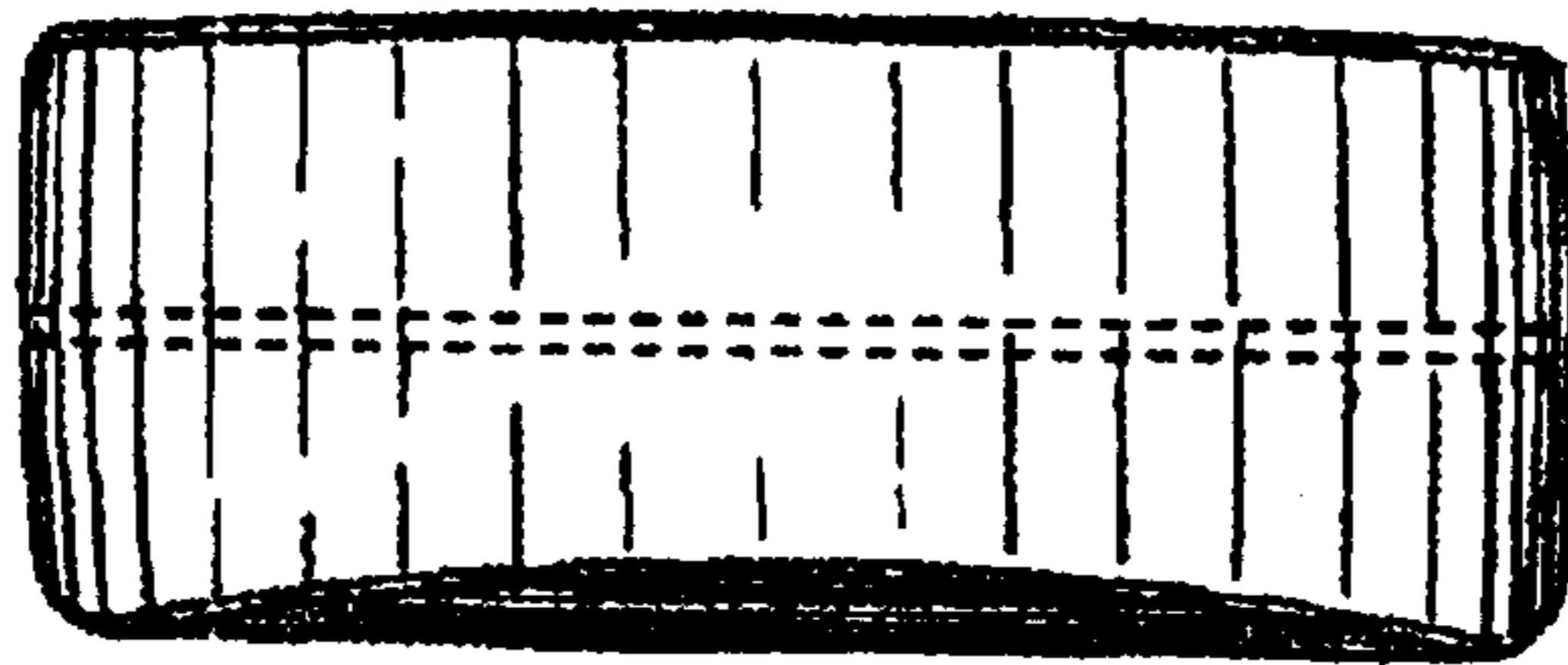


Fig. 5

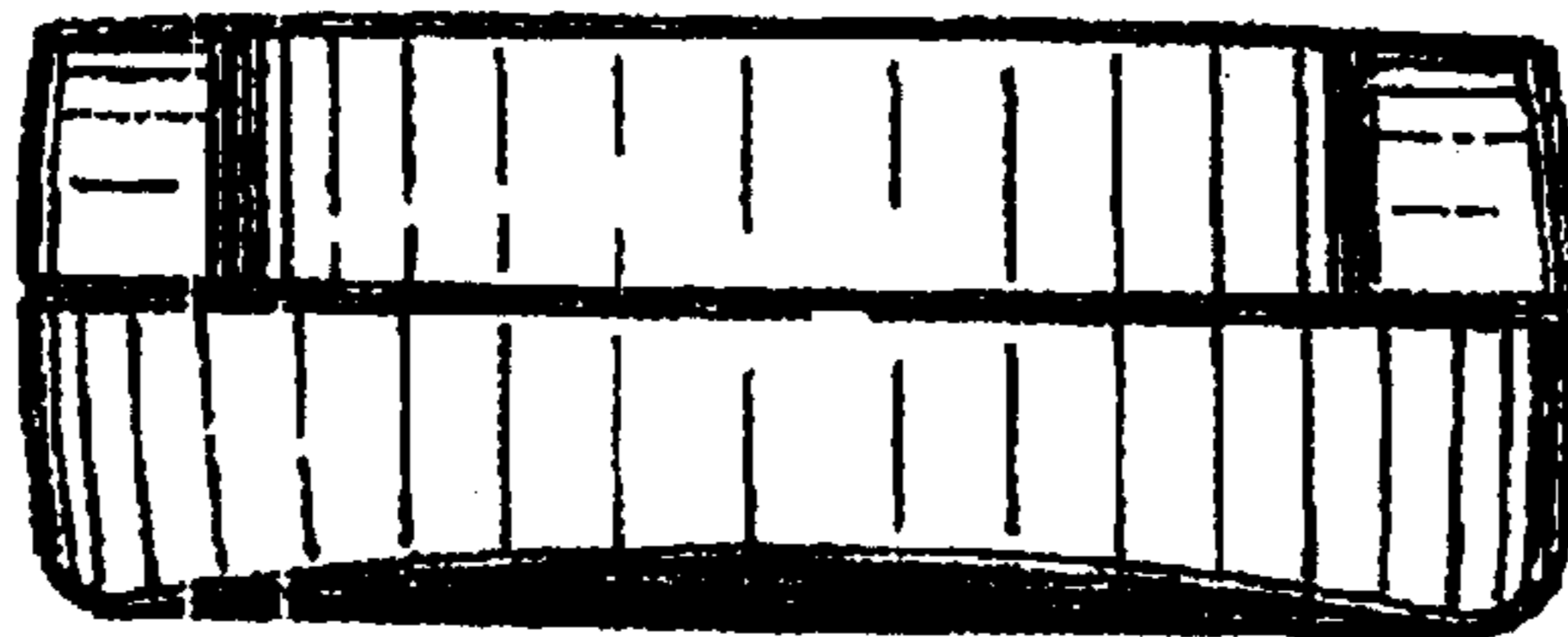


Fig. 6

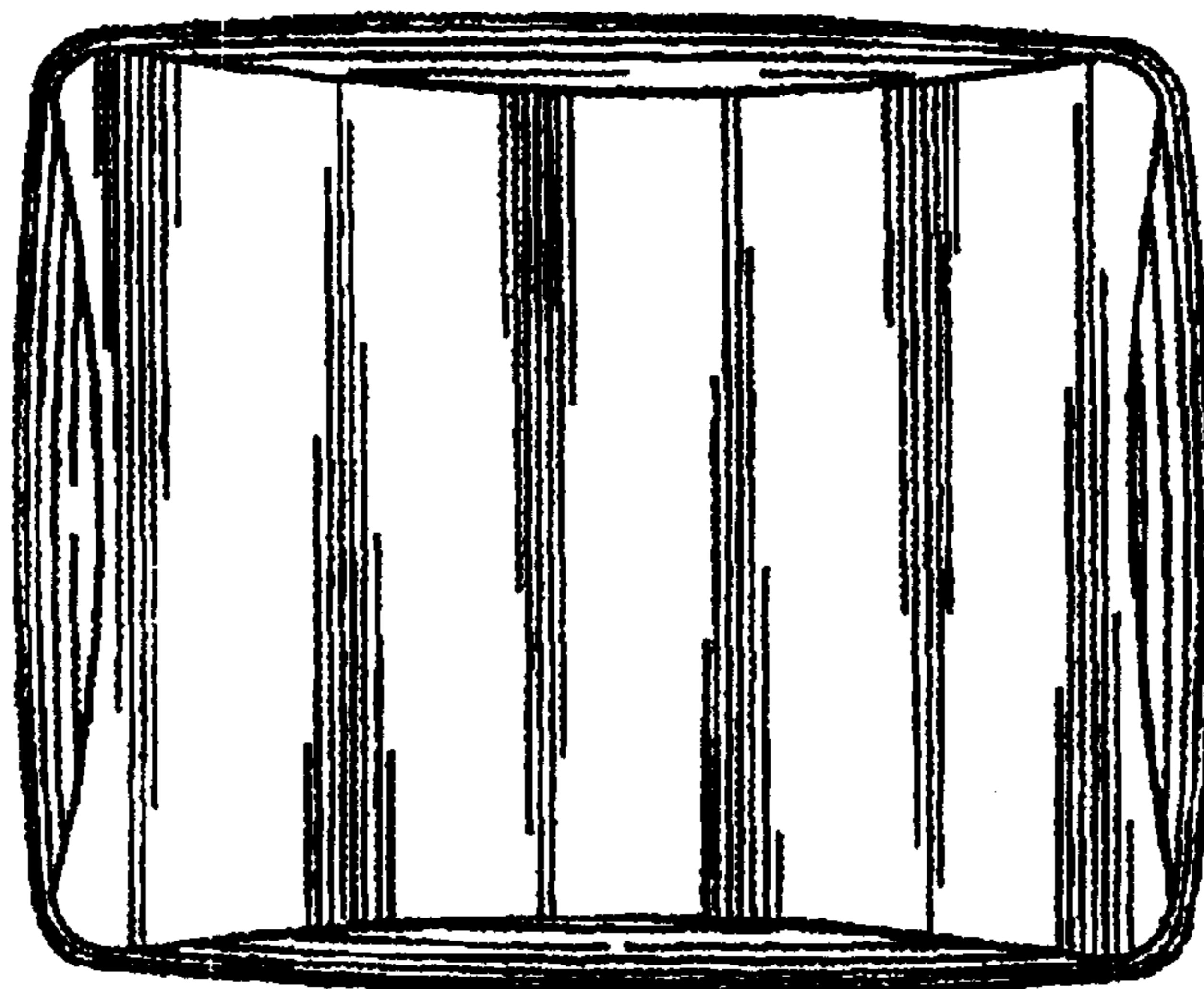


Fig. 7