



US00D539968S

(12) **United States Design Patent**
Flores

(10) **Patent No.:** **US D539,968 S**

(45) **Date of Patent:** **** Apr. 3, 2007**

(54) **LIGHT FIXTURE**

(75) Inventor: **Miguel Flores**, Riverside, CA (US)

(73) Assignee: **Minka Lighting, Inc.**, Corona, CA (US)

(**) Term: **14 Years**

(21) Appl. No.: **29/251,118**

(22) Filed: **Jan. 4, 2006**

(51) **LOC (8) Cl.** **26-03**

(52) **U.S. Cl.** **D26/90; D26/88**

(58) **Field of Classification Search** D26/81-92,
D26/138, 155, 143-145, 128-135; 362/147,
362/404-408, 432

See application file for complete search history.

(56) **References Cited**

U.S. PATENT DOCUMENTS

D43,972 S	*	5/1913	Strom	D26/90
D45,019 S	*	12/1913	Plaut	D26/90
D45,020 S	*	12/1913	Plaut	D26/90
D46,877 S	*	1/1915	Gleason	D26/90
D52,152 S	*	7/1918	Wagner et al.	D26/90
D52,599 S	*	10/1918	Adam	D26/90
D54,232 S	*	12/1919	Cohn	D26/90
D60,029 S		12/1921	Howell		
D60,182 S	*	1/1922	Ullman	D26/88
D62,144 S		3/1923	Dahl		
D62,578 S		6/1923	McFadden		
D63,109 S		10/1923	McFadden		
D63,178 S		10/1923	McFadden		
D67,901 S		7/1925	Sanberg		
D70,435 S		6/1926	Tessa		
D72,376 S		4/1927	Logan		
D73,857 S		11/1927	McFadden		
D74,548 S	*	2/1928	Buccini	D26/152
D75,030 S	*	5/1928	Holdeman	D26/152
D77,512 S		1/1929	Strom		
D84,266 S		5/1931	Villaret		
D168,413 S		12/1952	Lewis		
D461,271 S	*	8/2002	Hsu	D26/90
D511,857 S		11/2005	De'Armond		

OTHER PUBLICATIONS

U.S. Appl. No. 29/251,128, Miguel Flores.
U.S. Appl. No. 29/251,099, Miguel Flores.
U.S. Appl. No. 29/251,119, Miguel Flores.
Minka-Lavery 2005 catalog; Jan. 2005; pp. 31-32, 34;
Minka Lighting, Inc.; U.S.A.

Fine Arts Lamps Internet Catalog; Villa 1919 Flush Mount;
Model #182145; printed from www.lightinguniverse.com on
Feb. 11, 2006.

Quoizel Lighting Internet Catalog; Yardley Flushmount;
Model #YL 182BL; printed from www.lightinguniver-
se.com on Feb. 11, 2006.

Hudson Valley Lighting Internet Catalog; Ashland Collec-
tion Flush Mount; Model #6513-SN; printed from www.
lightinguniverse.com on Feb. 11, 2006.

* cited by examiner

Primary Examiner—Clare E Heflin

(74) *Attorney, Agent, or Firm*—Baker & McKenzie LLP

(57) **CLAIM**

The ornamental design for a light fixture, as shown and
described.

DESCRIPTION

FIG. 1 is a perspective view from below of a light fixture in
accordance with my design;

FIG. 2 is a top plan view of the light fixture in accordance
with my design;

FIG. 3 is a bottom plan view of the light fixture in accor-
dance with my design;

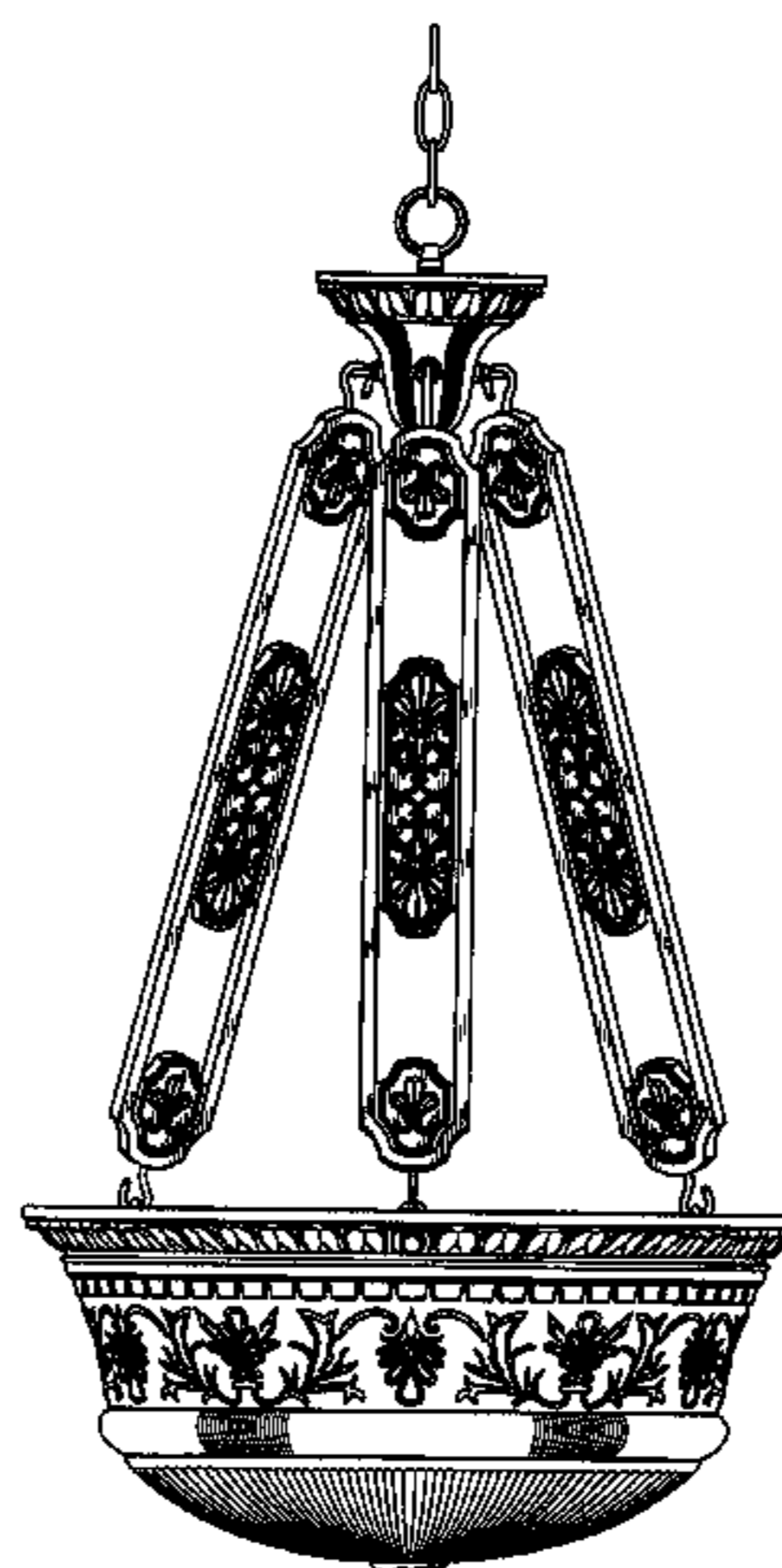

FIG. 4 is a front elevation view of the light fixture in
accordance with my design;

FIG. 5 is a back elevation view of the light fixture in
accordance with my design;

FIG. 6 is a side elevation view of the light fixture in
accordance with my design; and,

FIG. 7 is an opposite side elevation view of the light fixture
in accordance with my design.

1 Claim, 7 Drawing Sheets






Fig. 1

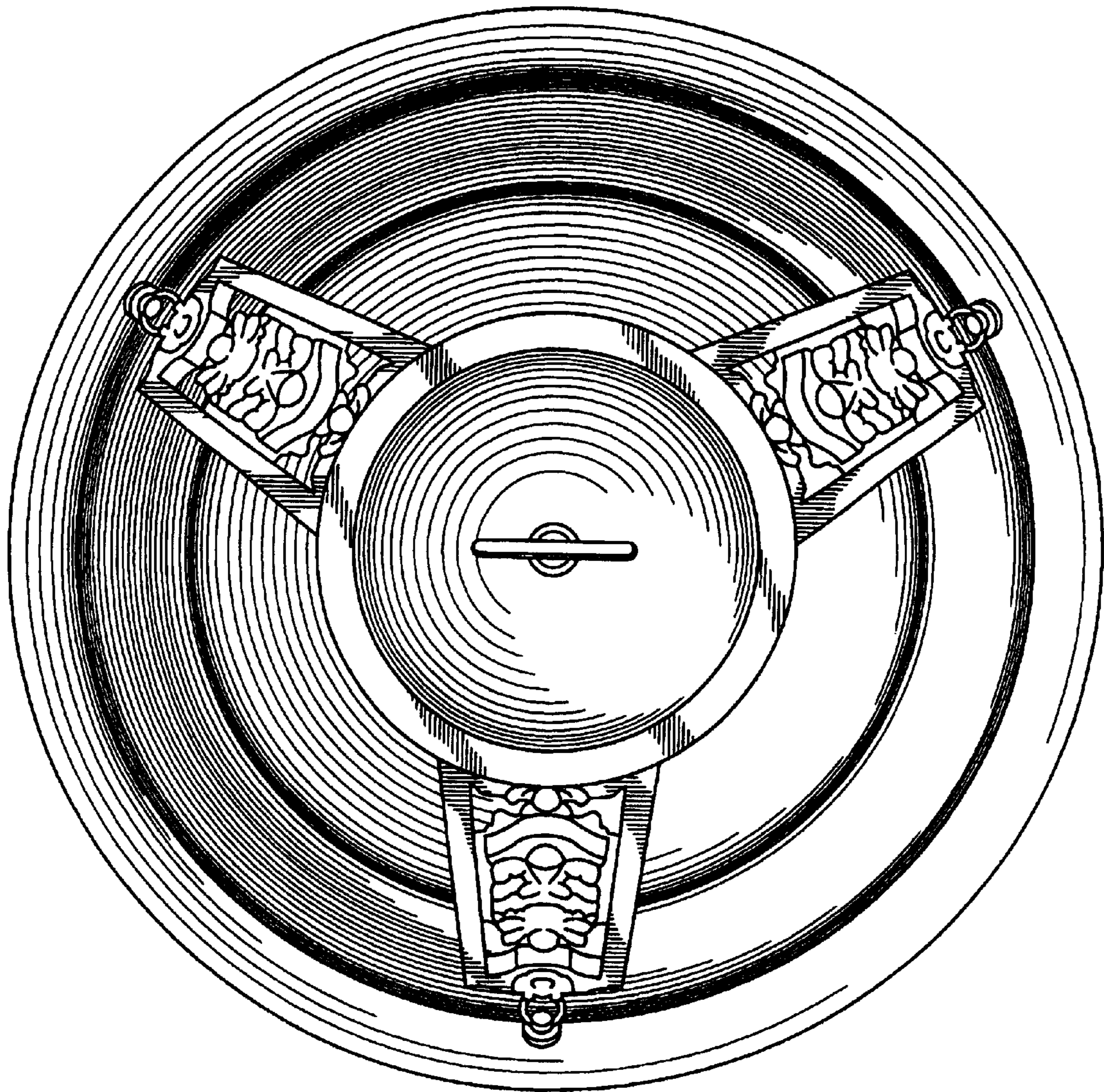


Fig.2

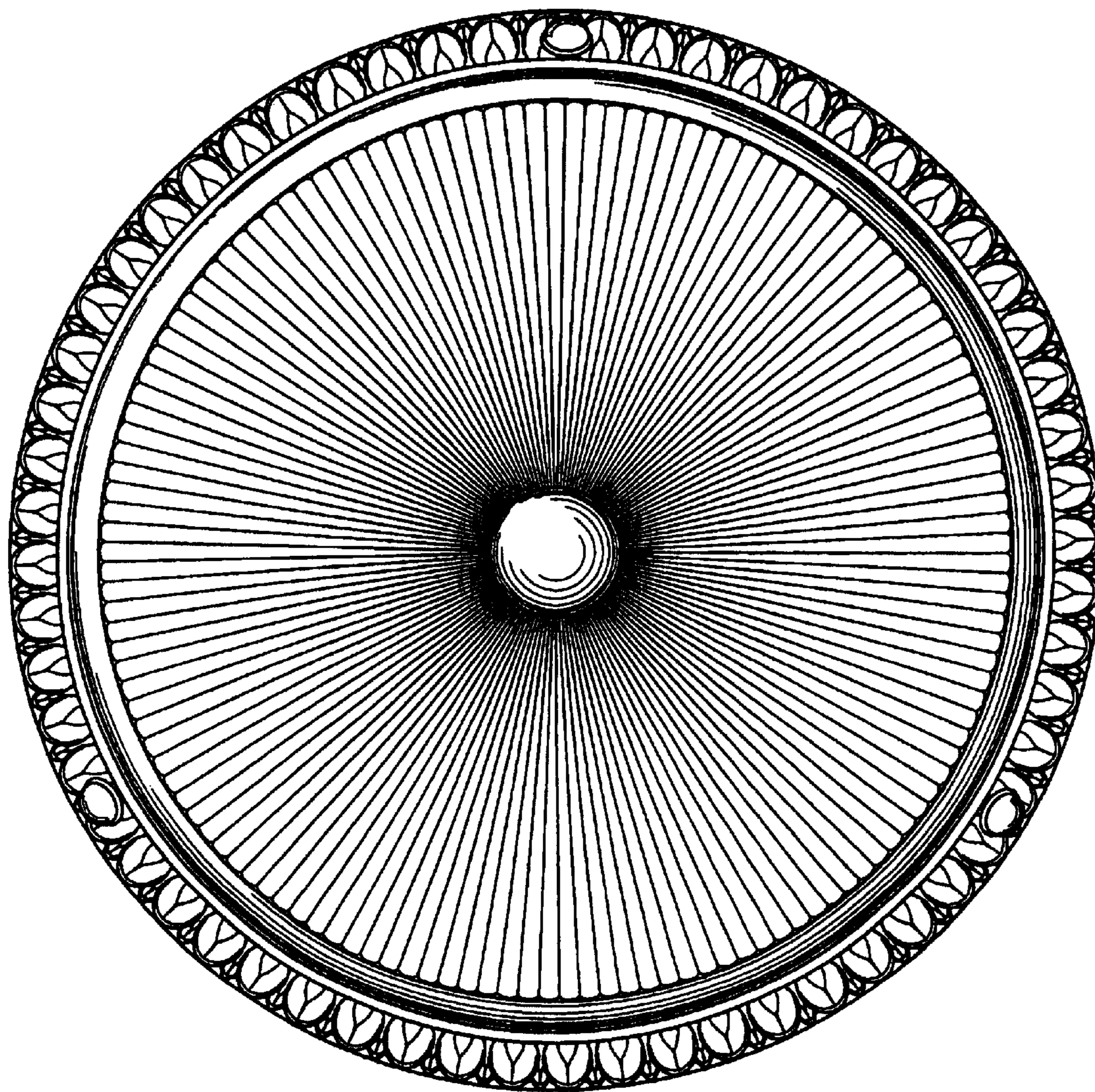


Fig.3

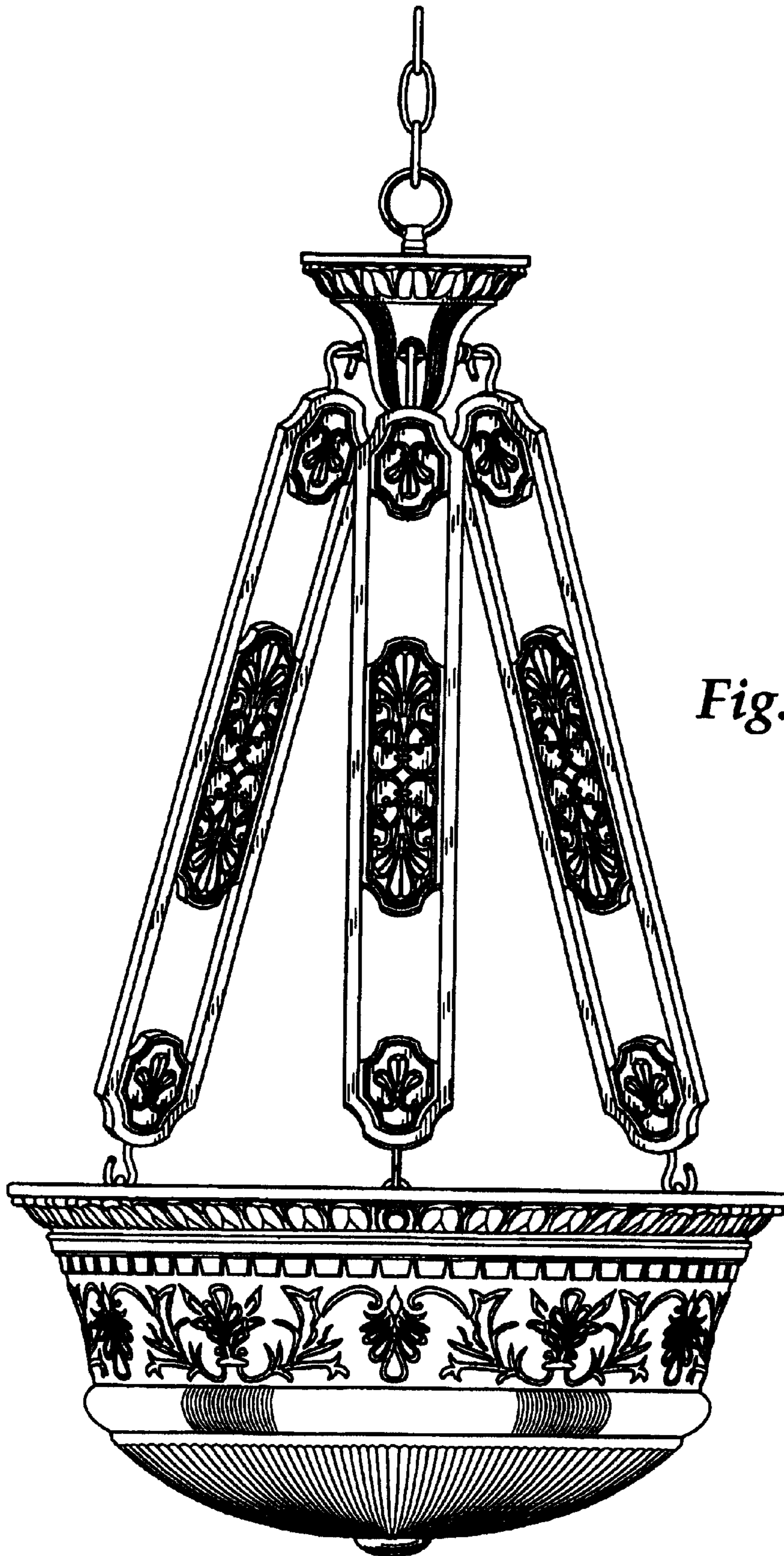


Fig.4

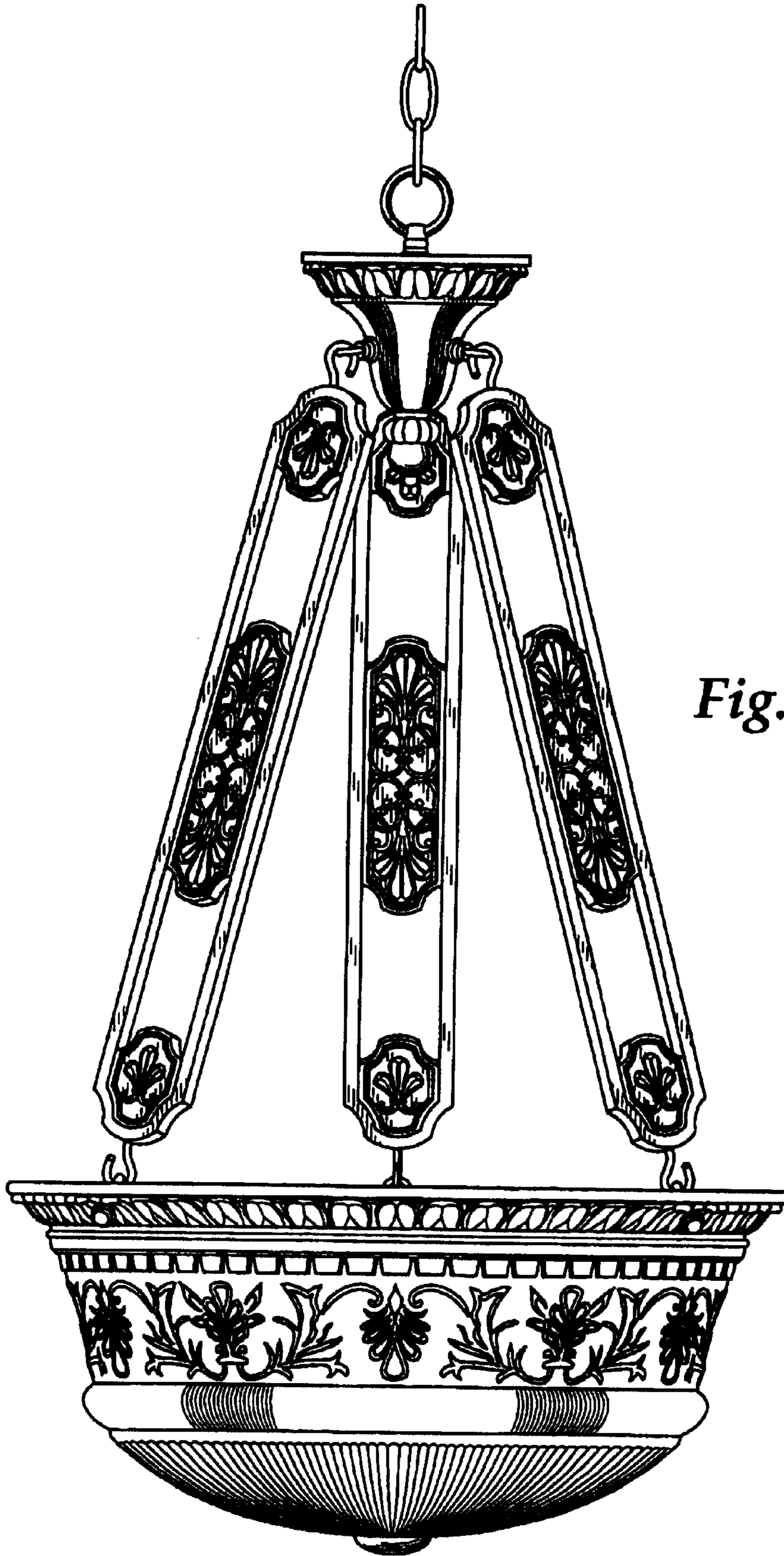


Fig.5

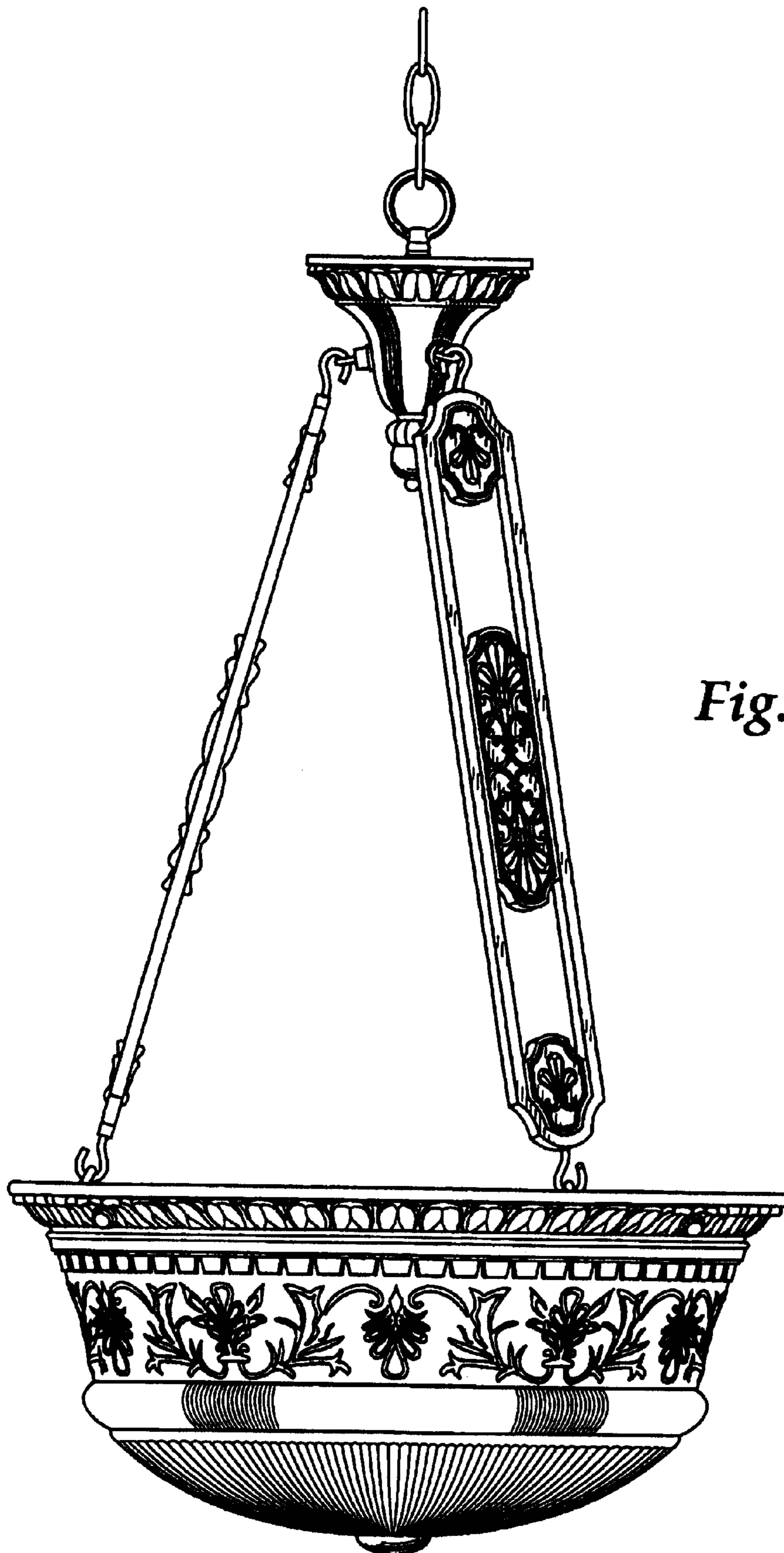


Fig. 6

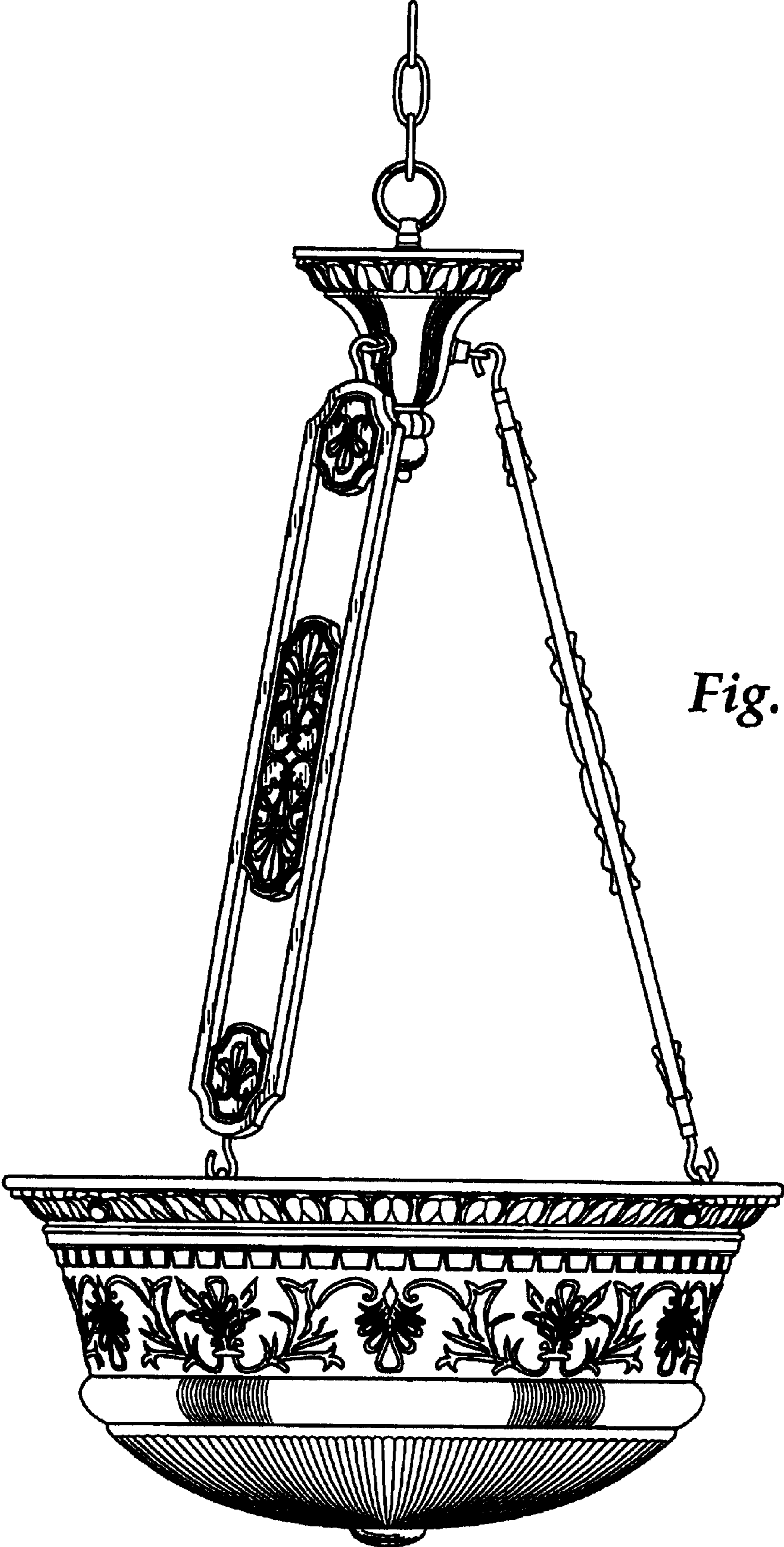


Fig. 7