



US00D539958S

(12) **United States Design Patent**  
**Flores et al.**

(10) **Patent No.:** **US D539,958 S**

(45) **Date of Patent:** **\*\* Apr. 3, 2007**

(54) **CHANDELIER**

(75) Inventors: **Miguel Flores**, Riverside, CA (US);  
**Robert De'Armond**, Temecula, CA (US)

(73) Assignee: **Minka Lighting, Inc.**, Corona, CA (US)

(\*\*) Term: **14 Years**

(21) Appl. No.: **29/251,139**

(22) Filed: **Jan. 4, 2006**

(51) **LOC (8) Cl.** ..... **26-03**

(52) **U.S. Cl.** ..... **D26/81; D26/86**

(58) **Field of Classification Search** ..... D26/81-92,  
D26/138, 155, 143-145, 128-135; 362/147,  
362/404-408, 432

See application file for complete search history.

(56) **References Cited**

**U.S. PATENT DOCUMENTS**

D50,163 S	*	1/1917	Barrows et al. ....	D26/81
D50,165 S	*	1/1917	Barrows et al. ....	D26/81
D66,118 S		12/1924	Goddard	
D67,560 S		6/1925	Walker	
D70,608 S		7/1926	Gosling	
D109,219 S		4/1938	Kelly	
D172,701 S		7/1954	Bucholtz	
D352,796 S	*	11/1994	Segill et al. ....	D26/81
D389,946 S		1/1998	Hutton	
D395,096 S		6/1998	Keen	
D402,397 S		12/1998	Hsu	
D406,380 S		3/1999	Hsu	
D412,041 S		7/1999	Shih	
D432,698 S	*	10/2000	Hsieh .....	D26/84
D447,595 S		9/2001	Bandini	
D453,229 S		1/2002	Phillips	
D498,869 S		11/2004	Dolan	
D513,338 S		12/2005	Burke	
D513,440 S		1/2006	Miranda	

**OTHER PUBLICATIONS**

U.S. Appl. No. 29/251,135, Flores and De'Armond.  
U.S. Appl. No. 29/251,152, Flores and De'Armond.  
U.S. Appl. No. 29/251,126, Flores and De'Armond.  
U.S. Appl. No. 29/251,116, Flores and De'Armond.  
U.S. Appl. No. 29/251,138, Flores and De'Armond.  
U.S. Appl. No. 29/251,196, Flores and De'Armond.  
Minka-Lavery 2005 catalog; Jan. 2005; pp. 3-13; Minka Lighting, Inc.; U.S.A.  
Murray Feiss Internet Catalog; Model #F1720/5CC; printed from www.lightinguniverse.com on Feb. 11, 2006.  
Westinghouse Lighting Internet Catalog; Model #69080; printed from www.lightinguniverse.com on Feb. 11, 2006.

(Continued)

*Primary Examiner*—Clare E Heflin  
(74) *Attorney, Agent, or Firm*—Baker & McKenzie LLP


(57) **CLAIM**

The ornamental design for a chandelier, as shown and described.

**DESCRIPTION**

FIG. 1 is a perspective view from below of a chandelier in accordance with our design;  
FIG. 2 is a top plan view of the chandelier in accordance with our design;  
FIG. 3 is a bottom plan view of the chandelier in accordance with our design;  
FIG. 4 is a front plan view of the chandelier in accordance with our design;  
FIG. 5 is a side elevation view of the chandelier in accordance with our design;  
FIG. 6 is a back plan view of the chandelier in accordance with our design; and,  
FIG. 7 is an opposite side elevation view of the chandelier in accordance with our design.

**1 Claim, 7 Drawing Sheets**



OTHER PUBLICATIONS

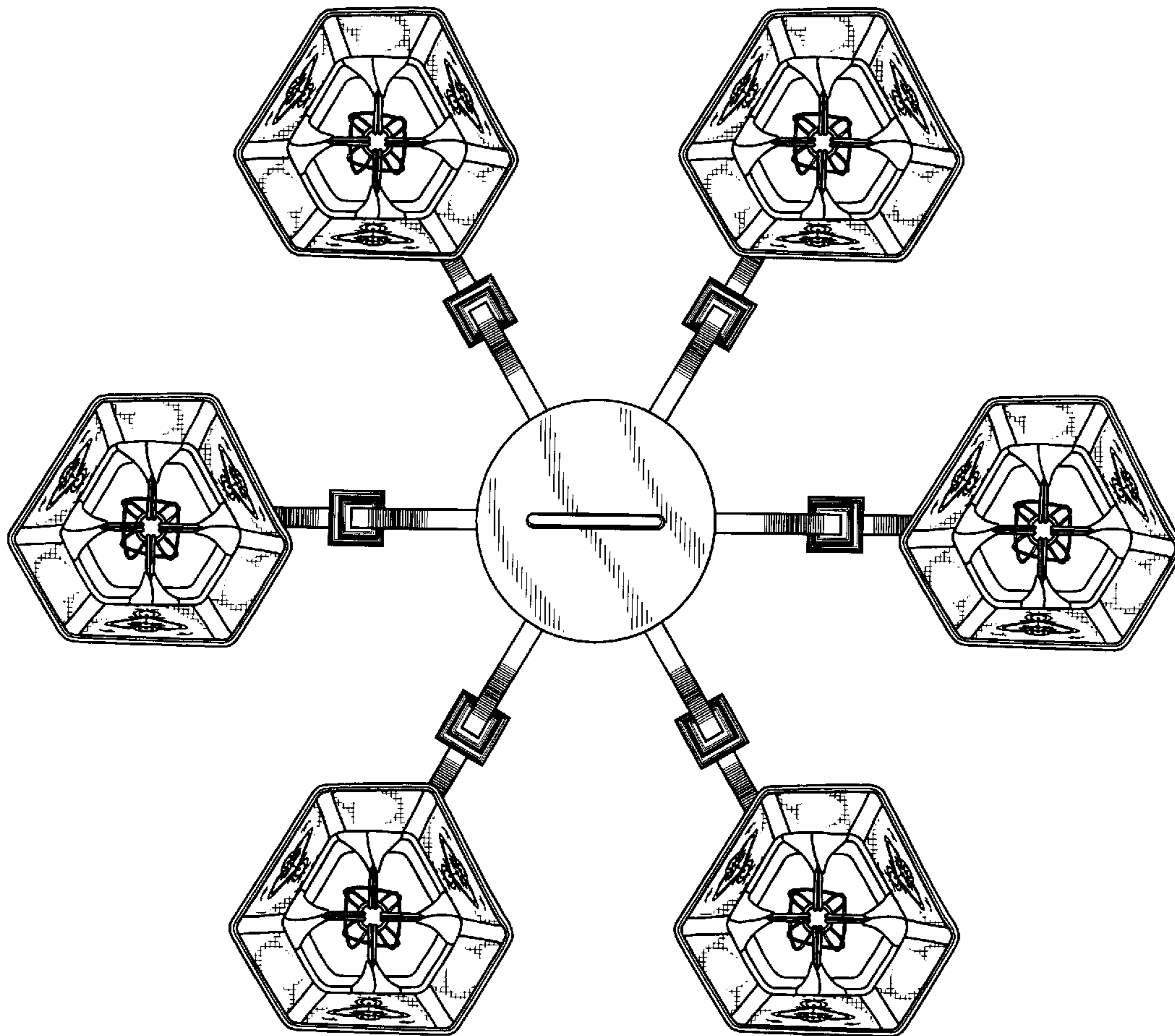
Fine Arts Lamp Internet Catalog; Verona 12-Light Chandelier; Model #710340; printed from [www. lightinguniverse.com](http://www.lightinguniverse.com) on Feb. 11, 2006.

Fine Arts Lamp Internet Catalog; Mezzogiorno 12 Light Chandelier; Model #106740; printed from [www. lightinguniverse.com](http://www.lightinguniverse.com) on Feb. 11, 2006.

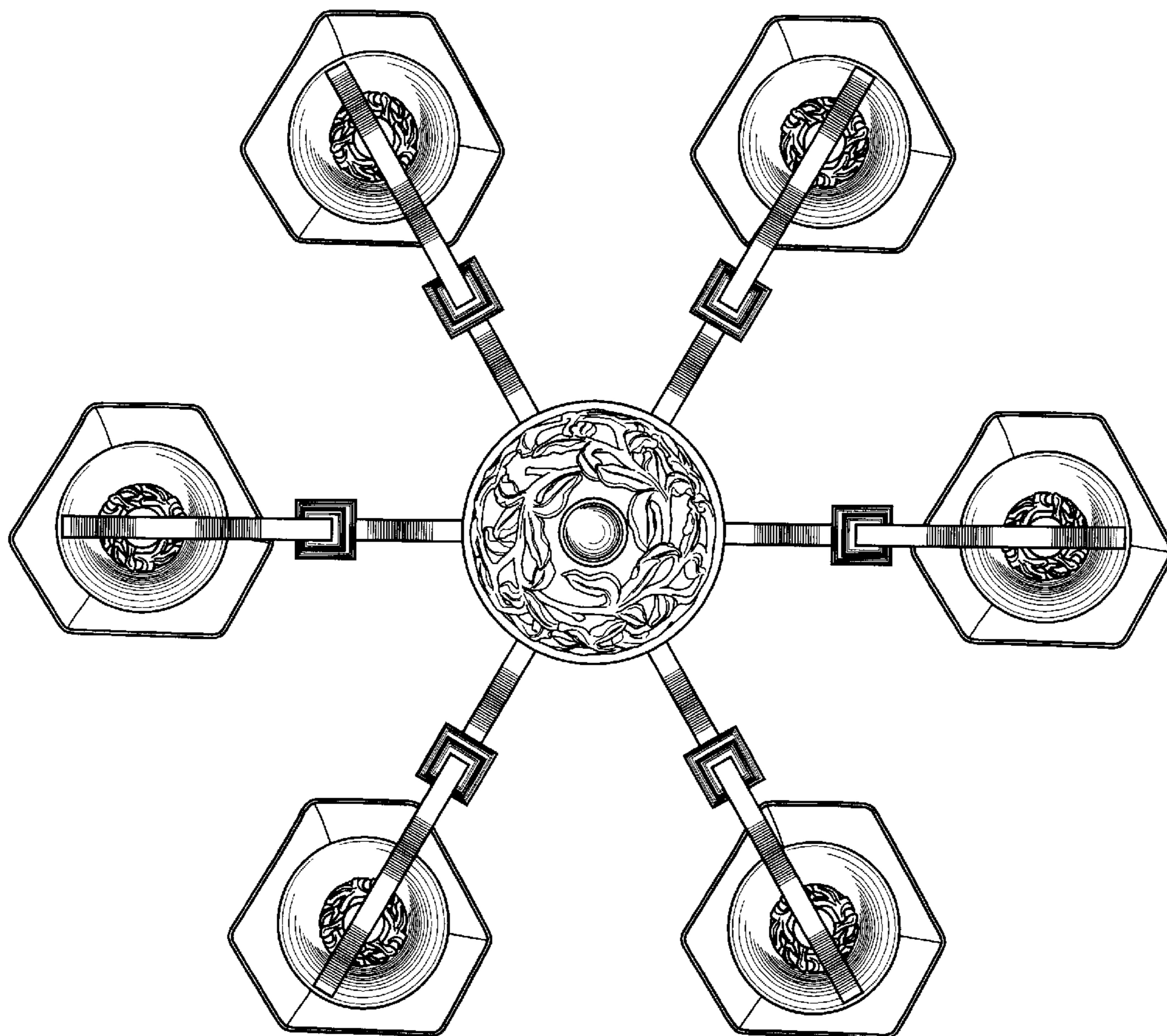
\* cited by examiner




*Fig.1*




*Fig.2*




*Fig.3*



*Fig.4*




*Fig.5*



*Fig.6*





*Fig.7*