

US00D539956S

(12) **United States Design Patent** (10) **Patent No.:** **US D539,956 S**
Rose et al. (45) **Date of Patent:** **** Apr. 3, 2007**

(54) **SUPPORT STRUCTURE FOR DENTISTRY APPLICATIONS**

(75) Inventors: **Eric P. Rose**, Tarzana, CA (US);
Michael Bergman, Somerville, MA (US)

(73) Assignee: **Discus Dental Impressions, Inc.**,
Culver City, CA (US)

(**) Term: **14 Years**

(21) Appl. No.: **29/232,671**

(22) Filed: **Jun. 22, 2005**

Related U.S. Application Data

(63) Continuation-in-part of application No. 29/220,712, filed on Jan. 4, 2005, and a continuation-in-part of application No. 29/220,642, filed on Jan. 4, 2005, and a continuation-in-part of application No. 29/220,680, filed on Jan. 4, 2005, and a continuation-in-part of application No. 29/220,679, filed on Jan. 4, 2005.

(51) **LOC (8) Cl.** **26-05**

(52) **U.S. Cl.** **D26/61**

(58) **Field of Classification Search** D26/24,
D26/37, 60-66, 113, 118, 120, 121, 123,
D26/124, 138, 141, 93, 145, 155; 362/270,
362/275, 371, 401, 418, 572, 573; 403/84;
424/49; 433/25, 29, 49, 79, 216; 248/125.9;
D6/317, 327, 364, 366, 486, 498, 546; D13/112
See application file for complete search history.

(56) **References Cited**

U.S. PATENT DOCUMENTS

D160,084 S	*	9/1950	Grossman	D26/107
4,013,328 A		3/1977	Wolf et al.		
4,097,919 A		6/1978	Bobrick et al.		
4,260,376 A		4/1981	Litel et al.		

RE31,548 E		4/1984	Watanabe		
4,494,177 A		1/1985	Matthews		
4,581,689 A		4/1986	Oram		
4,934,933 A		6/1990	Fuchs		
D327,137 S	*	6/1992	Wu	D26/107
5,497,295 A		3/1996	Gehly		
5,562,344 A		10/1996	Hallings		
5,803,905 A		9/1998	Allred et al.		
6,056,249 A	*	5/2000	Fillon, Jr.	248/125.7
6,162,055 A		12/2000	Montgomery et al.		
6,193,510 B1		2/2001	Tsimerman		
6,213,671 B1		4/2001	Chang		
6,391,283 B1		5/2002	Jensen et al.		
D472,079 S	*	3/2003	Chen	D6/498
6,543,914 B2		4/2003	Sander		
6,568,836 B2		5/2003	Wahl		
6,733,290 B2		5/2004	West et al.		
6,793,380 B2		9/2004	Kupfer		

* cited by examiner

Primary Examiner—Alan P. Douglas

Assistant Examiner—Angela J. Lee

(74) *Attorney, Agent, or Firm*—Nancy N. Quan; Michael Bergman

(57) **CLAIM**

The ornamental design for a support structure for dentistry applications, as shown and described.

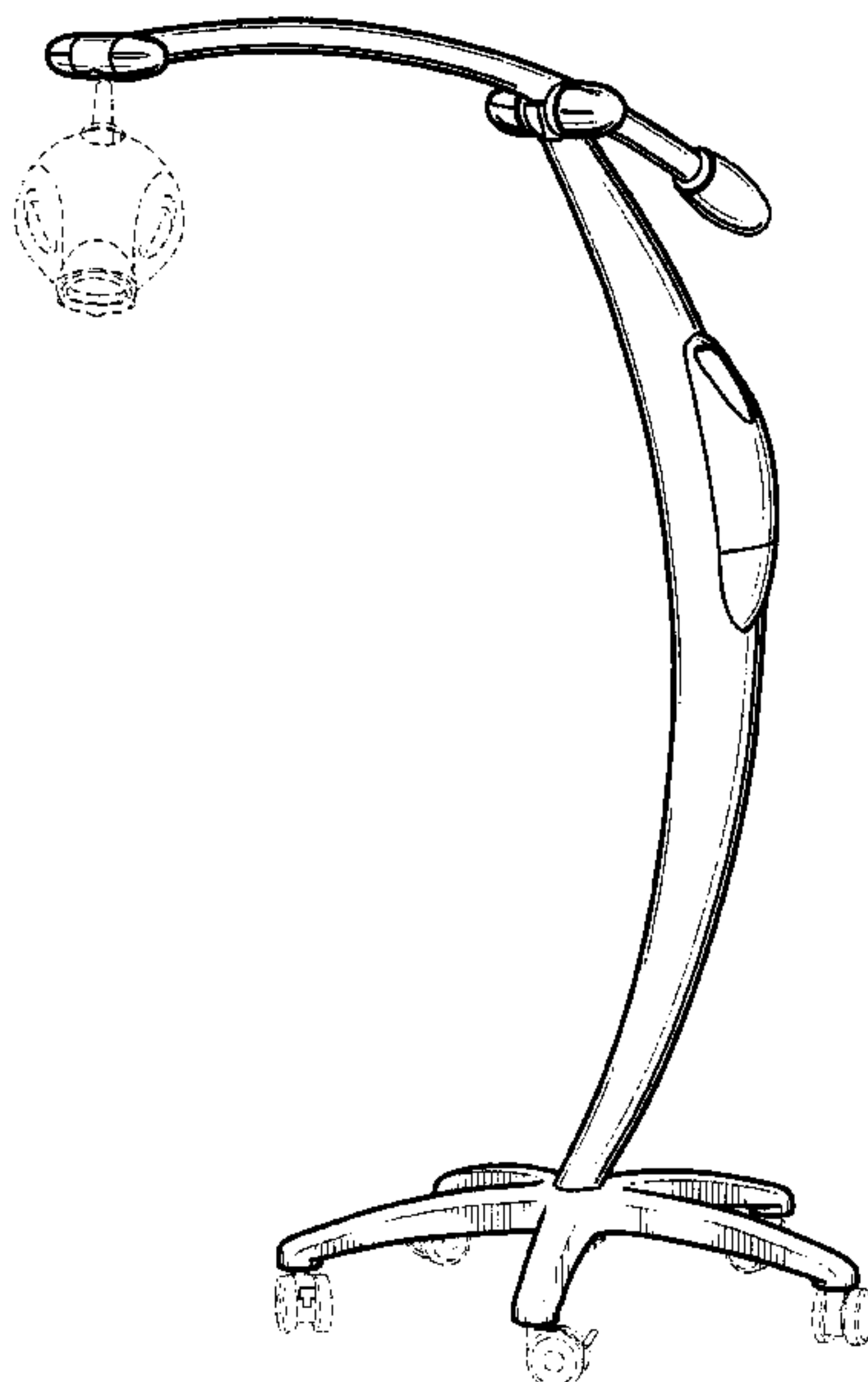
DESCRIPTION

FIG. 1 is a front perspective view of a support structure for dentistry applications, said drawing showing a lamp and a control module attached to a support structure for dentistry applications embodying my new design, wherein the lamp is shown in broken lines for illustrative purposes only and forms no part of the claimed design;

FIG. 2 is a rear perspective view thereof; and,

FIG. 3 is a top view thereof.

1 Claim, 3 Drawing Sheets



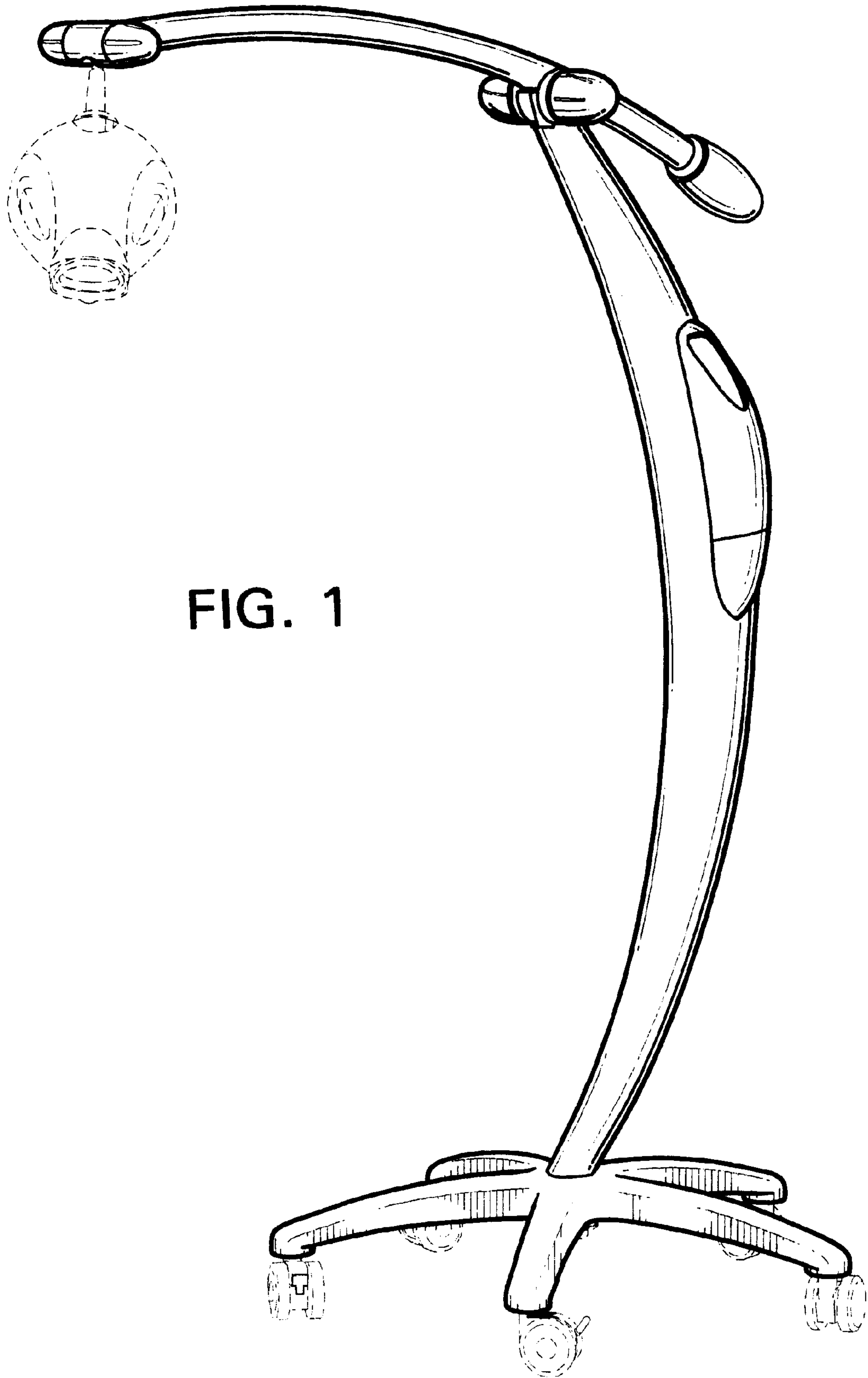


FIG. 1

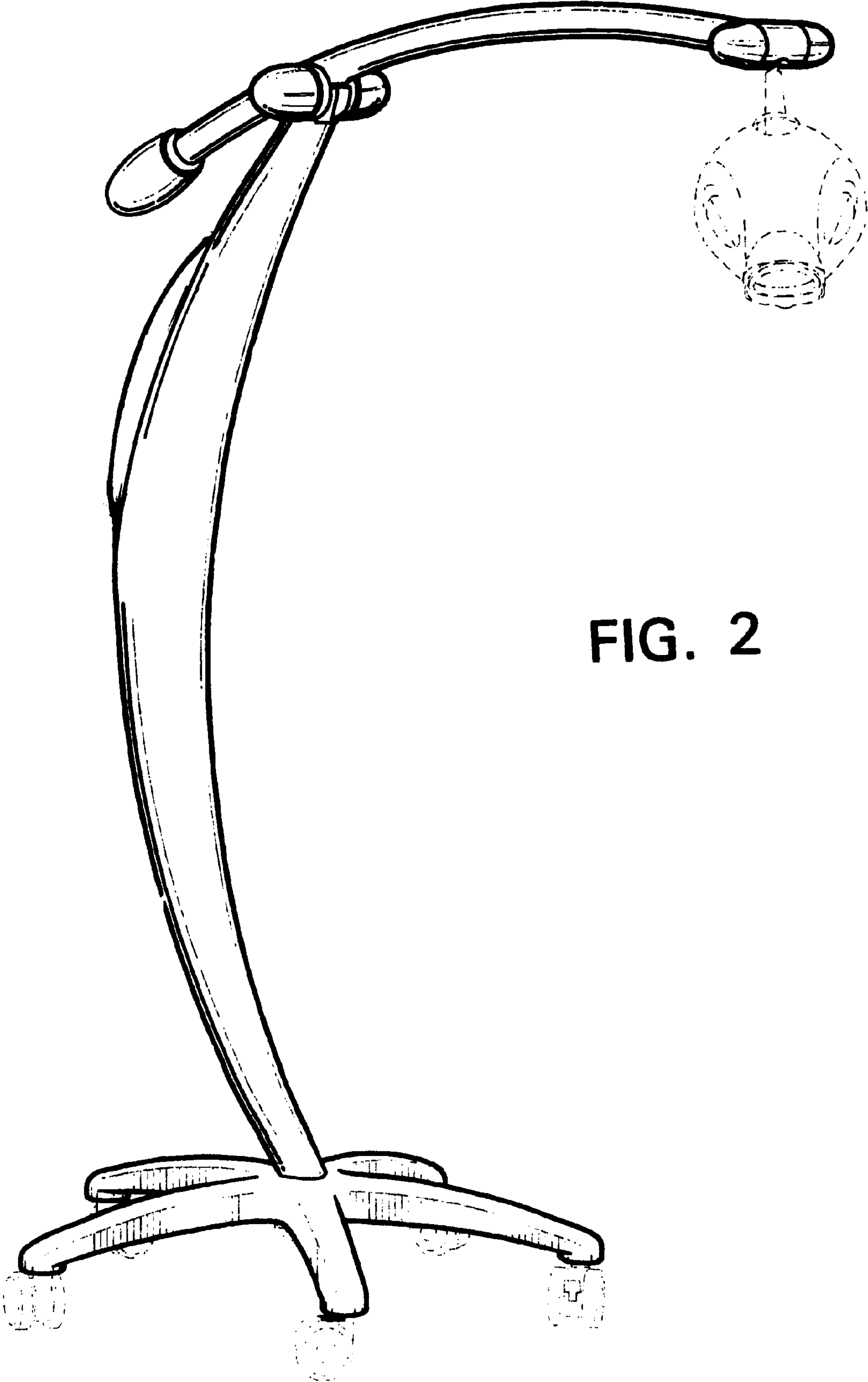


FIG. 2

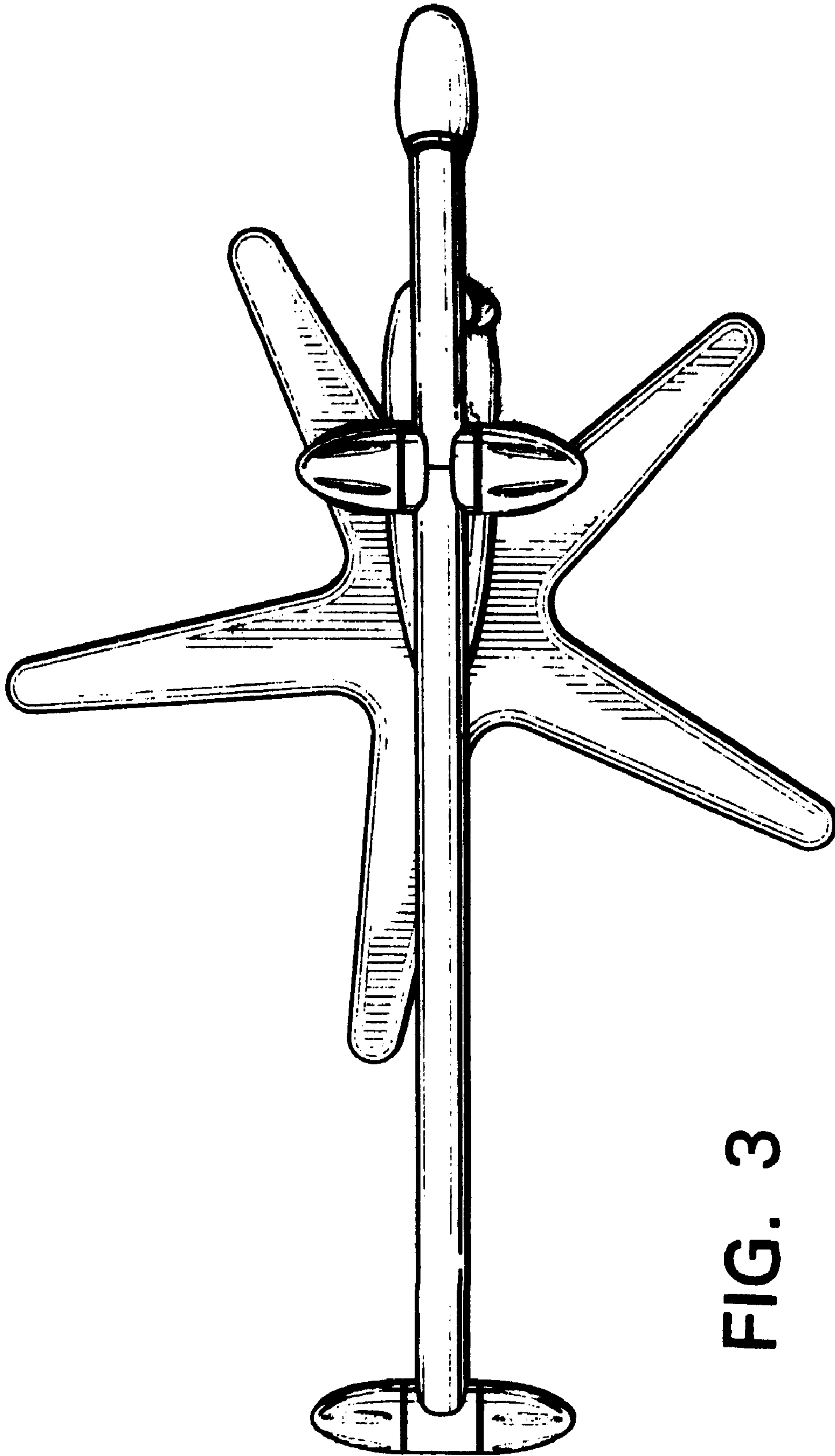


FIG. 3