



US00D539915S

(12) **United States Design Patent**  
**Timmer**

(10) **Patent No.:** **US D539,915 S**

(45) **Date of Patent:** **\*\* Apr. 3, 2007**

(54) **MESSAGE IMPLEMENT**

(76) Inventor: **Kirk Timmer**, 1413 41<sup>st</sup> St., South,  
Great Falls, MT (US) 59405

(\*\*) Term: **14 Years**

(21) Appl. No.: **29/224,740**

(22) Filed: **Mar. 7, 2005**

(51) **LOC (8) Cl.** ..... **28-03**

(52) **U.S. Cl.** ..... **D24/214**

(58) **Field of Classification Search** ..... D24/200,  
D24/211-215; 601/15, 46, 78, 93, 94, 134-138  
See application file for complete search history.

(56) **References Cited**

**U.S. PATENT DOCUMENTS**

4,266,536 A	5/1981	Chasares	
D317,204 S *	5/1991	Henneseey	D24/211
D326,525 S *	5/1992	Shimizu	D24/214
D326,721 S *	6/1992	Ujifusa et al.	D24/211
D359,124 S *	6/1995	Rosenberg	D24/211
D444,566 S	7/2001	Thomas et al.	
D456,909 S	5/2002	Szabo	
D461,009 S *	7/2002	Viner	D24/214
2003/0009116 A1	1/2003	Luetgen et al.	

\* cited by examiner

*Primary Examiner*—Ian Simmons

*Assistant Examiner*—Melanie Levy

(74) *Attorney, Agent, or Firm*—Jean Kyle

(57) **CLAIM**

The ornamental design for a massage implement, as shown and described.

**DESCRIPTION**

FIG. 1 is a left side elevational view of the massage implement showing my new design, the right side being a mirror image thereof;

FIG. 2 is a rear elevational view thereof;

FIG. 3 is a front elevational view thereof;

FIG. 4 is a top plan view thereof;

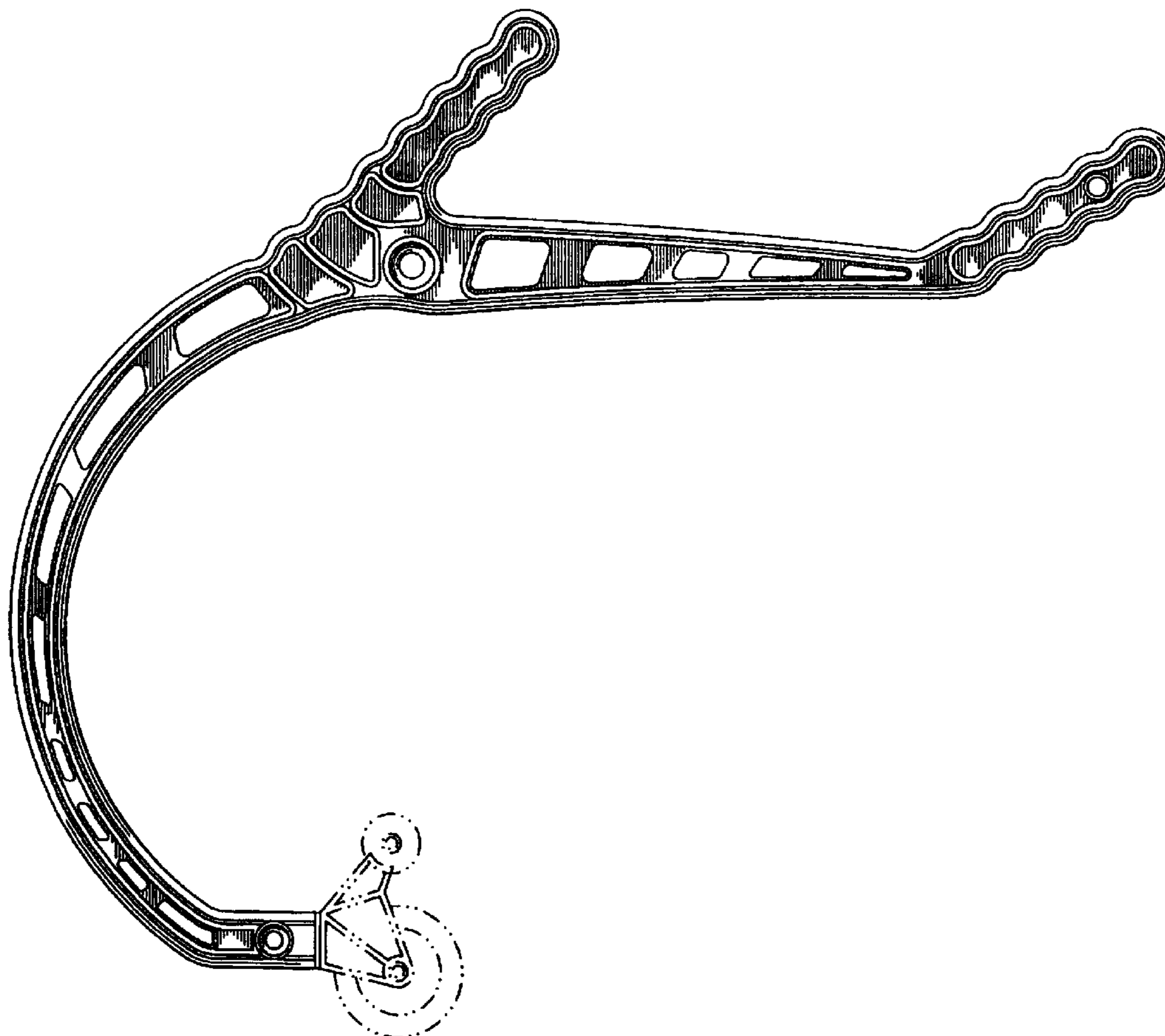
FIG. 5 is a bottom plan view thereof;

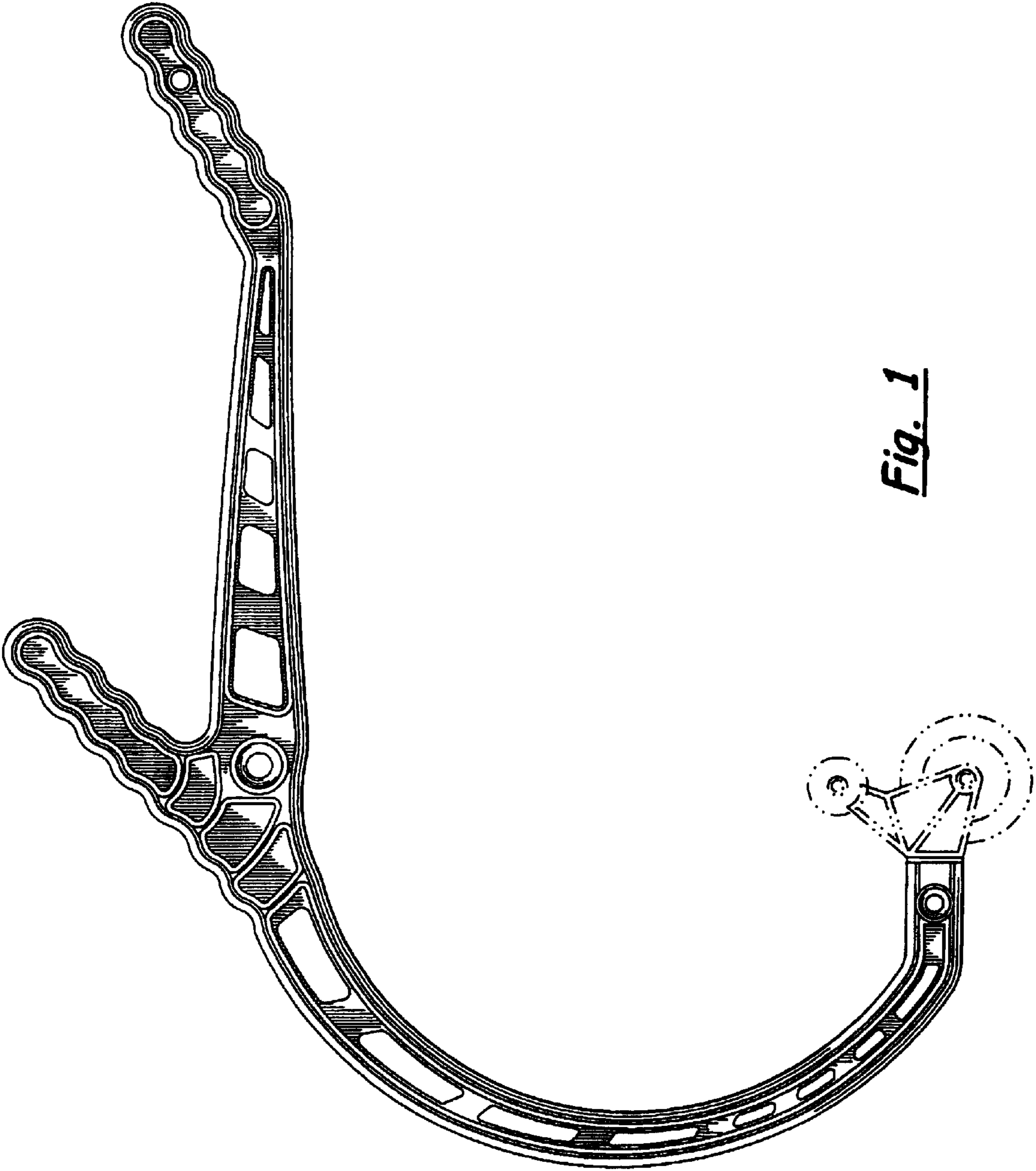
FIG. 6 is a left side elevational view of the massage implement of FIG. 1 shown in an alternate condition; and,

FIG. 7 is a left side elevational view of the massage implement of FIG. 1 with the roller portion shown in a rotated condition.

The broken lines are for illustrative purposes only and form no part of the claimed design.

**1 Claim, 4 Drawing Sheets**







*Fig. 1*



*Fig. 2*



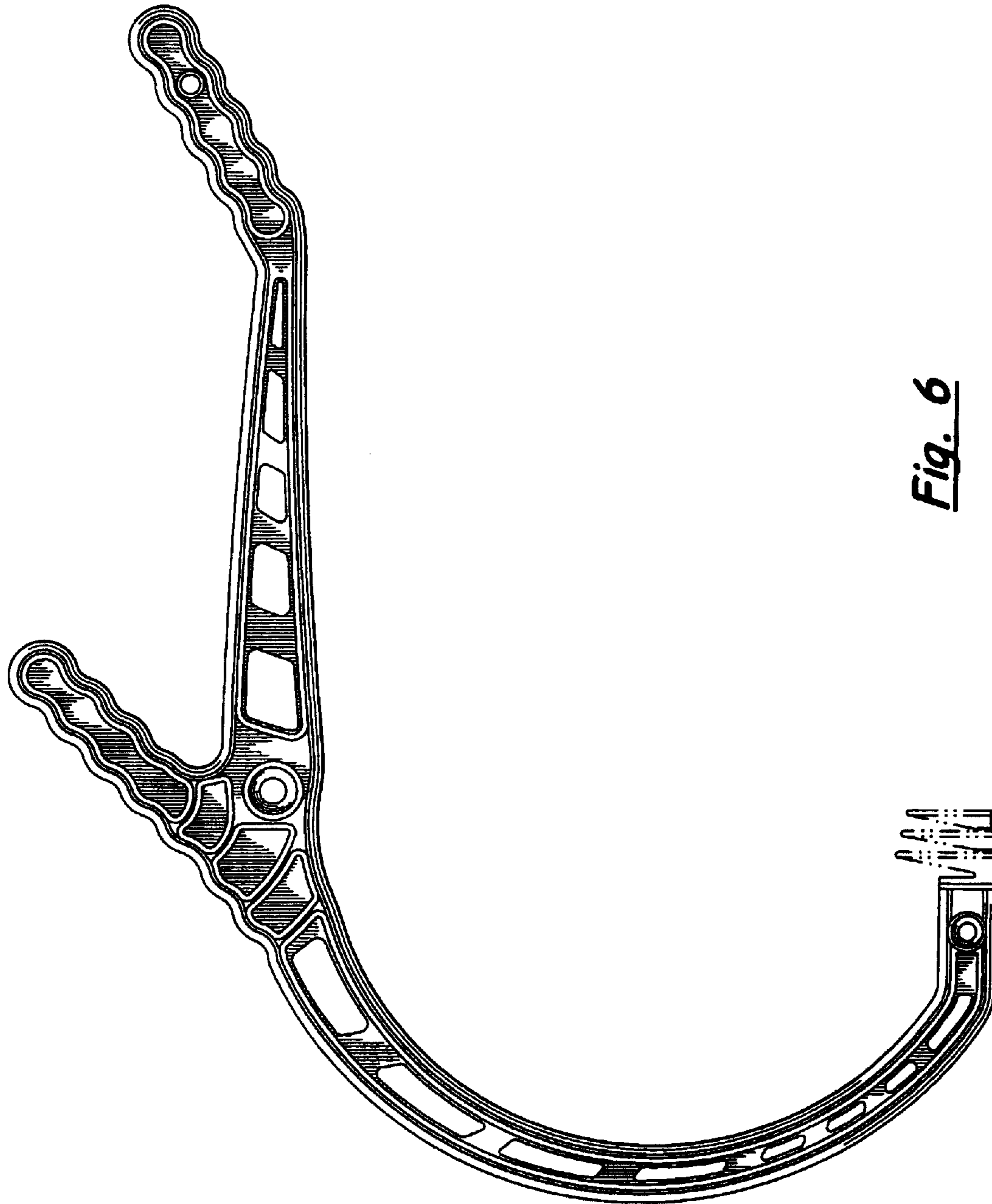
*Fig. 4*



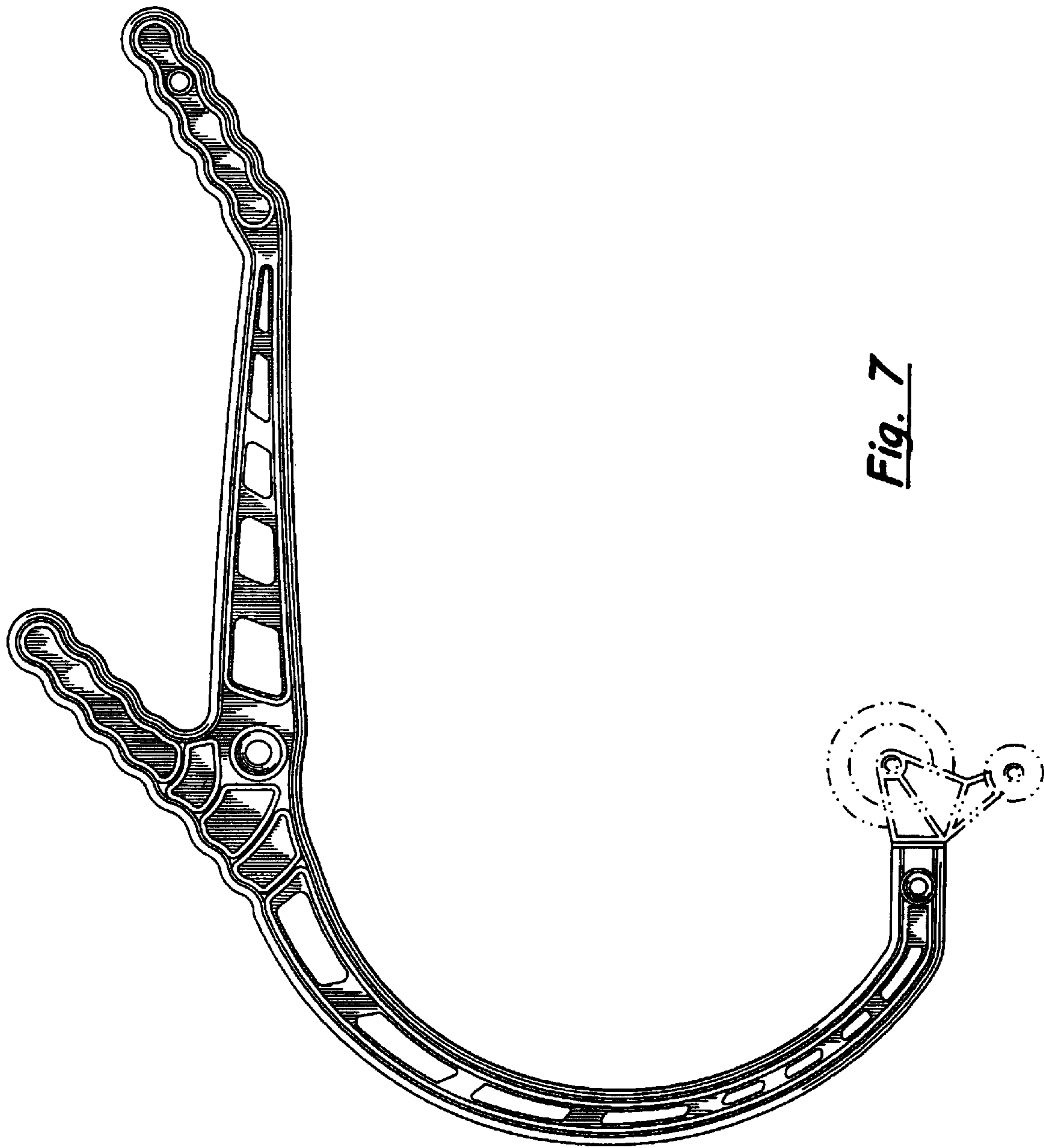
*Fig. 5*



*Fig. 3*



*Fig. 6*



*Fig. 7*