



US00D539909S

(12) **United States Design Patent** (10) **Patent No.:** **US D539,909 S**  
**Vercellotti et al.** (45) **Date of Patent:** **\*\* Apr. 3, 2007**

(54) **INSERT FOR PIEZOELECTRIC BONE SURGERY**  
(76) Inventors: **Tomaso Vercellotti**, Via XII Ottobre, 2/111, Genova, 16121 (IT); **Domenico Vercellotti**, Via Parma, 20, Santa Margherita di Fossa Lupara, Sestri Levante - 16039 (IT); **Fernando Bianchetti**, Corso Dante, 142, Chiavari - 16043 (IT)

5,922,003 A 7/1999 Anctil et al.  
6,017,354 A 1/2000 Culp et al.  
6,117,152 A 9/2000 Huitema  
6,267,594 B1 7/2001 Hugo  
6,695,847 B2 2/2004 Vercellotti et al.  
6,790,211 B1 9/2004 McPherson et al.  
D509,588 S 9/2005 Vercellotti et al.  
D509,899 S 9/2005 Vercellotti et al.  
2004/0102782 A1 5/2004 Vercellotti et al.

(\*\*) Term: **14 Years**  
(21) Appl. No.: **29/243,632**  
(22) Filed: **Nov. 28, 2005**

**FOREIGN PATENT DOCUMENTS**

EP 0 238 667 9/1987  
EP 0 456 470 9/1991  
EP 1110509 12/1999  
WO WO 87/05793 10/1987

(30) **Foreign Application Priority Data**

Jun. 9, 2005 (IT) ..... 000356712

(51) **LOC (8) Cl.** ..... **24-02**  
(52) **U.S. Cl.** ..... **D24/144**  
(58) **Field of Classification Search** ..... D24/144,  
D24/146; 606/53, 79, 169-172, 1, 32, 37,  
606/39, 45, 80, 84, 86  
See application file for complete search history.

*Primary Examiner*—Antoine D. Davis  
*Assistant Examiner*—Christopher Lee  
(74) *Attorney, Agent, or Firm*—Sheridan Ross P.C.

(57) **CLAIM**

The ornamental design for an insert for piezoelectric bone surgery, as shown and described.

**DESCRIPTION**

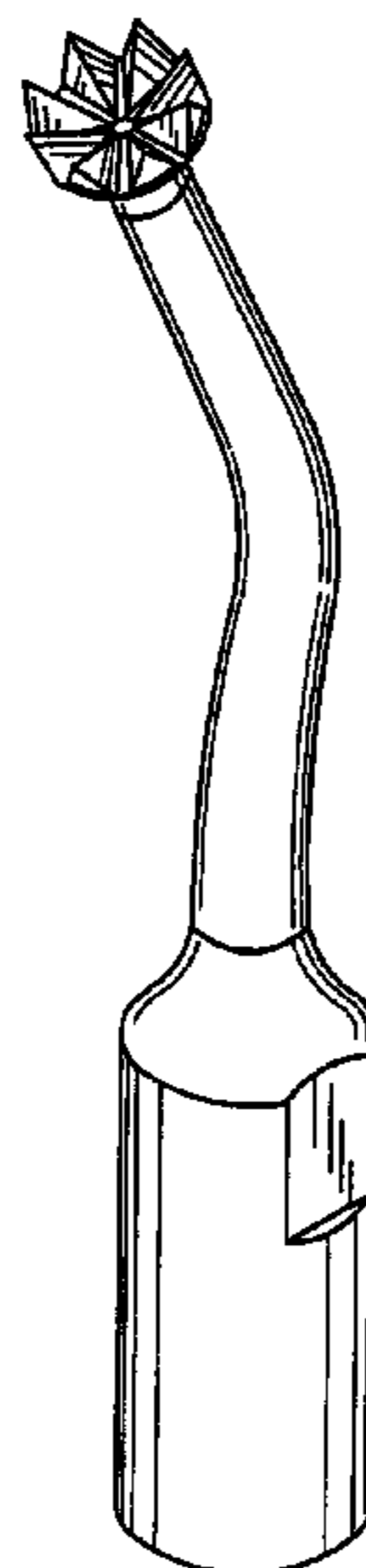
FIG. 1 is a top plan view of an insert for piezoelectric bone surgery;  
FIG. 2 is a bottom plan view of the invention illustrated in FIG. 1;  
FIG. 3 is a left elevation view of the invention illustrated in FIG. 1;  
FIG. 4 is a right elevation view of the invention illustrated in FIG. 1;  
FIG. 5 is a rear elevation view of the invention illustrated in FIG. 1;  
FIG. 6 is a front elevation view of the invention illustrated in FIG. 1; and,  
FIG. 7 is a perspective view of the invention illustrated in FIG. 1.

(56) **References Cited**


**U.S. PATENT DOCUMENTS**

2,984,241 A 5/1961 Carlson  
4,188,952 A 2/1980 Loschilov et al.  
4,248,232 A 2/1981 Engelbrecht et al.  
4,832,683 A 5/1989 Idemoto et al.  
5,026,387 A 6/1991 Thomas  
5,135,528 A 8/1992 Winston  
D344,801 S 3/1994 Hughes et al.  
D346,024 S 4/1994 Hood et al.  
5,318,570 A 6/1994 Hood et al.  
5,643,304 A 7/1997 Schechter et al.  
5,776,092 A 7/1998 Farin et al.  
5,843,109 A 12/1998 Mehta et al.

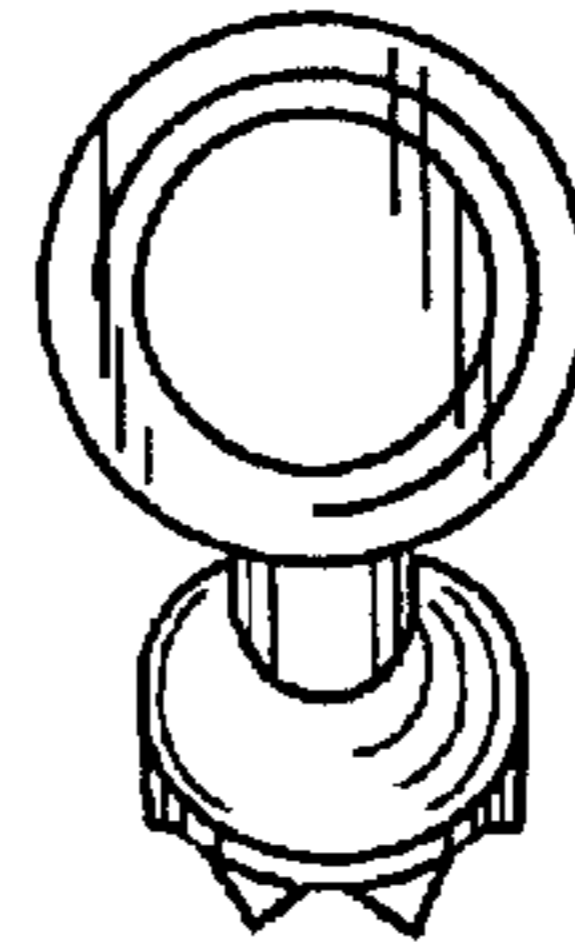
**1 Claim, 2 Drawing Sheets**



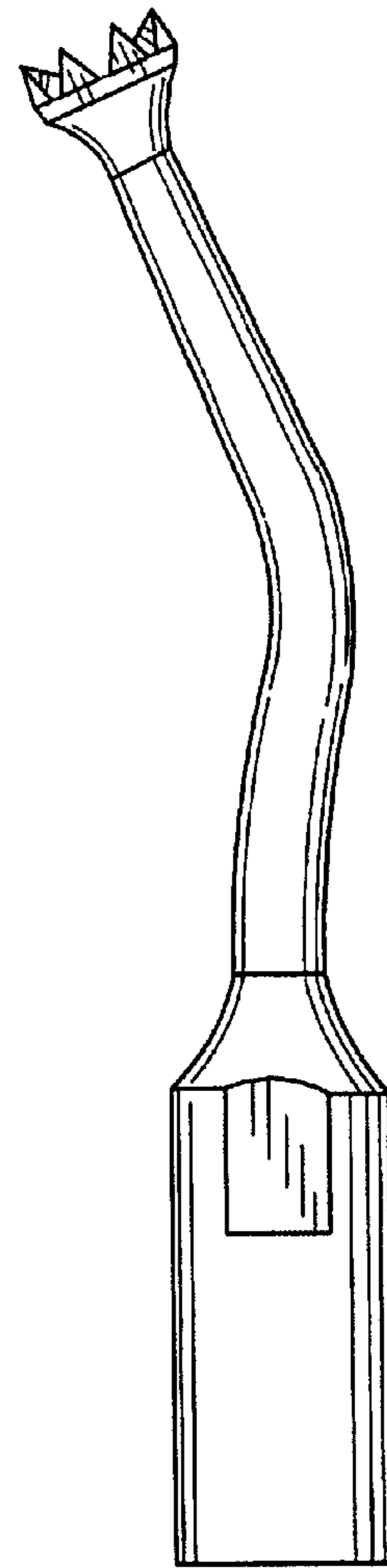
**Fig. 1**



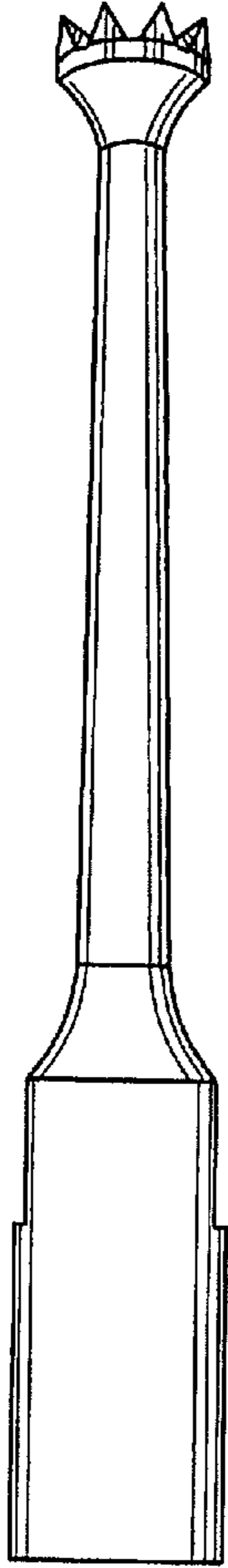
**Fig. 2**



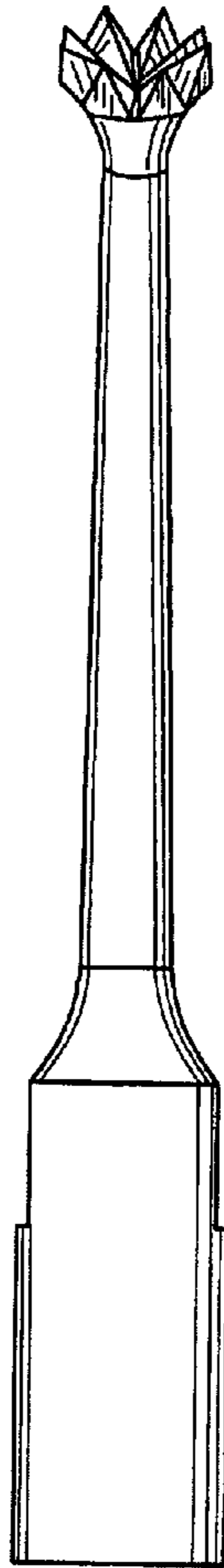
**Fig. 3**



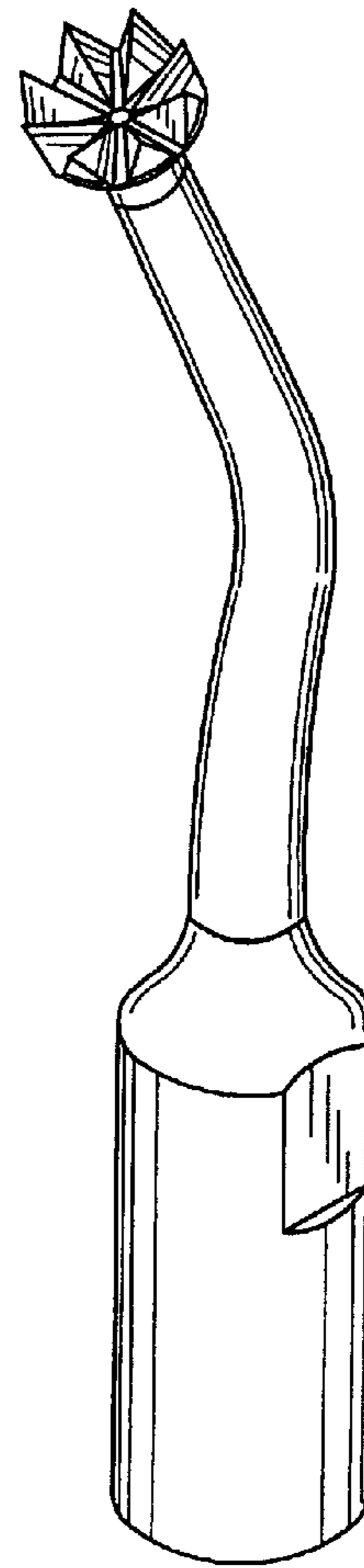
**Fig. 4**



**Fig. 5**



**Fig. 6**



**Fig. 7**