



US00D539897S

(12) **United States Design Patent** (10) **Patent No.:** **US D539,897 S**
Pickett (45) **Date of Patent:** **** Apr. 3, 2007**

(54) **CEILING FAN HOUSING**

(76) Inventor: **Mark Pickett**, 1419 E. Palm St.,
Altadena, CA (US) 91001

(**) Term: **14 Years**

(21) Appl. No.: **29/257,423**

(22) Filed: **Apr. 4, 2006**

(51) **LOC (8) Cl.** **23-04**

(52) **U.S. Cl.** **D23/411**

(58) **Field of Classification Search** D23/411,
D23/377, 379, 385; 416/5; 392/364
See application file for complete search history.

(56) **References Cited**

U.S. PATENT DOCUMENTS

- D399,948 S * 10/1998 Tsuji D23/411
- D400,241 S * 10/1998 Jaspers-Fayer et al. D23/377
- D439,322 S * 3/2001 Lee D23/377

* cited by examiner

Primary Examiner—Lisa Lichtenstein

(74) *Attorney, Agent, or Firm*—Parsons & Goltry; Michael
W. Goltry; Robert A. Parsons


(57) **CLAIM**

The ornamental design for a ceiling fan housing, as shown
and described.

DESCRIPTION

FIG. 1 is a top perspective view of a ceiling fan housing
showing my new design;
FIG. 2 is a bottom perspective view thereof;
FIG. 3 is a front elevational view thereof, the rear elevational
view thereof, the left side elevational view thereof, and the
right side elevational view thereof being substantially the
same thereof;
FIG. 4 is a top plan view thereof; and,
FIG. 5 is a bottom plan view thereof.
The broken line showing of the ceiling fan support rod is
included for the purpose of illustrating environmental struc-
ture and forms no part of the claimed design.

1 Claim, 5 Drawing Sheets






FIGURE 1




FIGURE 2




FIGURE 3

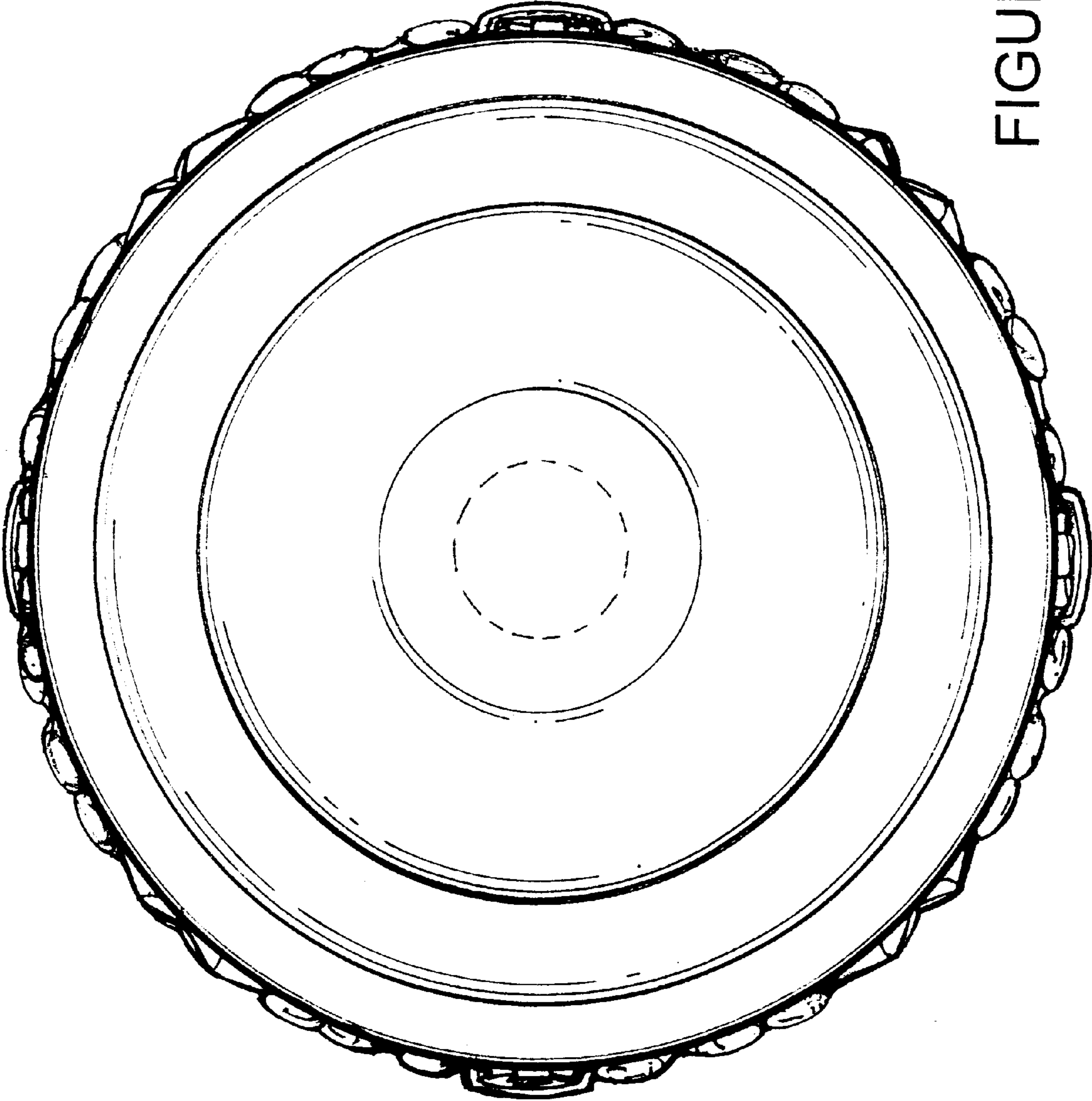


FIGURE 4




FIGURE 5