



US00D539893S

(12) **United States Design Patent**
Badick

(10) **Patent No.:** **US D539,893 S**

(45) **Date of Patent:** **** Apr. 3, 2007**

(54) **EXHAUST STACK**

(75) **Inventor:** **Roger D. Badick**, Red Deer (CA)

(73) **Assignee:** **Anveroda Holdings Corp.**, Red Deer (CA)

(**) **Term:** **14 Years**

(21) **Appl. No.:** **29/208,025**

(22) **Filed:** **Jun. 24, 2004**

(30) **Foreign Application Priority Data**

Dec. 30, 2003 (CA) 105506

(51) **LOC (8) Cl.** **23-04**

(52) **U.S. Cl.** **D23/371**

(58) **Field of Classification Search** D23/371,
D23/372, 381, 393, 370; 126/299 R, 39 N
See application file for complete search history.

(56) **References Cited**

U.S. PATENT DOCUMENTS

- D292,312 S * 10/1987 Van Ee D23/371
- D327,122 S * 6/1992 Holmgren D23/371
- D349,763 S * 8/1994 Cromer D23/371
- D379,501 S * 5/1997 Airoso et al. D23/372
- D487,505 S * 3/2004 Grobleben D23/371
- 2001/0054234 A1 * 12/2001 Asta et al. 126/39 N

* cited by examiner

Primary Examiner—Catherine R. Oliver


(57) **CLAIM**

The ornamental design for an exhaust stack, as shown and described.

DESCRIPTION

FIG. 1 is a perspective view of a first variant of the exhaust stack;
 FIG. 2 is one side view thereof;
 FIG. 3 is the other side view thereof;
 FIG. 4 is a back view thereof;
 FIG. 5 is a front view thereof;
 FIG. 6 is a top view thereof;
 FIG. 7 is a bottom view thereof;
 FIG. 8 is a perspective view of a second variant of the exhaust stack;
 FIG. 9 is a front view thereof;
 FIG. 10 is a back view thereof;
 FIG. 11 is one side view thereof;
 FIG. 12 is the other side view thereof;
 FIG. 13 is a top view thereof;
 FIG. 14 is a bottom view thereof;
 FIG. 15 is a perspective view of a third variant of the exhaust stack;
 FIG. 16 is a front view thereof;
 FIG. 17 is a back view thereof;
 FIG. 18 is one side view thereof;
 FIG. 19 is the other side view thereof;
 FIG. 20 is a top view thereof; and,
 FIG. 21 is a bottom view thereof.

1 Claim, 3 Drawing Sheets






FIG. 1




FIG. 2




FIG. 3



FIG. 4

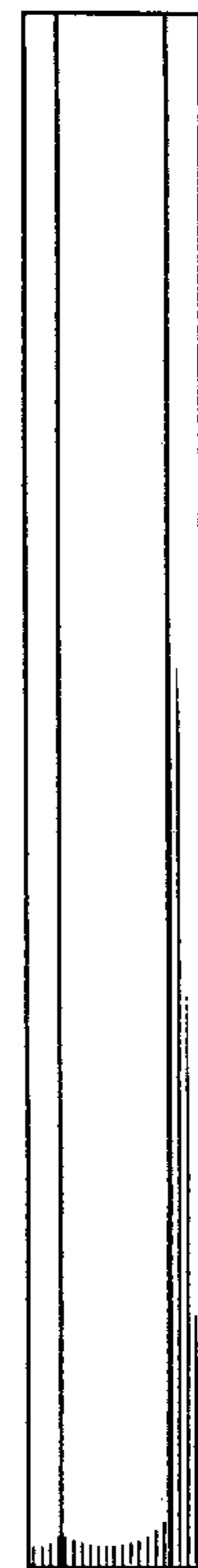


FIG. 5



FIG. 6

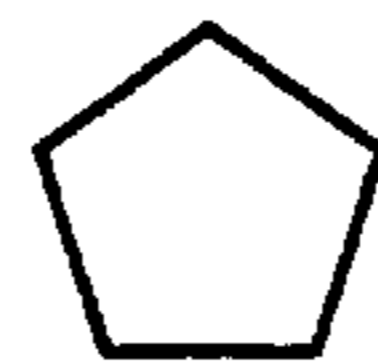


FIG. 7

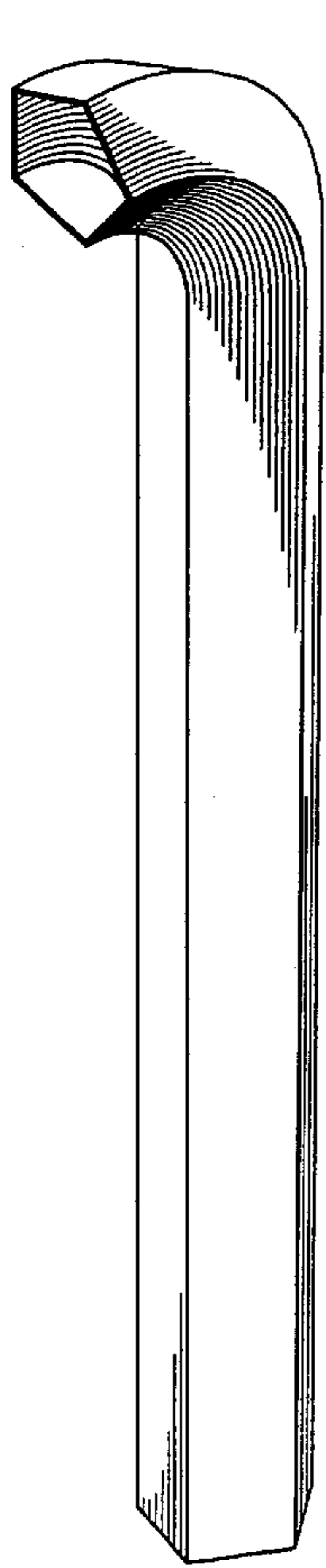


FIG. 8




FIG. 9



FIG. 10




FIG. 11




FIG. 12



FIG. 13



FIG. 14

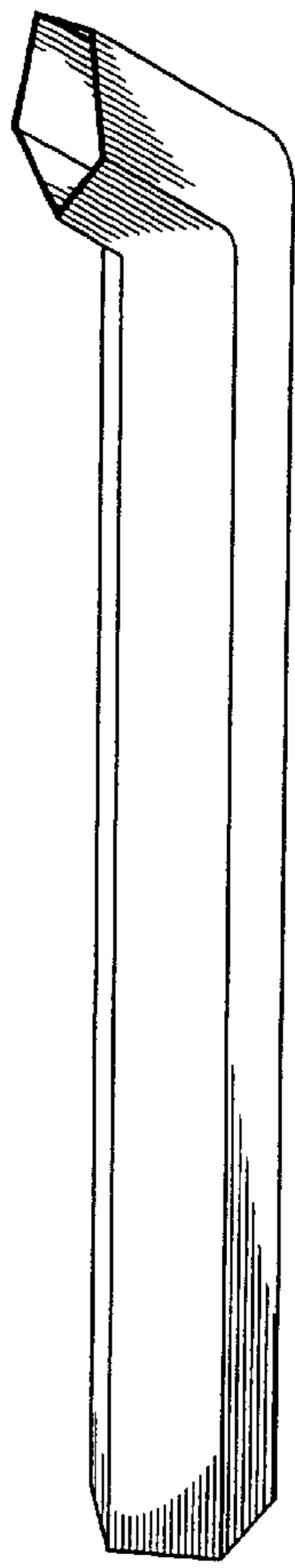


FIG. 15



FIG. 16




FIG. 17

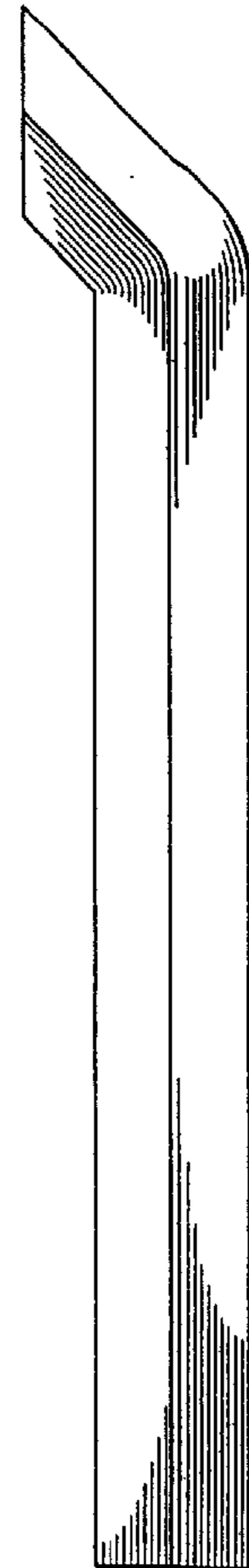


FIG. 18

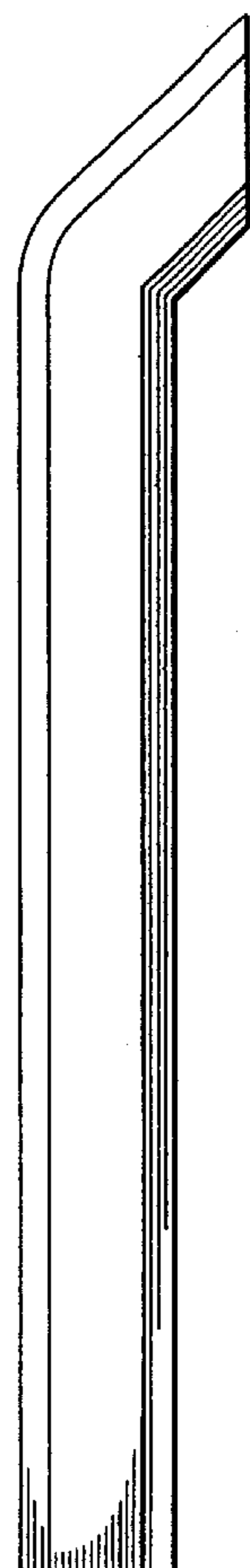


FIG. 19




FIG. 20



FIG. 21