



US00D539889S

(12) **United States Design Patent**  
**Chooji**

(10) **Patent No.:** **US D539,889 S**

(45) **Date of Patent:** **\*\* Apr. 3, 2007**

(54) **AIR CONDITIONER**

(75) Inventor: **Masahiko Chooji**, Kusatsu (JP)

(73) Assignee: **Daikin Industries Ltd.**, Osaka-shi,  
Osaka (JP)

(\*\*) Term: **14 Years**

(21) Appl. No.: **29/264,782**

(22) Filed: **Aug. 18, 2006**

(51) **LOC (8) Cl.** ..... **23-04**

(52) **U.S. Cl.** ..... **D23/351**

(58) **Field of Classification Search** ..... D23/351-354;  
312/236; 62/259.1, 259.4, 262-263, 304;  
454/330-331, 349-350

See application file for complete search history.

(56) **References Cited**

**U.S. PATENT DOCUMENTS**

D368,305 S	*	3/1996	Shigenari et al. ....	D23/351
D417,910 S	*	12/1999	Nonaka .....	D23/351
D420,116 S	*	2/2000	Kobayashi .....	D23/351
D426,626 S	*	6/2000	Nonaka .....	D23/351
D439,317 S	*	3/2001	Kobayashi .....	D23/351
D446,292 S	*	8/2001	Asakura et al. ....	D23/351
D448,073 S	*	9/2001	Wakasa .....	D23/351

D449,095 S	*	10/2001	Yanagida et al. ....	D23/351
D450,823 S	*	11/2001	Kobayashi .....	D23/351
D451,586 S	*	12/2001	Oya et al. ....	D23/351
D454,188 S	*	3/2002	Nonaka .....	D23/351
D465,016 S	*	10/2002	Nanjo et al. ....	D23/351
D487,142 S	*	2/2004	Yoo .....	D23/351

\* cited by examiner

*Primary Examiner*—Brian N Vinson

(74) *Attorney, Agent, or Firm*—Manabu Kanesaka

(57) **CLAIM**

The ornamental design for an air conditioner, as shown and described.

**DESCRIPTION**

FIG. 1 is a perspective view of an air conditioner showing my new design;

FIG. 2 is a plan view thereof;

FIG. 3 is a front view thereof;

FIG. 4 is a bottom view thereof;

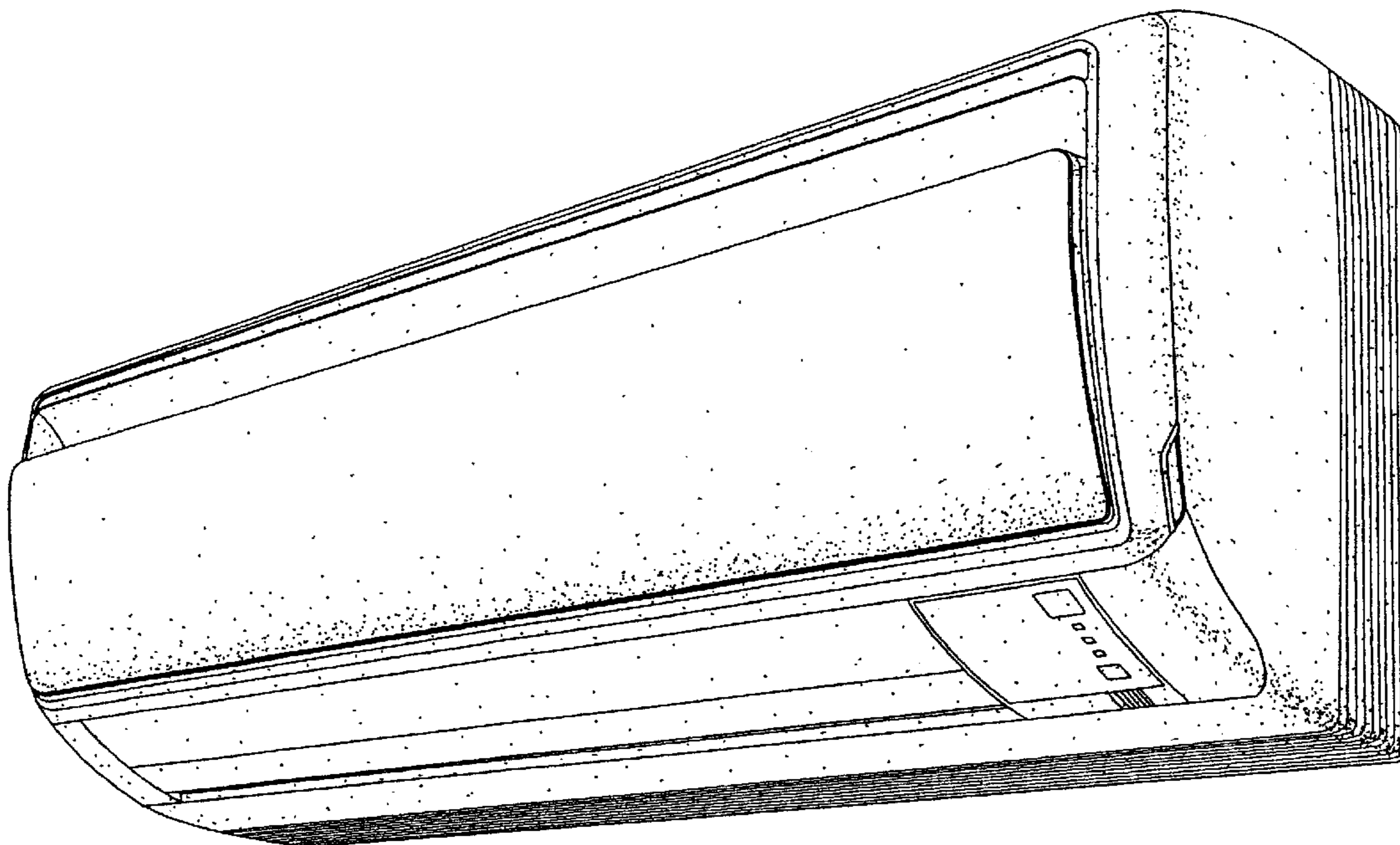
FIG. 5 is a left side view thereof;

FIG. 6 is a right side view thereof;

FIG. 7 is a rear view thereof; and,

FIG. 8 is an enlarged sectional view thereof taken along line 8—8 in FIG. 3.

**1 Claim, 4 Drawing Sheets**



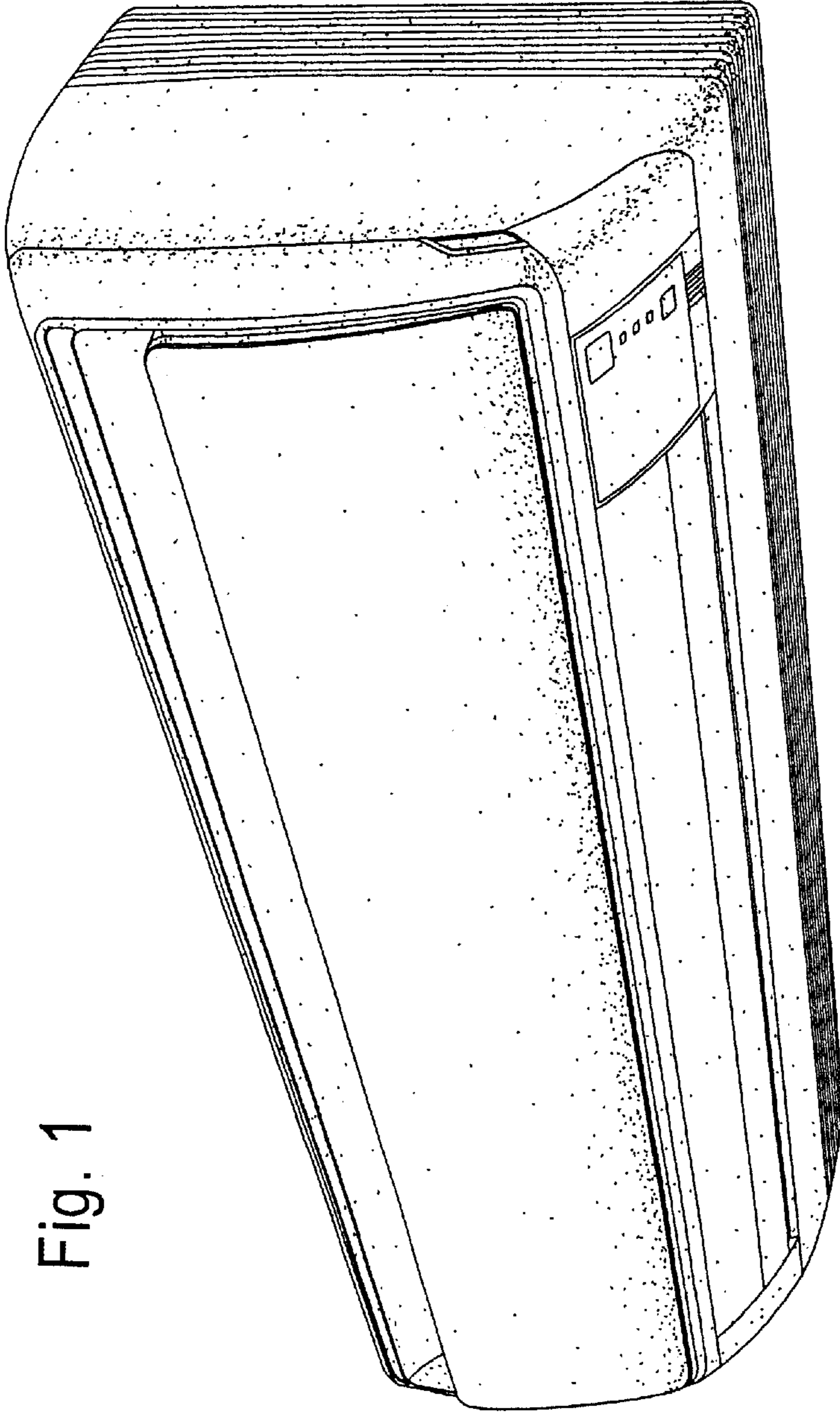


Fig. 1




Fig. 2

8 ↙

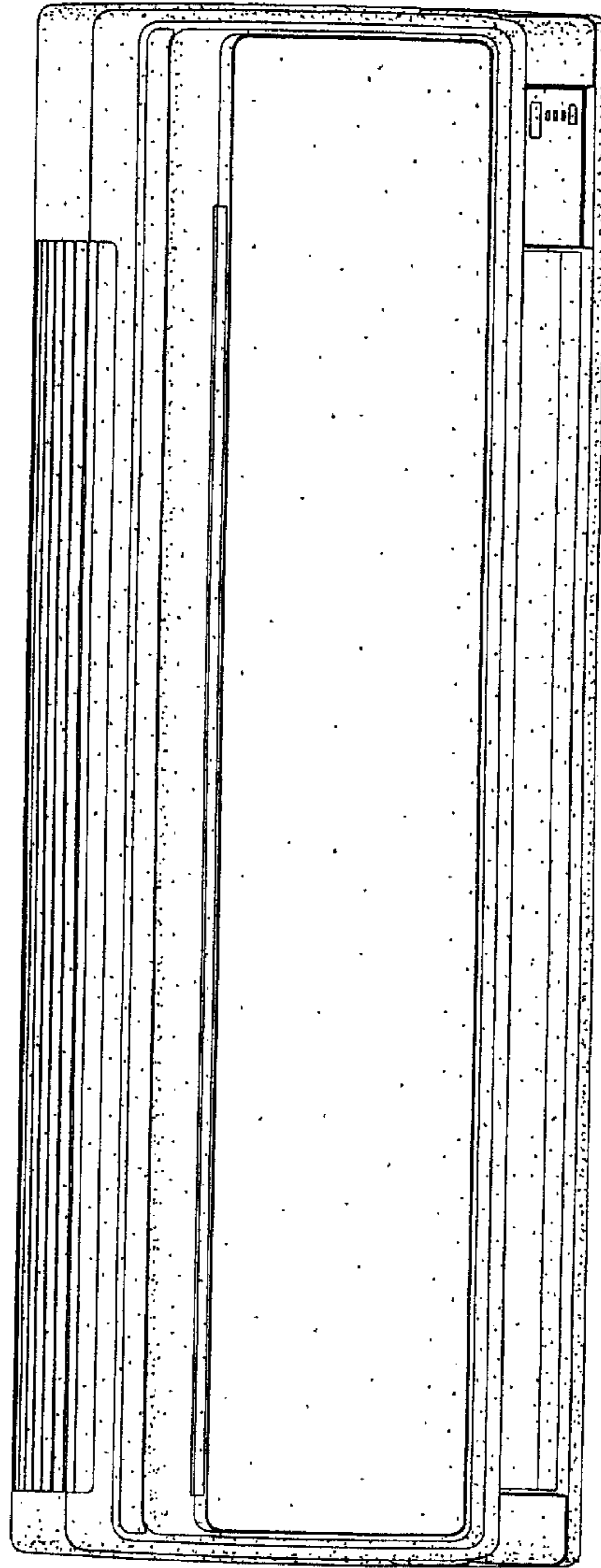


Fig. 3

8 ↙




Fig. 4

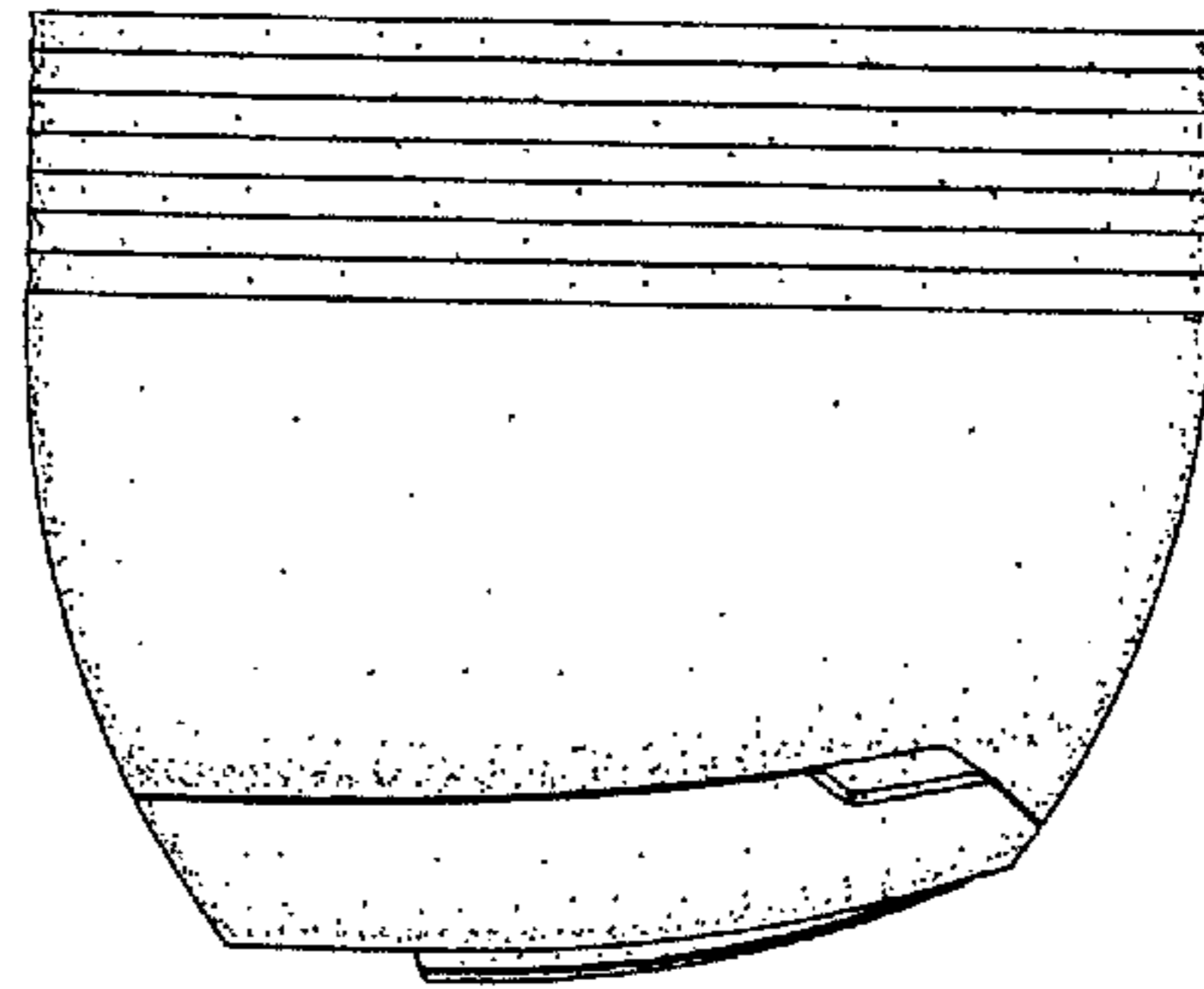


Fig. 6

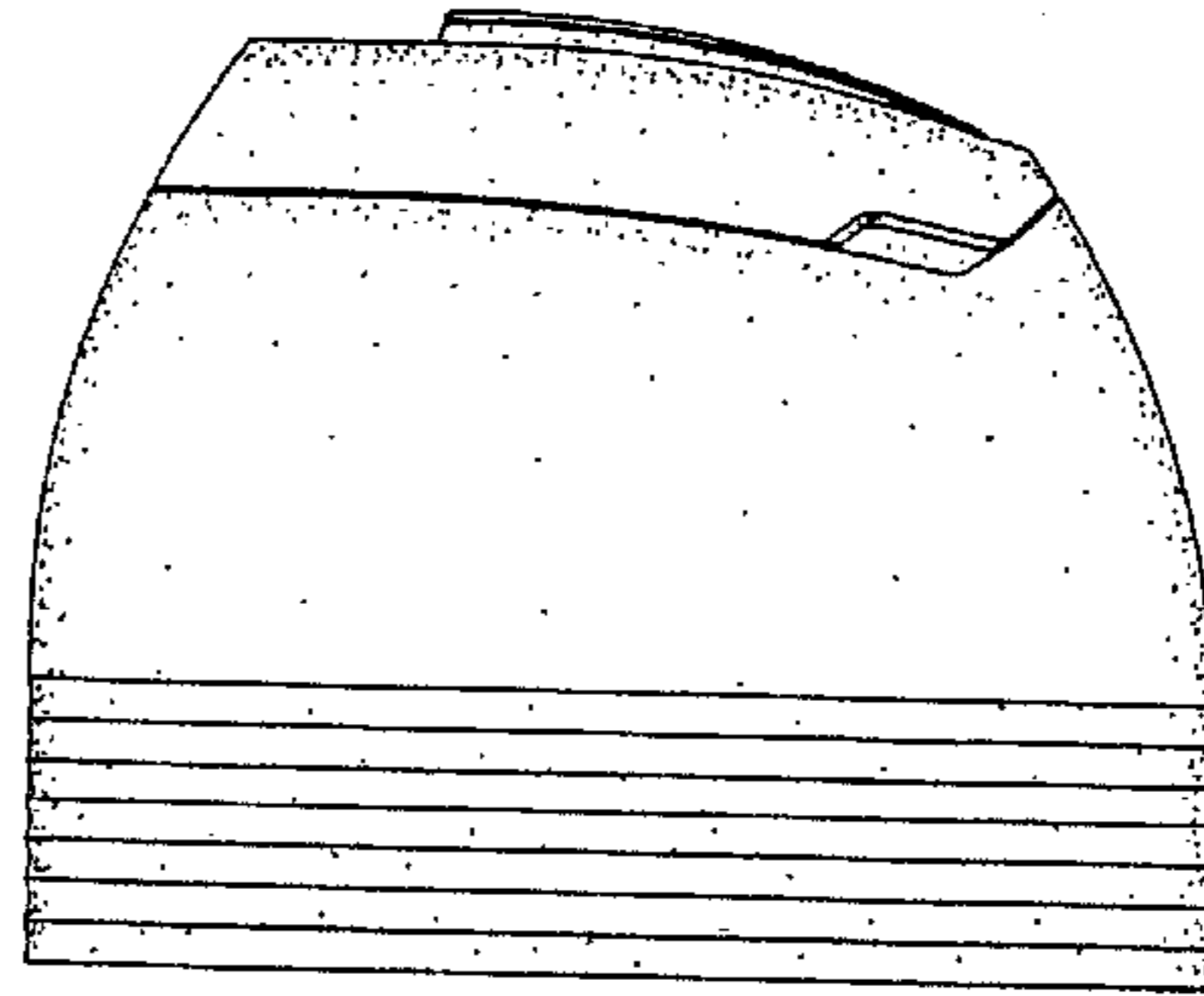


Fig. 5




Fig. 7

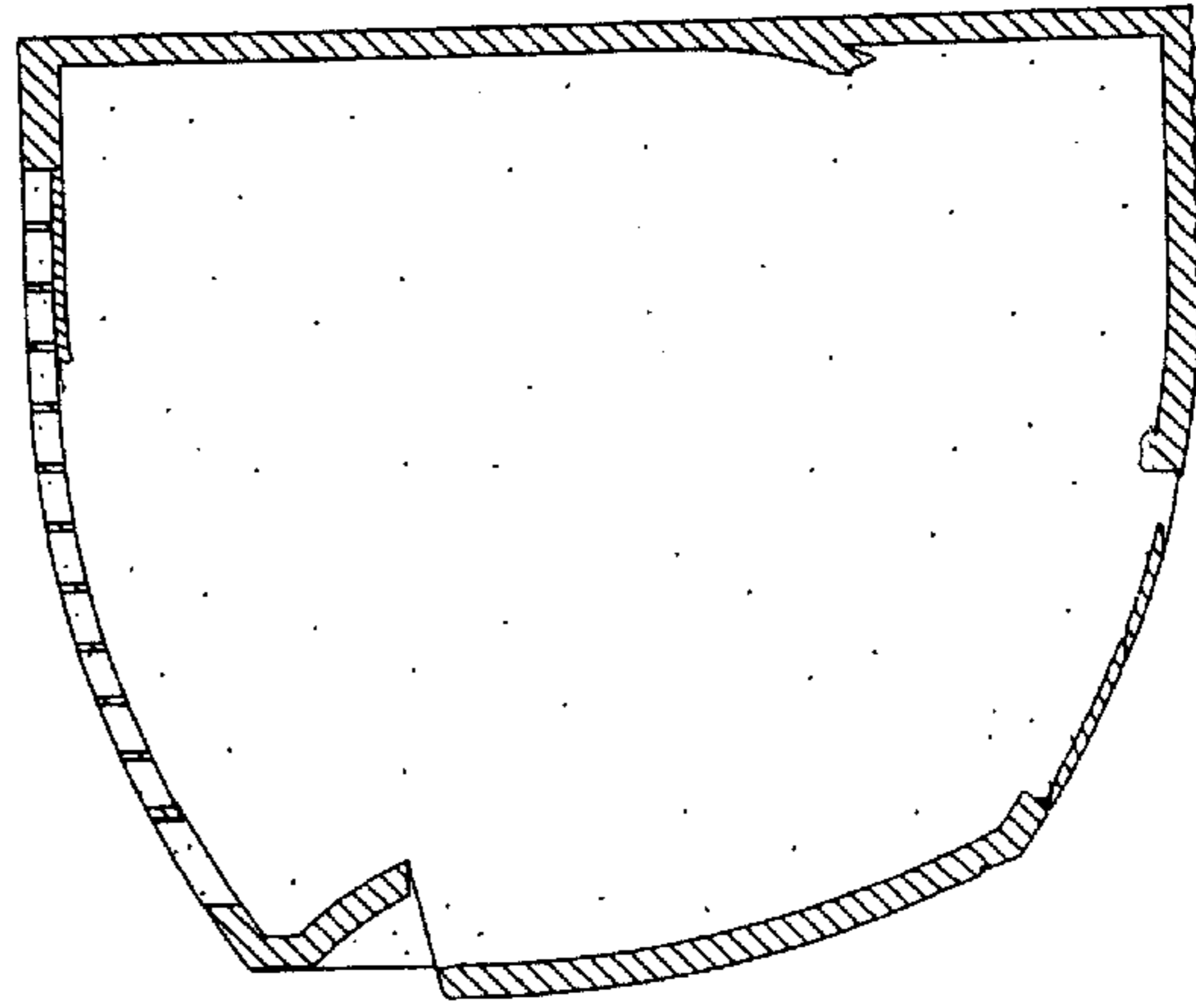


Fig. 8