



US00D539885S

(12) **United States Design Patent**
Shimizu

(10) **Patent No.:** **US D539,885 S**

(45) **Date of Patent:** **** Apr. 3, 2007**

(54) **AIR CONDITIONER**

(75) Inventor: **Hisashi Shimizu**, Kusatsu (JP)

(73) Assignee: **Daikin Industries Ltd.**, Osaka (JP)

(**) Term: **14 Years**

(21) Appl. No.: **29/261,884**

(22) Filed: **Jun. 22, 2006**

(51) **LOC (8) Cl.** **23-04**

(52) **U.S. Cl.** **D23/351**

(58) **Field of Classification Search** D23/351-354;
312/236; 62/259.1, 259.4, 262-263, 304;
454/330-331, 349-350

See application file for complete search history.

(56) **References Cited**

U.S. PATENT DOCUMENTS

D368,305 S	*	3/1996	Shigenari et al.	D23/351
D417,910 S	*	12/1999	Nonaka	D23/351
D420,116 S	*	2/2000	Kobayashi	D23/351
D426,626 S	*	6/2000	Nonaka	D23/351
D439,317 S	*	3/2001	Kobayashi	D23/351
D446,292 S	*	8/2001	Asakura et al.	D23/351

D448,073 S	*	9/2001	Wakasa	D23/351
D449,095 S	*	10/2001	Yanagida et al.	D23/351
D450,823 S	*	11/2001	Kobayashi	D23/351
D451,586 S	*	12/2001	Oya et al.	D23/351
D454,188 S	*	3/2002	Nonaka	D23/351
D465,016 S	*	10/2002	Nanjo et al.	D23/351
D487,142 S	*	2/2004	Yoo	D23/351

* cited by examiner

Primary Examiner—Brian N Vinson

(74) *Attorney, Agent, or Firm*—Manabu Kanesaka

(57) **CLAIM**

The ornamental design for an air conditioner, as shown and described.

DESCRIPTION

FIG. 1 is a plan view of an air conditioner showing my new design;

FIG. 2 is a front view thereof;

FIG. 3 is a bottom view thereof;

FIG. 4 is a right side view thereof, a left side view being symmetrical to the right side view;

FIG. 5 is a rear view thereof; and,

FIG. 6 is a perspective view thereof.

1 Claim, 2 Drawing Sheets




Fig. 1




Fig. 2

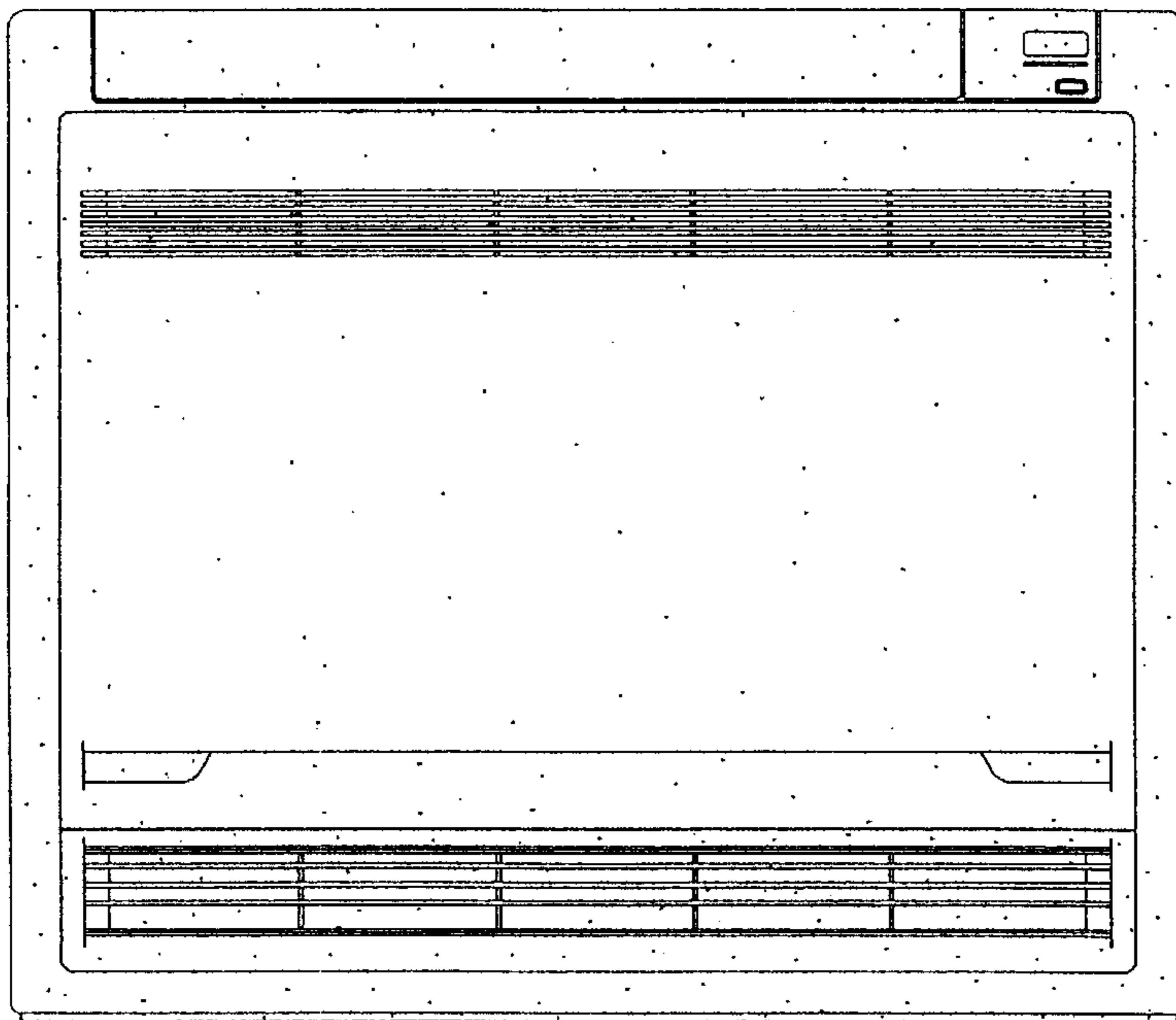


Fig. 4

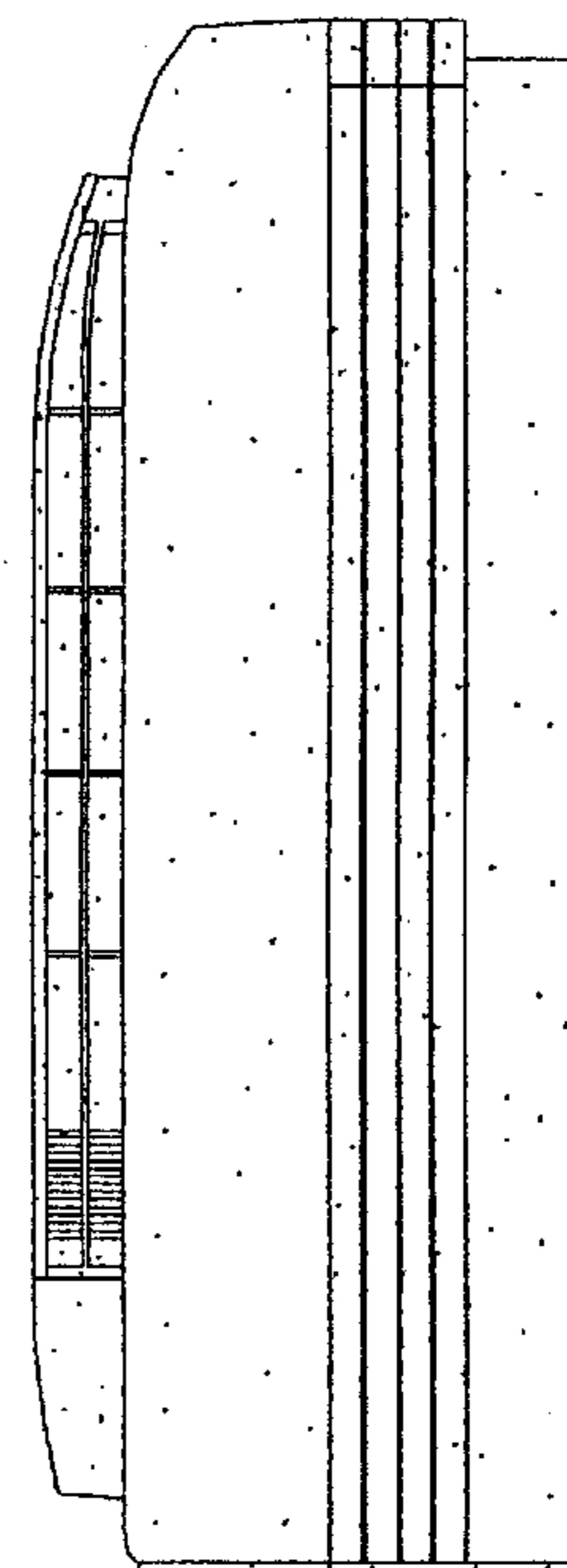


Fig. 3




Fig. 5




Fig. 6

