



US00D539883S

(12) **United States Design Patent**  
**Lee et al.**

(10) **Patent No.:** **US D539,883 S**

(45) **Date of Patent:** **\*\* Apr. 3, 2007**

(54) **AIR CONDITIONER**

(75) Inventors: **Jae Hyun Lee**, Seoul (KR); **Hyung Jun Kim**, Uijungbu-si (KR); **Zin Woo Park**, Seoul (KR); **Jee Su Hong**, Seoul (KR); **Young Seok Lee**, Seoul (KR)

(73) Assignee: **Samsung Electronics Co., Ltd.** (KR)

(\*\*) Term: **14 Years**

(21) Appl. No.: **29/255,730**

(22) Filed: **Mar. 9, 2006**

(51) **LOC (8) Cl.** ..... **23-04**

(52) **U.S. Cl.** ..... **D23/351**

(58) **Field of Classification Search** ..... D23/351-354;  
312/236; 62/259.1, 259.4, 262-263, 304;  
454/330-331, 349-350

See application file for complete search history.

(56) **References Cited**

**U.S. PATENT DOCUMENTS**

4,733,543 A \* 3/1988 Blair ..... 312/236  
D321,248 S \* 10/1991 Wilgus et al. .... D23/351  
D322,848 S \* 12/1991 Wilgus et al. .... D23/351  
D417,724 S \* 12/1999 Okamoto et al. .... D23/351

D448,838 S \* 10/2001 Galeazzi et al. .... D23/354  
D469,525 S \* 1/2003 Giugiaro ..... D23/328  
D529,593 S \* 10/2006 Mishiro et al. .... D23/351

\* cited by examiner

*Primary Examiner*—Brian N Vinson

(74) *Attorney, Agent, or Firm*—Irving Keschner

(57) **CLAIM**

The ornamental design for air conditioner, as shown.

**DESCRIPTION**

FIG. 1 is a perspective view of the ornamental design of the present invention;

FIG. 2 is a front elevational view of the ornamental design of the present invention;

FIG. 3 is a rear elevational view of the ornamental design of the present invention;

FIG. 4 is a left side elevational view of the ornamental design of the present invention;

FIG. 5 is a right side elevational view of the ornamental design of the present invention;

FIG. 6 is a top plan view of the ornamental design of the present invention; and,

FIG. 7 is a bottom view of the ornamental design of the present invention.

**1 Claim, 3 Drawing Sheets**

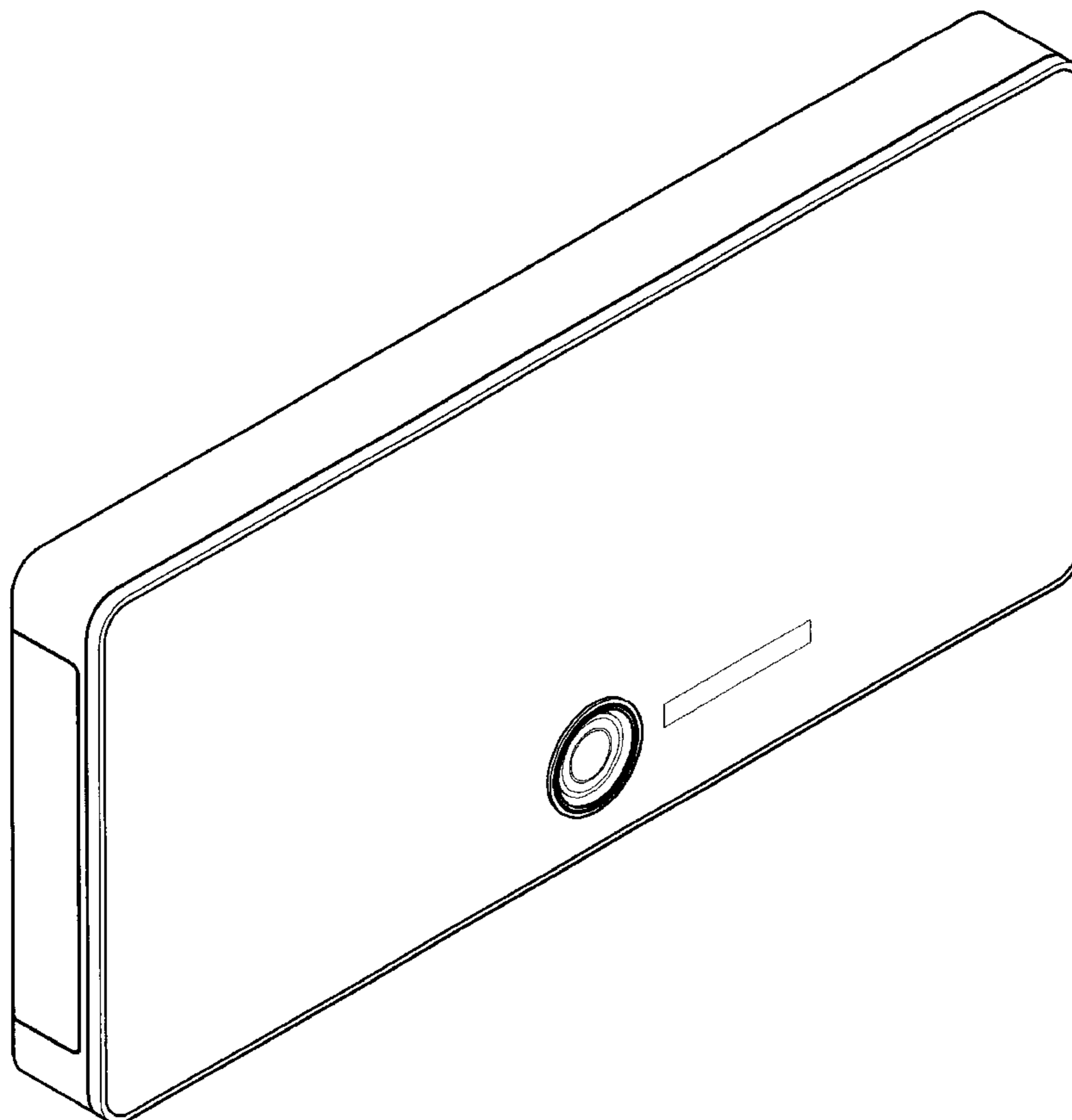


Fig. 1

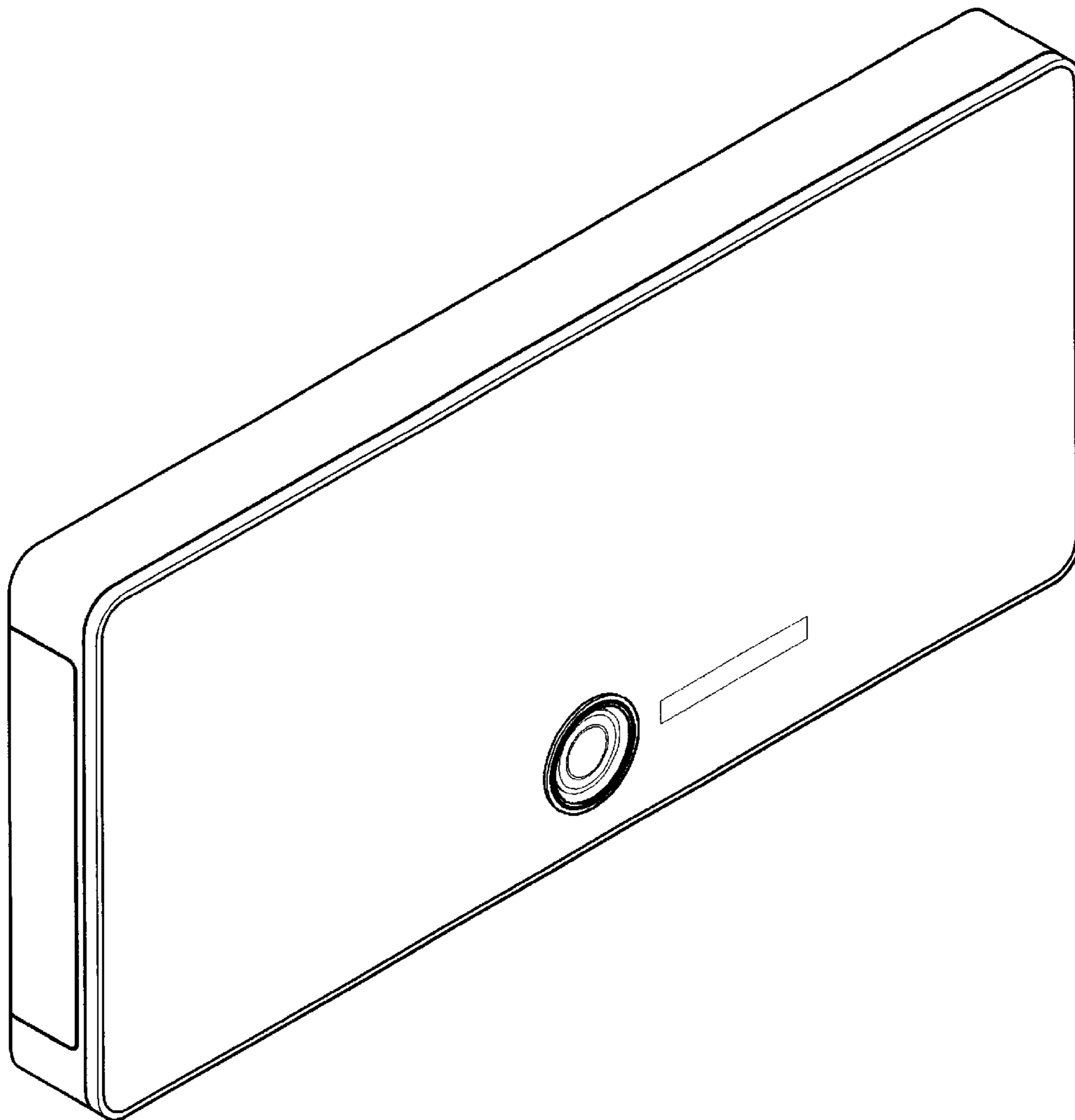


Fig. 2

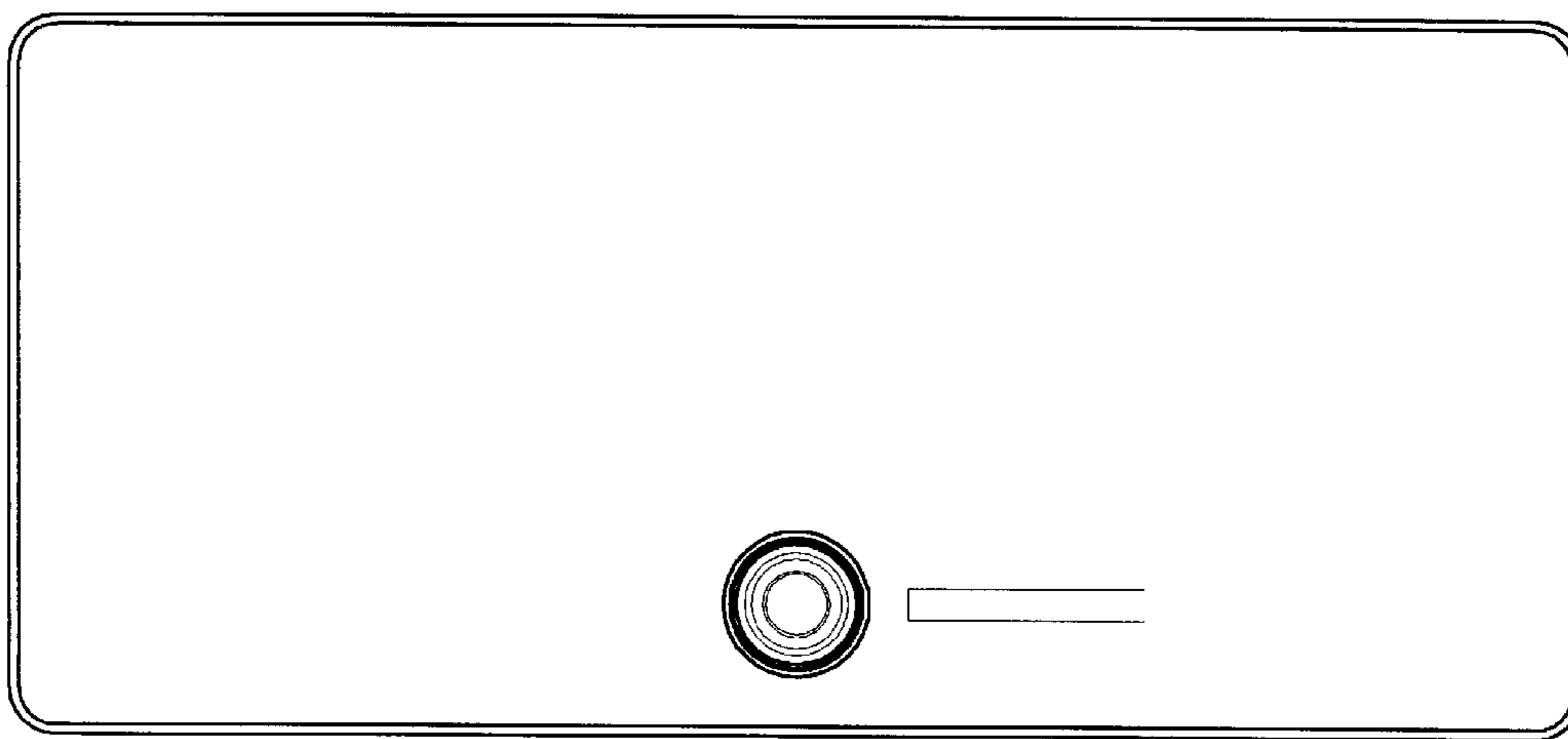


Fig. 3




Fig. 4

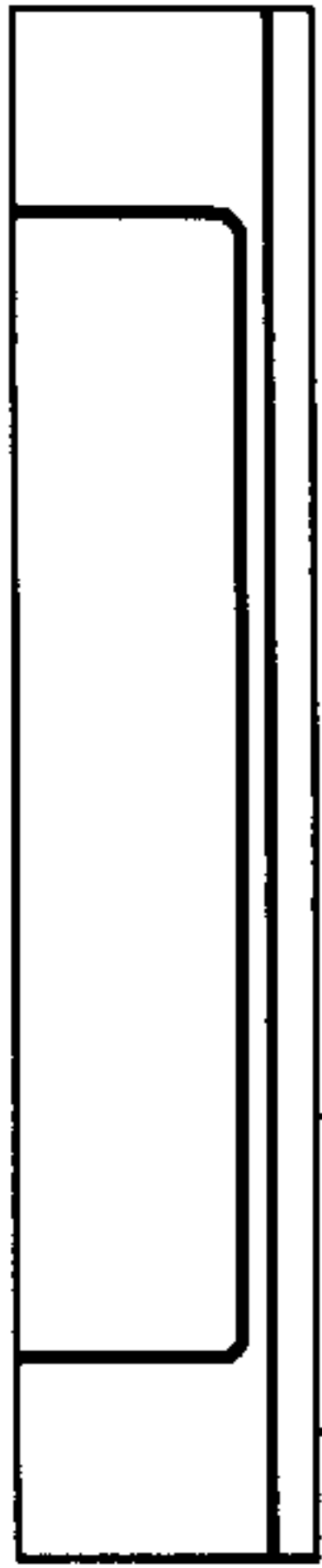


Fig. 5




Fig. 6



Fig. 7

