



US00D539870S

(12) **United States Design Patent**  
**Lammel et al.**

(10) **Patent No.:** **US D539,870 S**

(45) **Date of Patent:** **\*\* Apr. 3, 2007**

(54) **FAUCET**

(75) Inventors: **Michael Lammel**, Aachen (DE);  
**Michael Zeisel**, Aachen (DE)

(73) Assignee: **KWC AG**, Unterkulm (CH)

(\*\*) Term: **14 Years**

(21) Appl. No.: **29/234,422**

(22) Filed: **Jul. 19, 2005**

(30) **Foreign Application Priority Data**

Jan. 19, 2005 (CH) ..... 131.392

(51) **LOC (8) Cl.** ..... **23-01**

(52) **U.S. Cl.** ..... **D23/238**

(58) **Field of Classification Search** ..... D26/34;  
D23/238-257; 4/675-678; 137/801  
See application file for complete search history.

(56) **References Cited**

**U.S. PATENT DOCUMENTS**

D468,397 S \* 1/2003 Czerwinski, Jr. .... D23/238

D487,798 S \* 3/2004 Bayer ..... D23/238  
D513,788 S \* 1/2006 Lindholm ..... D23/238  
D514,665 S \* 2/2006 Lindholm ..... D23/238

\* cited by examiner

*Primary Examiner*—Louis S. Zarfes

*Assistant Examiner*—Gregory Andoll

(74) *Attorney, Agent, or Firm*—Oblon, Spivak, McClelland,  
Maier & Neustadt, P.C.

(57) **CLAIM**

The ornamental design for faucet, as shown and described.

**DESCRIPTION**

FIG. 1 is a top, front and right side perspective view of a faucet showing our new design;

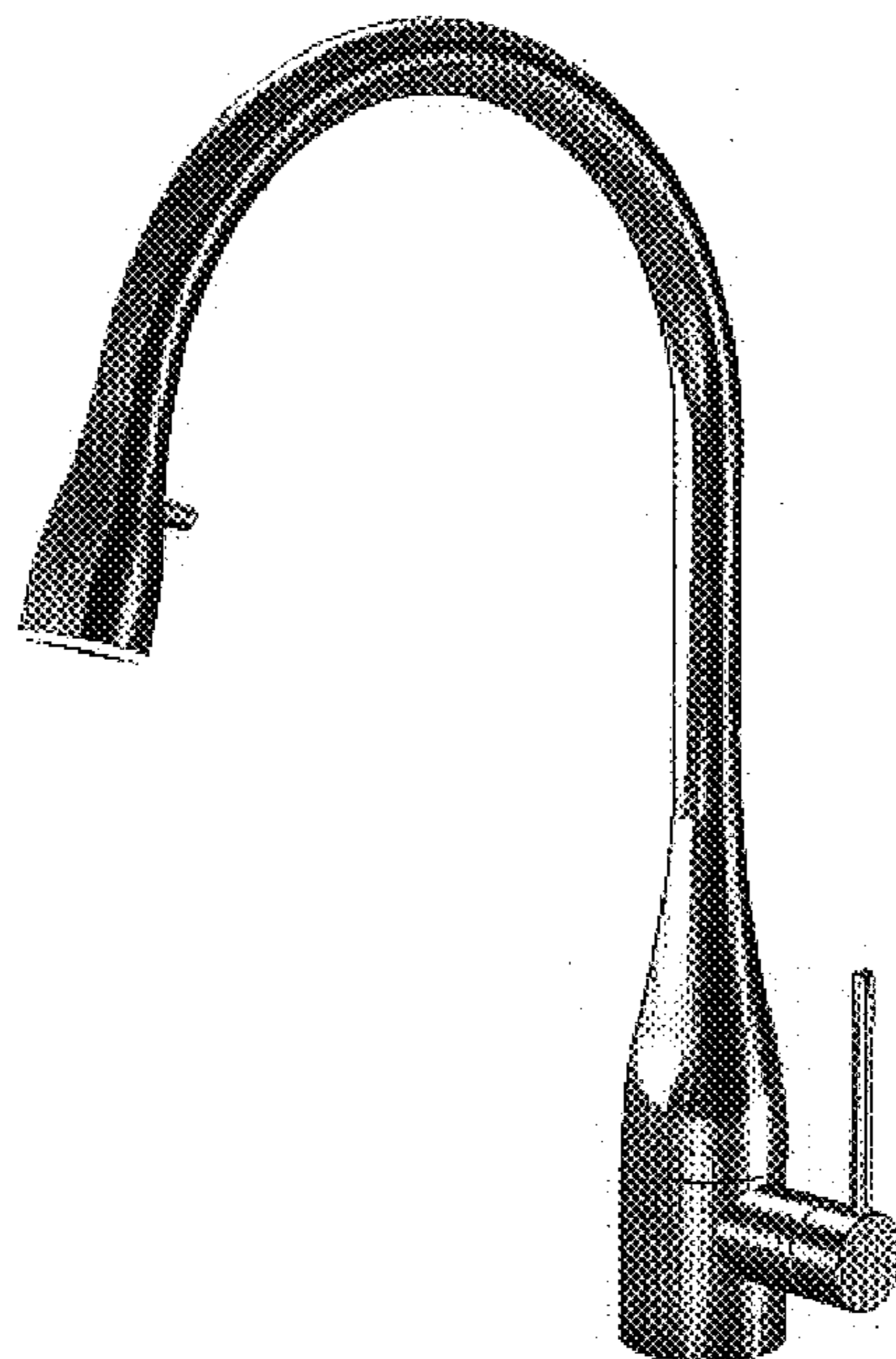
FIG. 2 is a top, rear and left side perspective view thereof;

FIG. 3 is a right side elevational view thereof;

FIG. 4 is a top plan view thereof; and,

FIG. 5 is an enlarged view of the spout thereof when illuminated.

**1 Claim, 5 Drawing Sheets**



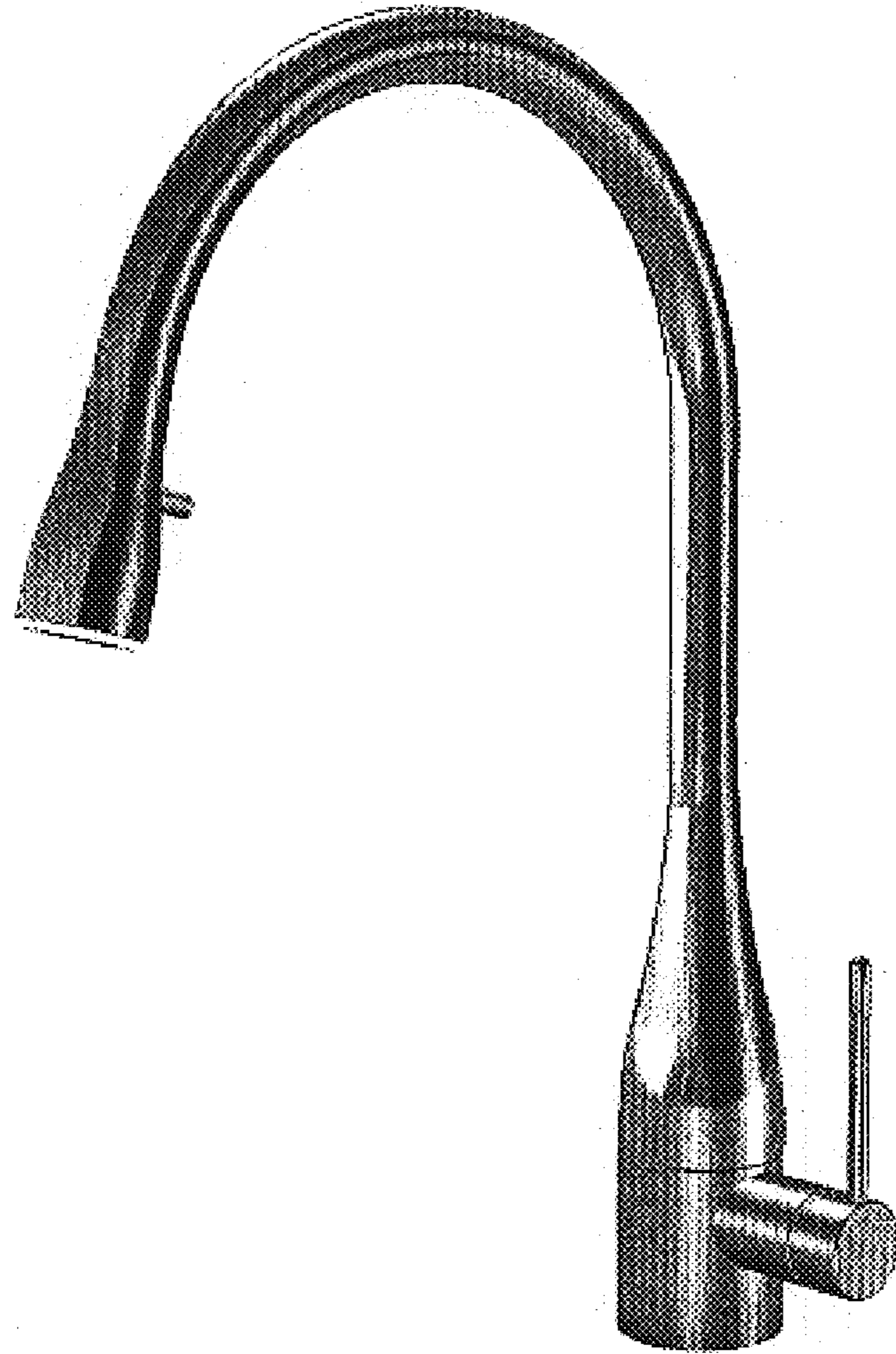


FIG. 1

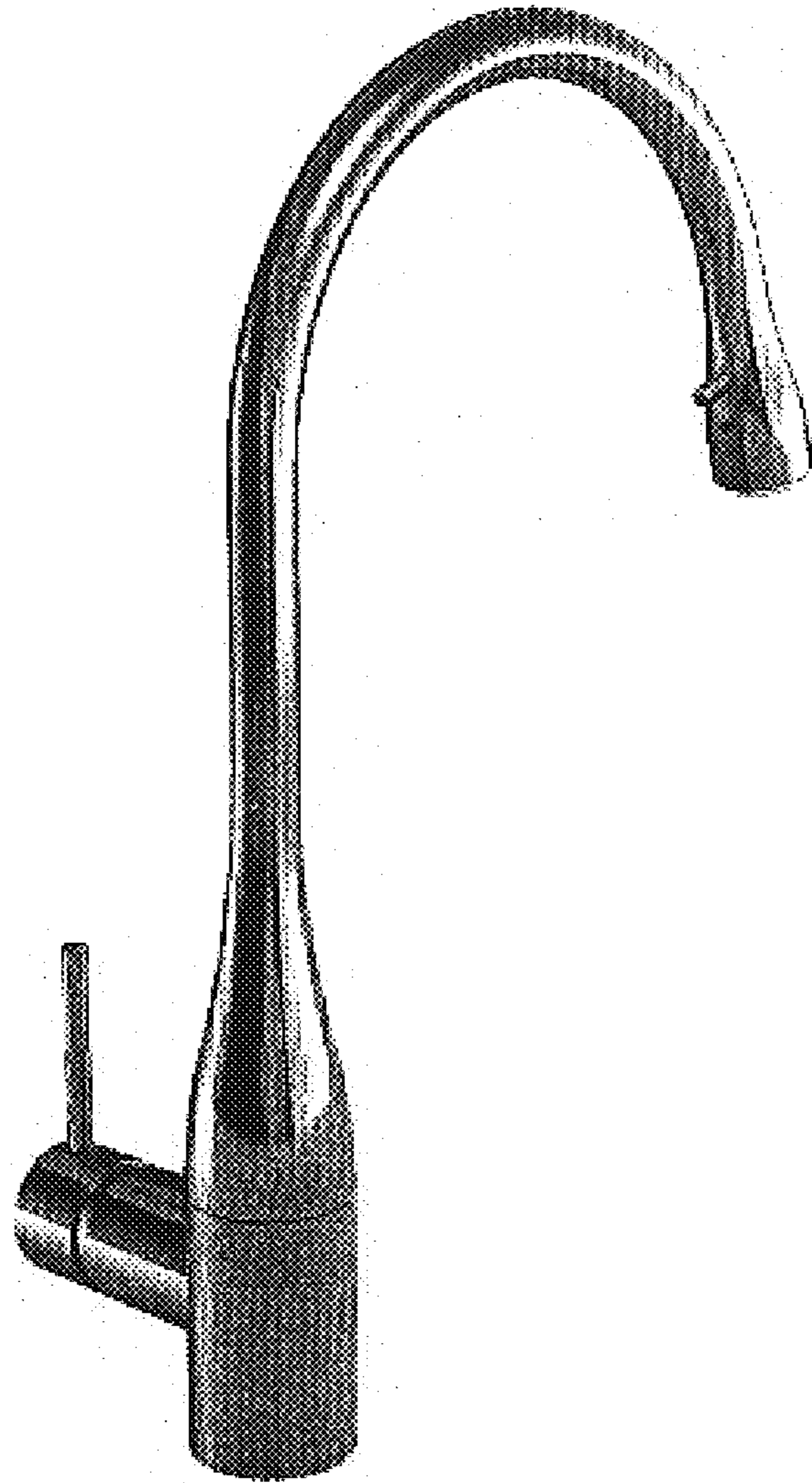


FIG. 2

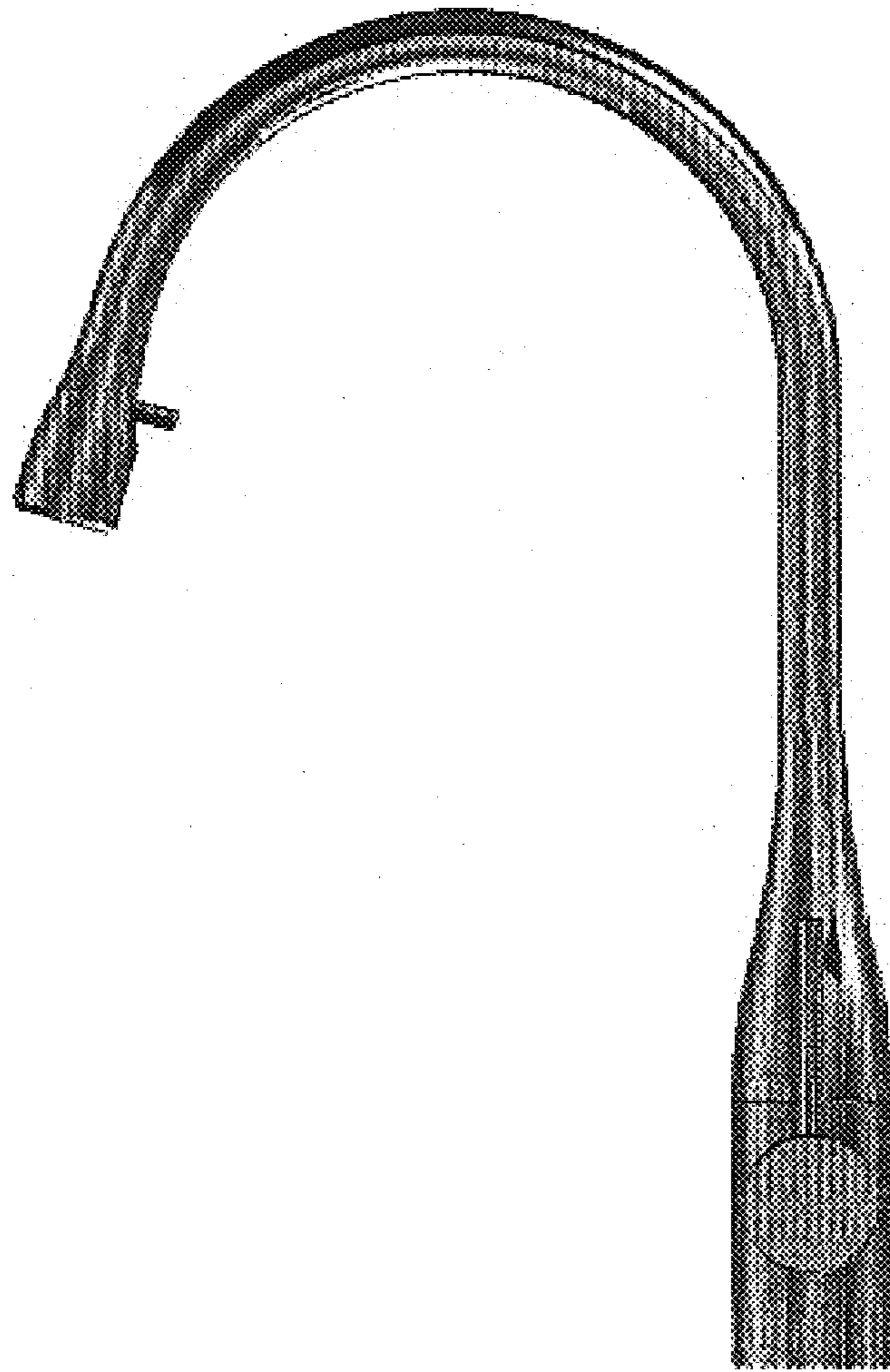


FIG. 3





FIG. 4



**FIG. 5**