



US00D539855S

(12) **United States Design Patent**  
**Ban**

(10) **Patent No.:** **US D539,855 S**

(45) **Date of Patent:** **\*\* Apr. 3, 2007**

(54) **TOY**  
(75) **Inventor:** **Yinh Jheow Ban**, 39 Ean Kiam Place,  
Singapore, 429 124 (SG)

(73) **Assignee:** **Yinh Jheow Ban** (SG)

(\*\*) **Term:** **14 Years**

(21) **Appl. No.:** **29/230,414**

(22) **Filed:** **May 20, 2005**

(51) **LOC (8) Cl.** ..... **21-01**

(52) **U.S. Cl.** ..... **D21/386; D21/707**

(58) **Field of Classification Search** ..... D21/386,  
D21/390, 398, 405, 406, 436, 437, 439, 440,  
D21/441, 680-684, 707, 712, 714, 803, 804,  
D21/809; D30/160; D3/207, 208, 209-211;  
D1/126-128, 199; D6/595-597, 601, 604,  
D6/605, 610, 611; D24/124-126, 136, 188,  
D24/189-192, 193-196, 206, 207; D28/4-8.2,  
D28/35, 37, 39-42; 446/14, 34, 153, 183,  
446/184, 213, 219-227, 267, 397, 419, 421,  
446/486, 487, 490; 119/707-711; 606/235;  
473/569-571, 574, 588, 590, 592, 595-596;  
273/317, 317.1, 317.5, 340, 340.1, 108, 108.1,  
273/108.4, 108.5, 277, 288, 440, 441  
See application file for complete search history.

(56) **References Cited**

**U.S. PATENT DOCUMENTS**

D122,456 S \* 9/1940 Bradford ..... D24/206

D244,305 S \* 5/1977 Lombardi, Jr. .... D21/707  
4,040,619 A \* 8/1977 Landi ..... 482/49  
D270,664 S \* 9/1983 Greenberg et al. .... D24/194  
D288,851 S \* 3/1987 Molee et al. .... D24/125  
4,722,532 A \* 2/1988 Harris ..... 473/590  
4,846,757 A \* 7/1989 McMurray ..... 446/486  
D314,116 S \* 1/1991 Reed ..... D6/601  
5,303,723 A \* 4/1994 Schach ..... 132/246  
D409,699 S \* 5/1999 Ochs ..... D21/707  
D496,773 S \* 10/2004 Tepper et al. .... D1/199

\* cited by examiner

*Primary Examiner*—Catherine Tuttle

(74) *Attorney, Agent, or Firm*—Jon P. Christensen; Welsh &  
Katz, Ltd.

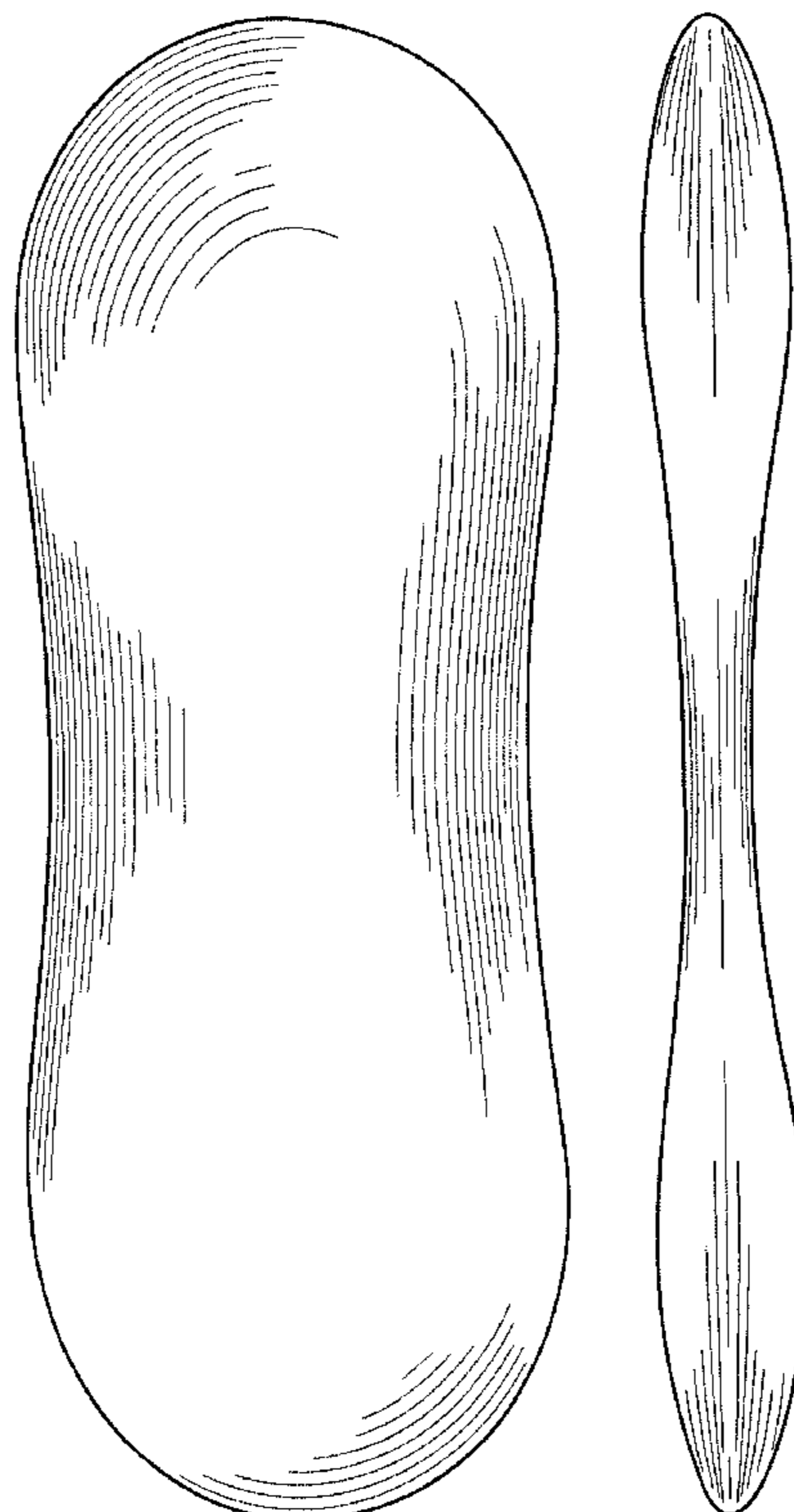
(57) **CLAIM**

I claim the ornamental design for a toy, as shown and  
described.

**DESCRIPTION**

FIG. 1; front elevational view of the toy design;  
FIG. 2 is a left side elevational view thereof, the right side  
view being the same;  
FIG. 3 is a top elevational view thereof, the bottom plan  
view being the same; and,  
FIG. 4 is a front perspective view thereof.

**1 Claim, 2 Drawing Sheets**



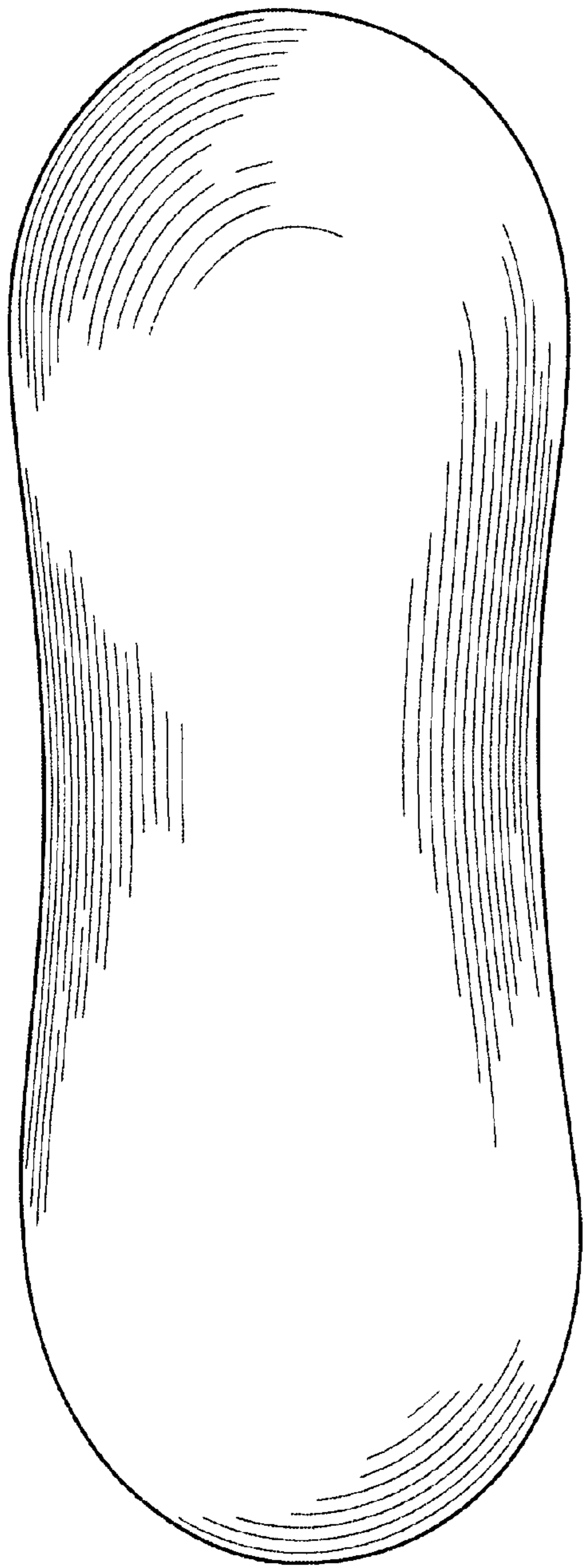


FIG. 1

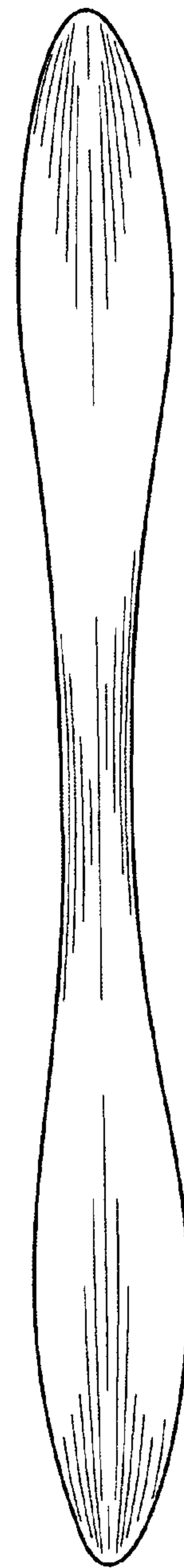



FIG. 2



FIG. 3



**FIG. 4**