



US00D539844S

(12) **United States Design Patent**
Kiple et al.

(10) **Patent No.:** **US D539,844 S**

(45) **Date of Patent:** **** Apr. 3, 2007**

(54) **PEN AND HIGHLIGHTER**

D508,082 S * 8/2005 Bain et al. D19/51
D511,545 S * 11/2005 Chiaruttini D19/51

(75) Inventors: **Jean Kiple**, Lake Villa, IL (US);
Clifford Krapfl, Chicago, IL (US)

* cited by examiner

(73) Assignee: **Sanford, L.P.**, Freeport, IL (US)

Primary Examiner—Elizabeth A. Albert

(**) Term: **14 Years**

(74) *Attorney, Agent, or Firm*—Marshall, Gerstein & Borun
LLP

(21) Appl. No.: **29/236,680**

(57) **CLAIM**

(22) Filed: **Aug. 19, 2005**

The ornamental design for a pen and highlighter, as shown
and described.

(51) **LOC (8) Cl.** **19-06**

(52) **U.S. Cl.** **D19/43**

(58) **Field of Classification Search** D19/35,
D19/36, 41–51, 54–57; 24/11 R, 11 F, 11 P;
401/52, 99, 100, 104, 105, 106, 107, 108,
401/109, 192, 195, 243–247

See application file for complete search history.

DESCRIPTION

FIG. 1 is a perspective view showing our design for a pen
and highlighter;

FIG. 2 is a left side view of the pen and highlighter of FIG.
1, the right side view being a mirror image thereof;

FIG. 3 is a front view of the pen and highlighter of FIG. 1;

FIG. 4 is a rear view of the pen and highlighter of FIG. 1;

FIG. 5 is a bottom plan view of the pen and highlighter of
FIG. 1;

FIG. 6 is a top plan view of the pen and highlighter of FIG.
1; and,

FIG. 7 is an exploded front view of the pen and highlighter
of FIG. 1.

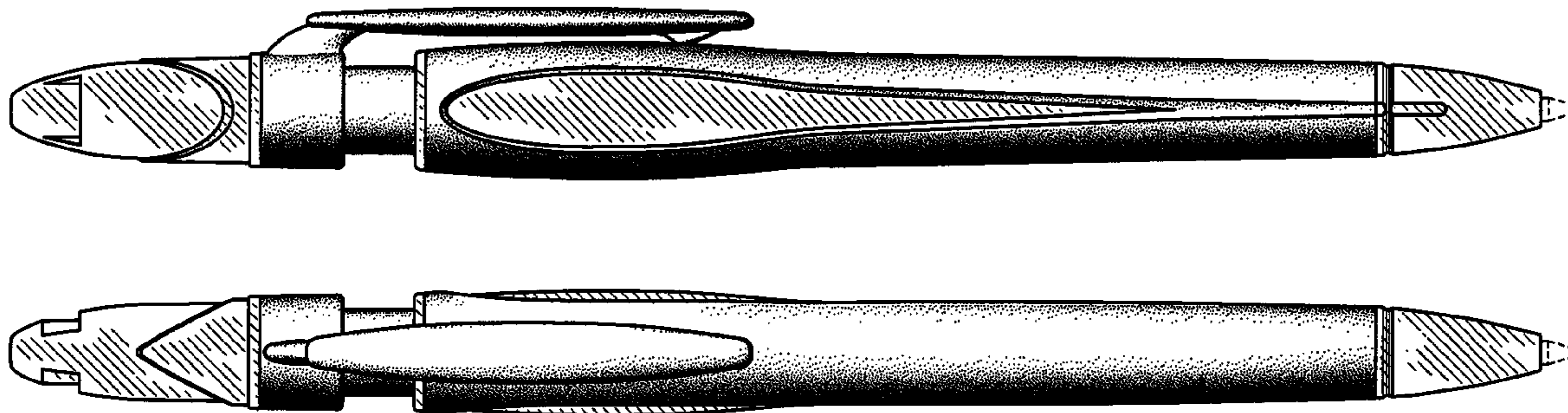
The dashed lines are for illustrative purposes only and form
no part of the claimed design.

(56) **References Cited**

U.S. PATENT DOCUMENTS

- D220,070 S * 3/1971 Iwasaki D19/46
- D395,448 S * 6/1998 Chevalier D19/51
- D399,255 S * 10/1998 Melnick D19/49
- D404,765 S * 1/1999 Izushima et al. D19/51
- D421,053 S * 2/2000 Izushima D19/51
- D482,067 S * 11/2003 Yang D19/50
- D498,494 S * 11/2004 Conklin et al. D19/51

1 Claim, 3 Drawing Sheets



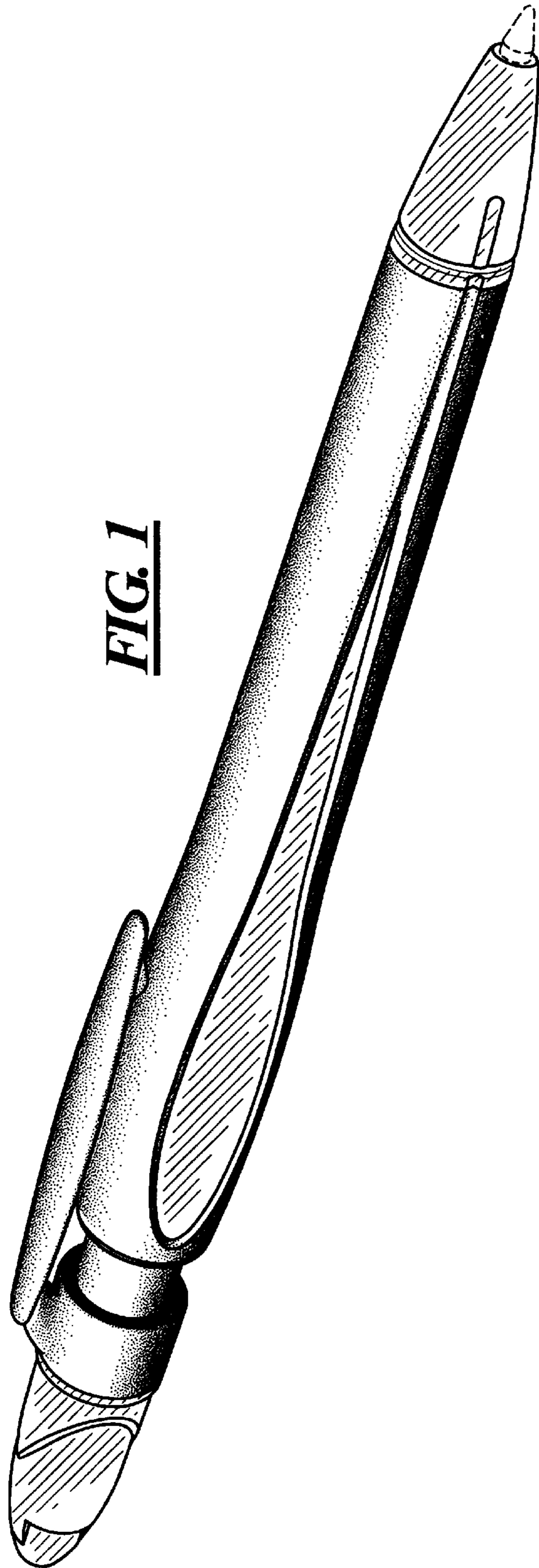


FIG. 1




FIG. 6

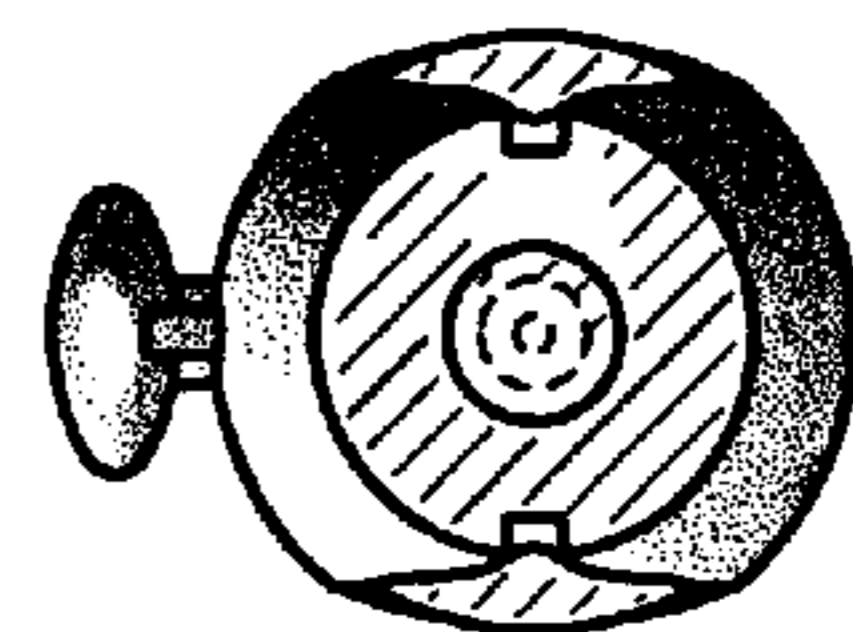


FIG. 5

FIG. 2

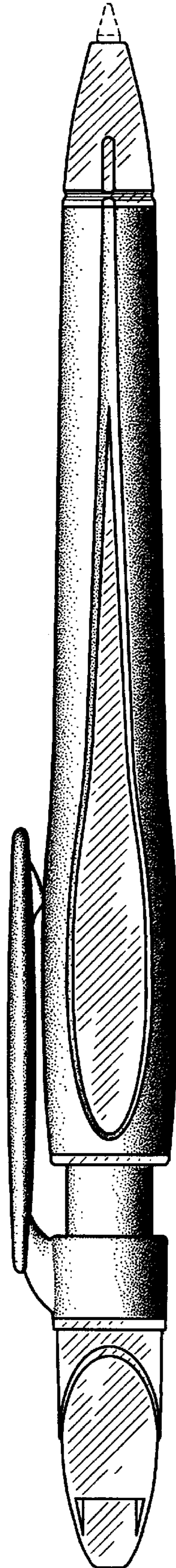


FIG. 3




FIG. 4




FIG. 7

