



US00D539834S

(12) **United States Design Patent**
Hester

(10) **Patent No.:** **US D539,834 S**

(45) **Date of Patent:** **** Apr. 3, 2007**

(54) **EYEGLASS FRAME**

(75) Inventor: **Walter Hester**, Peoria, IL (US)

(73) Assignee: **Maui Jim, Inc.**, Peoria, IL (US)

(**) Term: **14 Years**

(21) Appl. No.: **29/216,934**

(22) Filed: **Nov. 10, 2004**

(51) **LOC (8) Cl.** **16-06**

(52) **U.S. Cl.** **D16/327**; D16/326

(58) **Field of Classification Search** D16/300,
D16/320, 325-327, 334-335; 2/426, 448-450;
351/41, 44, 49, 83, 86-88, 102, 106, 119,
351/138

See application file for complete search history.

(56) **References Cited**

U.S. PATENT DOCUMENTS

D392,306 S	*	3/1998	Arnette	D16/326
D395,442 S	*	6/1998	Simioni	D16/327
D402,305 S	*	12/1998	Tragatschnig	D16/326
D426,848 S	*	6/2000	Hartman	D16/326
D448,397 S	*	9/2001	Fusi et al.	D16/313
D452,872 S	*	1/2002	Fusi et al.	D16/326
D477,011 S	*	7/2003	Jamin	D16/325
D483,792 S	*	12/2003	Egbert et al.	D16/315
D488,829 S	*	4/2004	Hester	D16/316

OTHER PUBLICATIONS

Optical Frame from Danyang Kaidi Eyewear Manufacture Co., Ltd. Downloaded Oct. 10, 2006 at http://kaidioptical.en.alibaba.com/offerdetail.52967398/Sell_Optical_Frame/showing.html.*

Lotus from Metalvista of Italy, Optical Journal & Review of Optometry, Apr. 1, 1969.*

L8034 eyeglass frame from www.framesdata.com.

T9540 eyeglass frame from www.framesdata.com.

T9541 eyeglass frame from www.framesdata.com.

AZ21 and AZ22 eyeglass frames from www.framesdata.com.

* cited by examiner

Primary Examiner—Philip S. Hyder

Assistant Examiner—RoseLynne (Ulm) Cody

(74) *Attorney, Agent, or Firm*—Brett Trout

(57) **CLAIM**

The ornamental design for an eyeglass frame, as shown and described.

DESCRIPTION

FIG. 1 is a Perspective View of the eyeglasses of the present invention;

FIG. 2 is a Front View;

FIG. 3 is a Plan View thereof;

FIG. 4 is a Right Side View thereof;

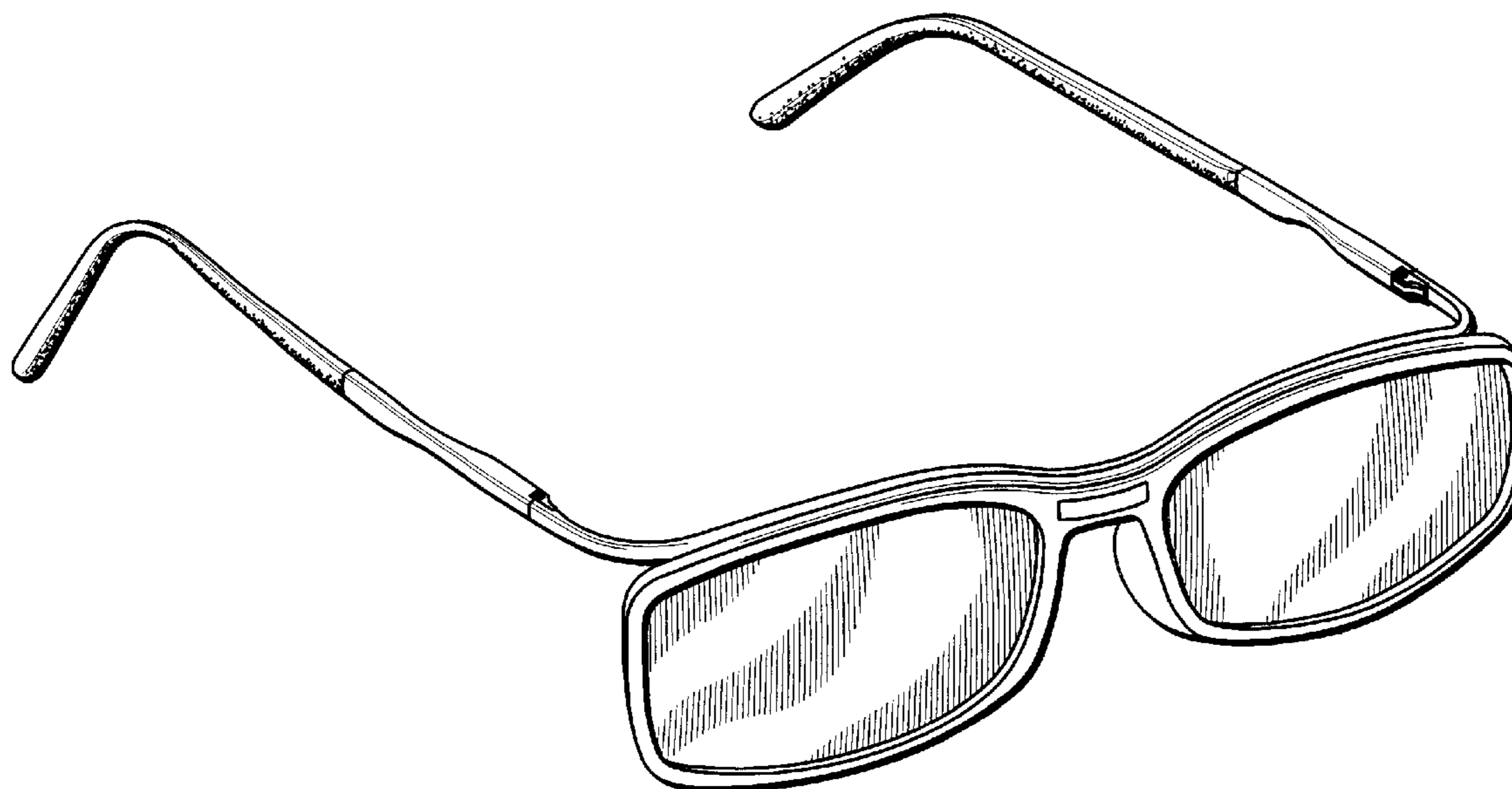
FIG. 5 is a Rear View thereof;

FIG. 6 is an Inverted Plan View thereof; and,

FIG. 7 is a Perspective View of the eyeglasses of the present invention with a portion of the nosepiece shown in phantom.

The phantom showing of a portion of the nosepiece is for illustrative purposes only and forms no part of the claimed design.

1 Claim, 4 Drawing Sheets






FIG. 1




FIG. 2

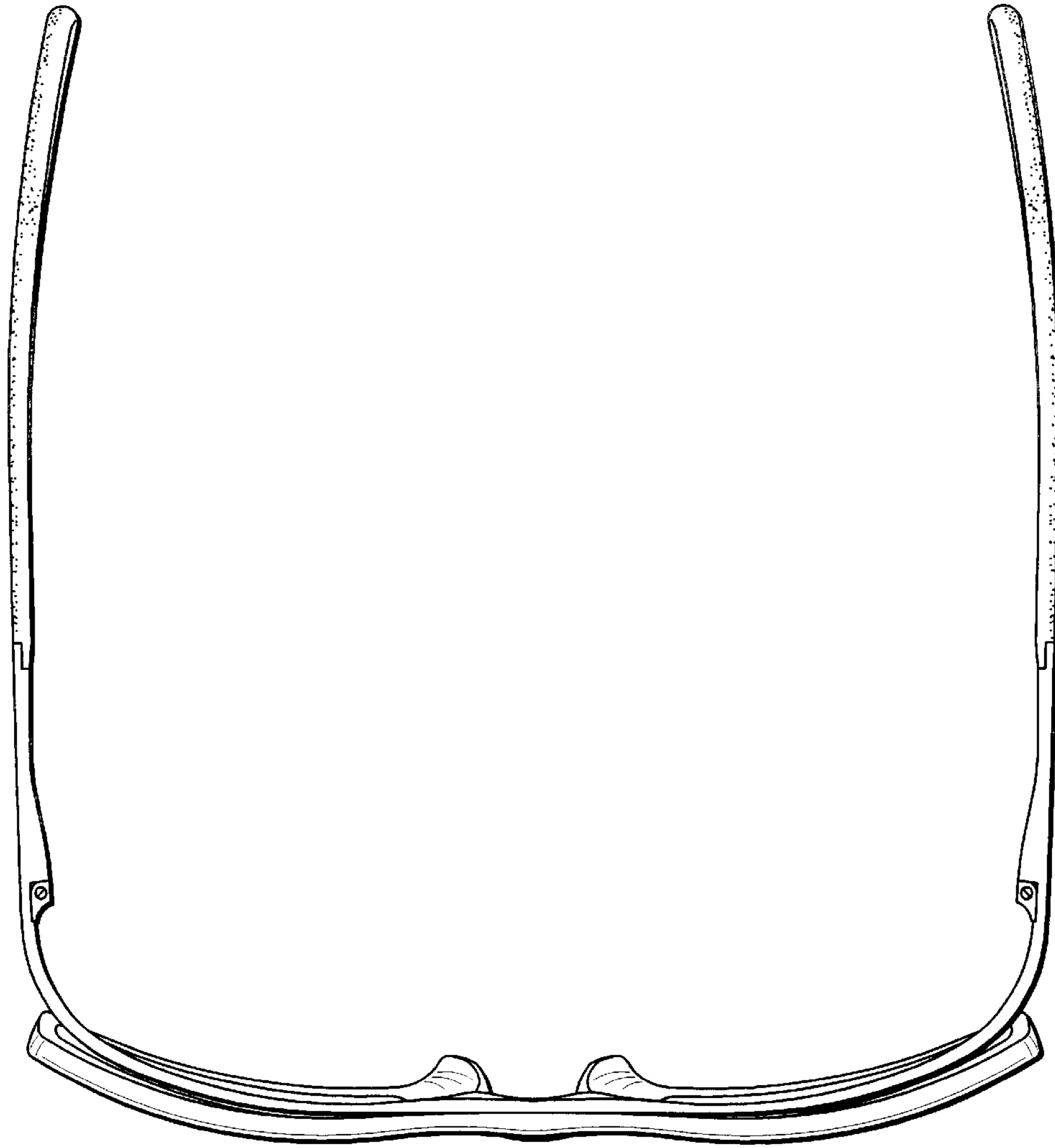


FIG. 3

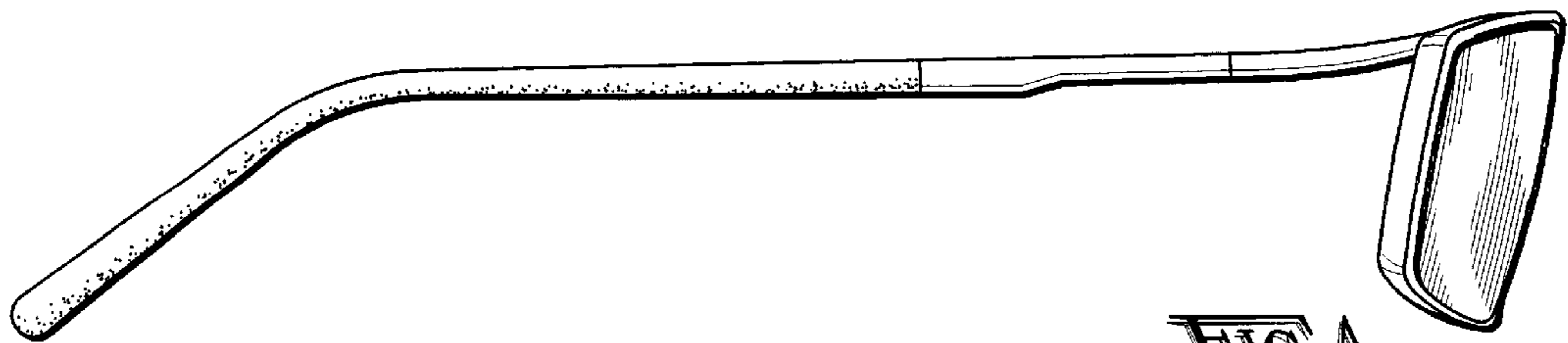


FIG. 4

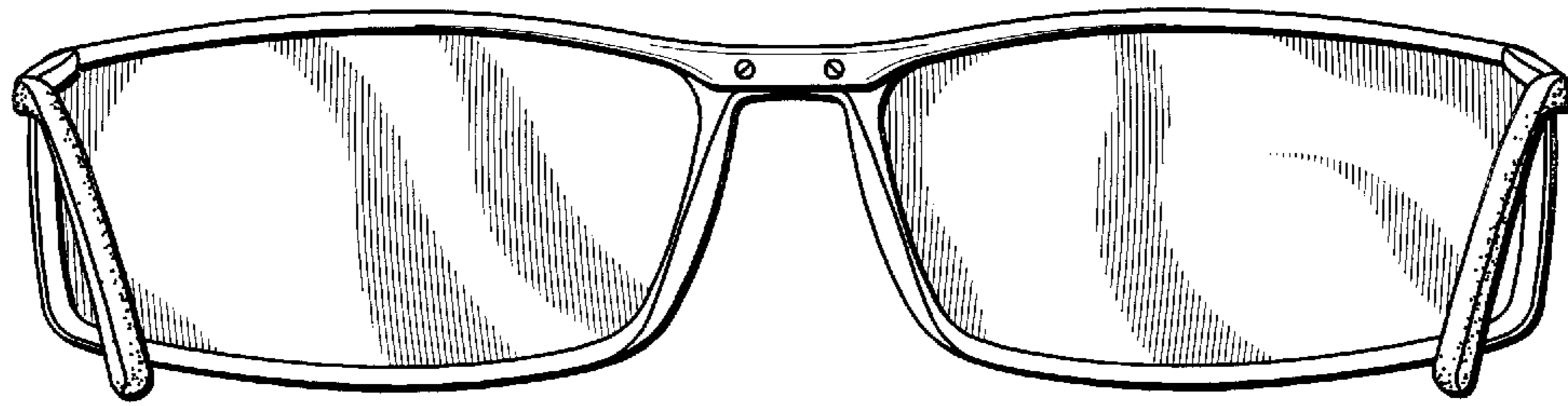


FIG. 5




FIG. 6

