



US00D539829S

(12) **United States Design Patent**  
**Chuang**

(10) **Patent No.:** **US D539,829 S**

(45) **Date of Patent:** **\*\* Apr. 3, 2007**

(54) **EYEGLASSES**

(75) **Inventor:** **Mao-Hsiung Chuang, Tainan (TW)**

(73) **Assignee:** **Sun Sight Glasses Co., Ltd., Tainan (TW)**

(\*\*) **Term:** **14 Years**

(21) **Appl. No.:** **29/252,015**

(22) **Filed:** **Jan. 17, 2006**

(51) **LOC (8) Cl.** ..... **16-06**

(52) **U.S. Cl.** ..... **D16/315**

(58) **Field of Classification Search** ..... D16/300-330,  
D16/101, 332-338; D29/109-110; D24/110.2;  
351/41, 44, 51-52, 62, 158, 92, 103-111,  
351/130, 61, 114-119, 121-123; 2/426-432,  
2/448, 441, 447, 434-437

See application file for complete search history.

(56) **References Cited**

**U.S. PATENT DOCUMENTS**

D381,671 S \* 7/1997 Tan et al. .... D16/315  
D453,025 S \* 1/2002 Fusi et al. .... D16/315

D483,792 S \* 12/2003 Egbert et al. .... D16/315  
D491,974 S \* 6/2004 Teng ..... D16/315  
D494,206 S \* 8/2004 Grosjean ..... D16/315  
D503,949 S \* 4/2005 Teng ..... D16/315  
D517,113 S \* 3/2006 Lane ..... D16/315

\* cited by examiner

*Primary Examiner*—Raphael Barkai

(74) *Attorney, Agent, or Firm*—Alan D. Kamrath; Nikolai & Mersereau, P.A.

(57) **CLAIM**

The ornamental design for eyeglasses, as shown and described.

**DESCRIPTION**

FIG. 1 is a perspective view of eyeglasses showing my new design;

FIG. 2 is a front side elevational view thereof;

FIG. 3 is a rear side elevational view thereof;


FIG. 4 is a left side elevational view thereof;

FIG. 5 is a right side elevational view thereof;

FIG. 6 is a top plan view thereof; and,

FIG. 7 is a bottom plan view thereof.

**1 Claim, 5 Drawing Sheets**



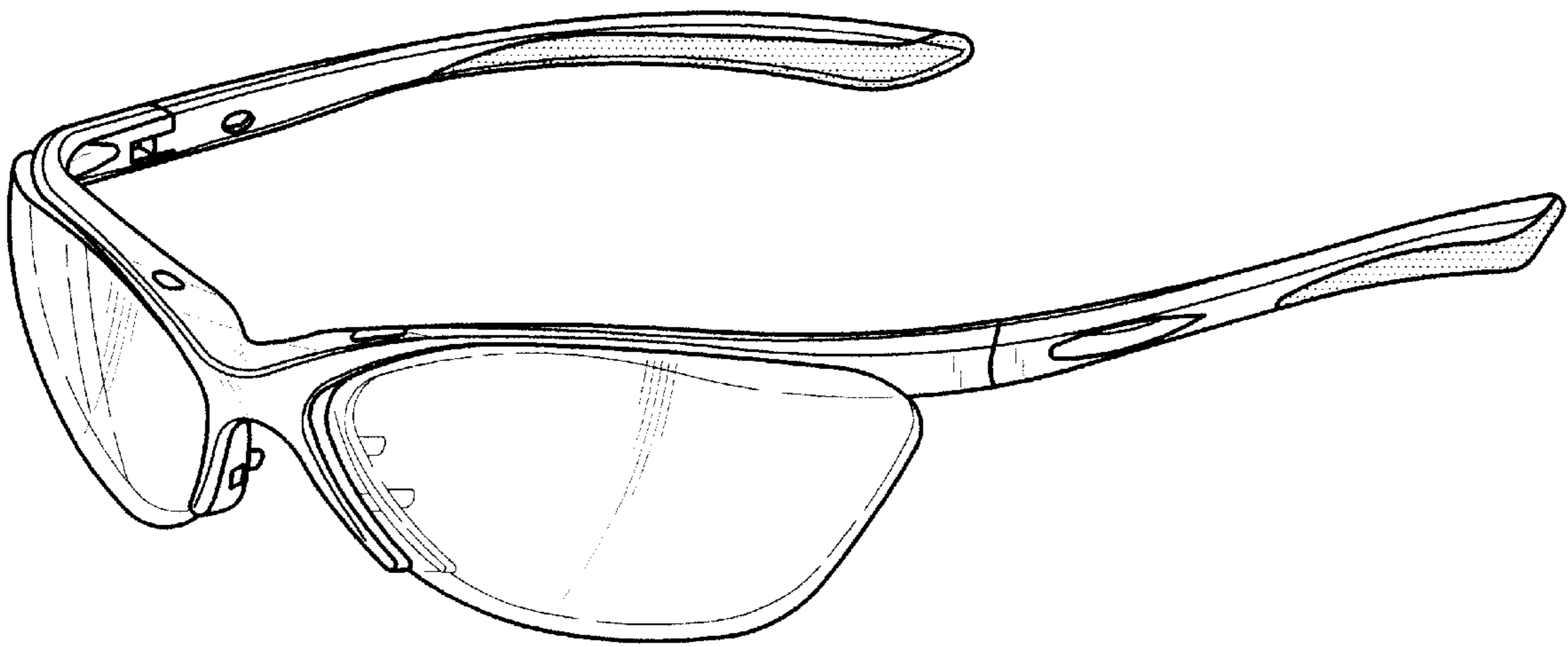


FIG. 1

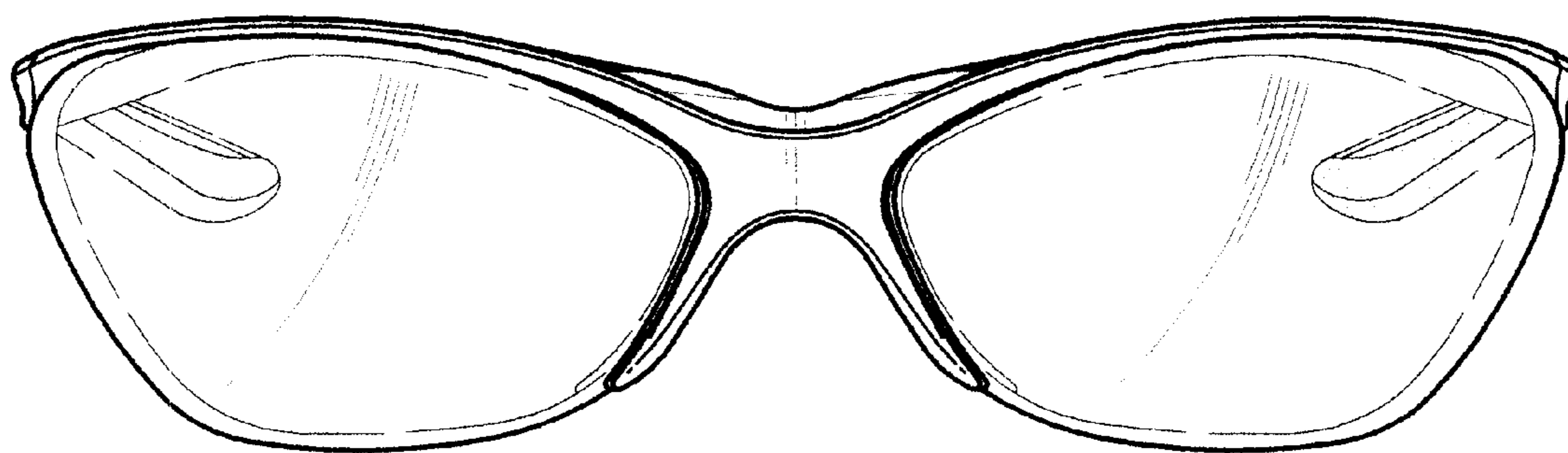


FIG. 2

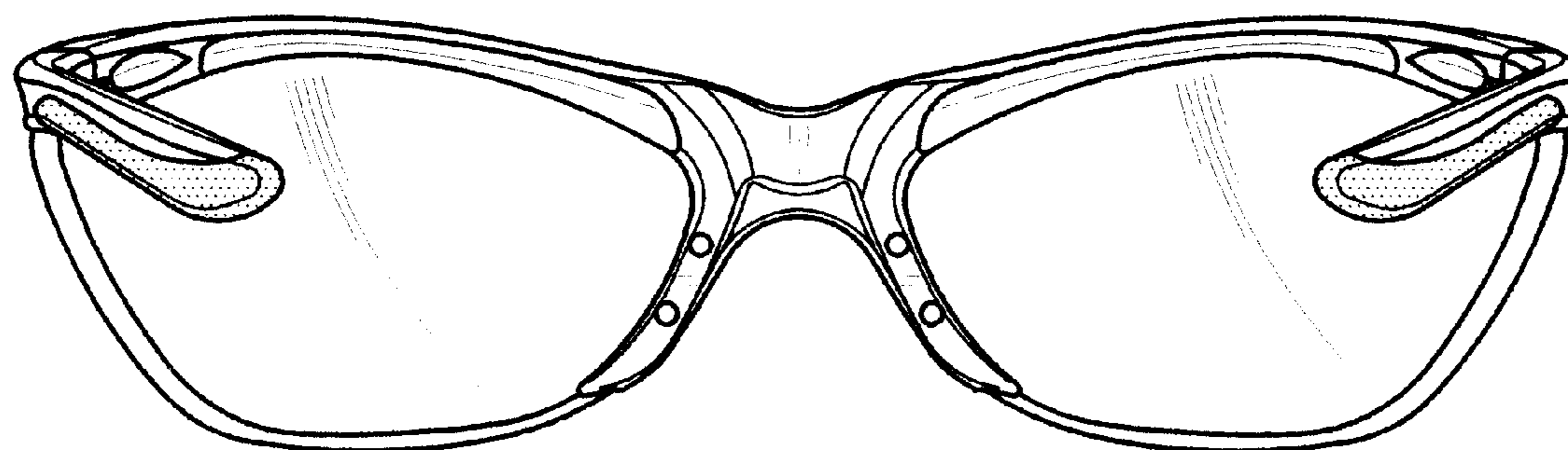


FIG. 3

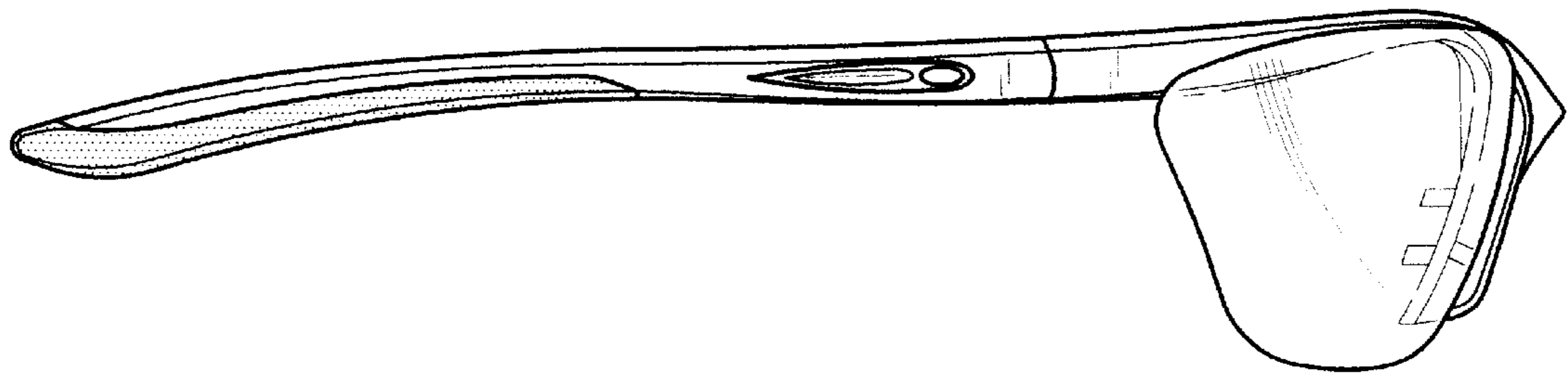


FIG. 4

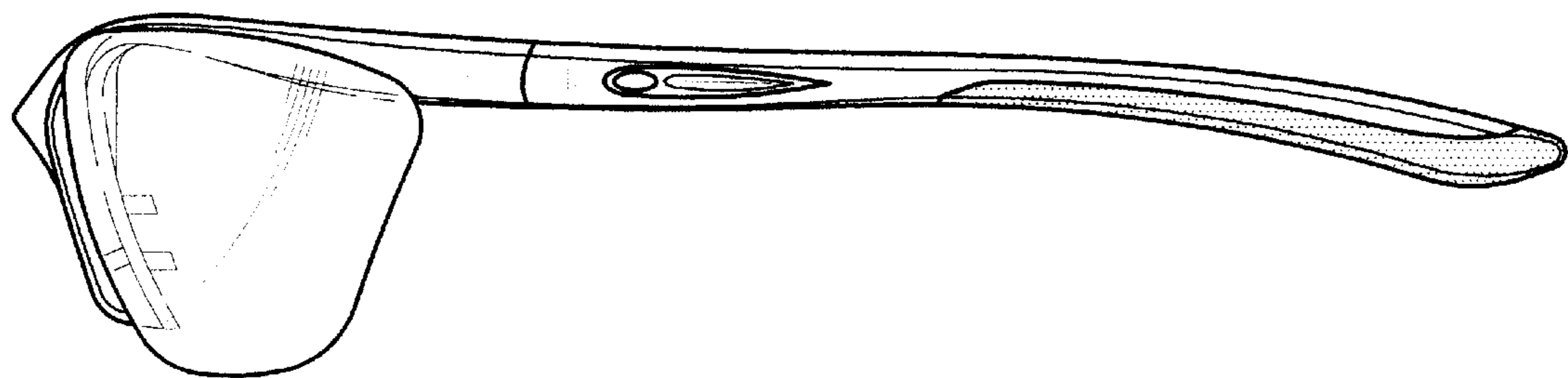


FIG. 5

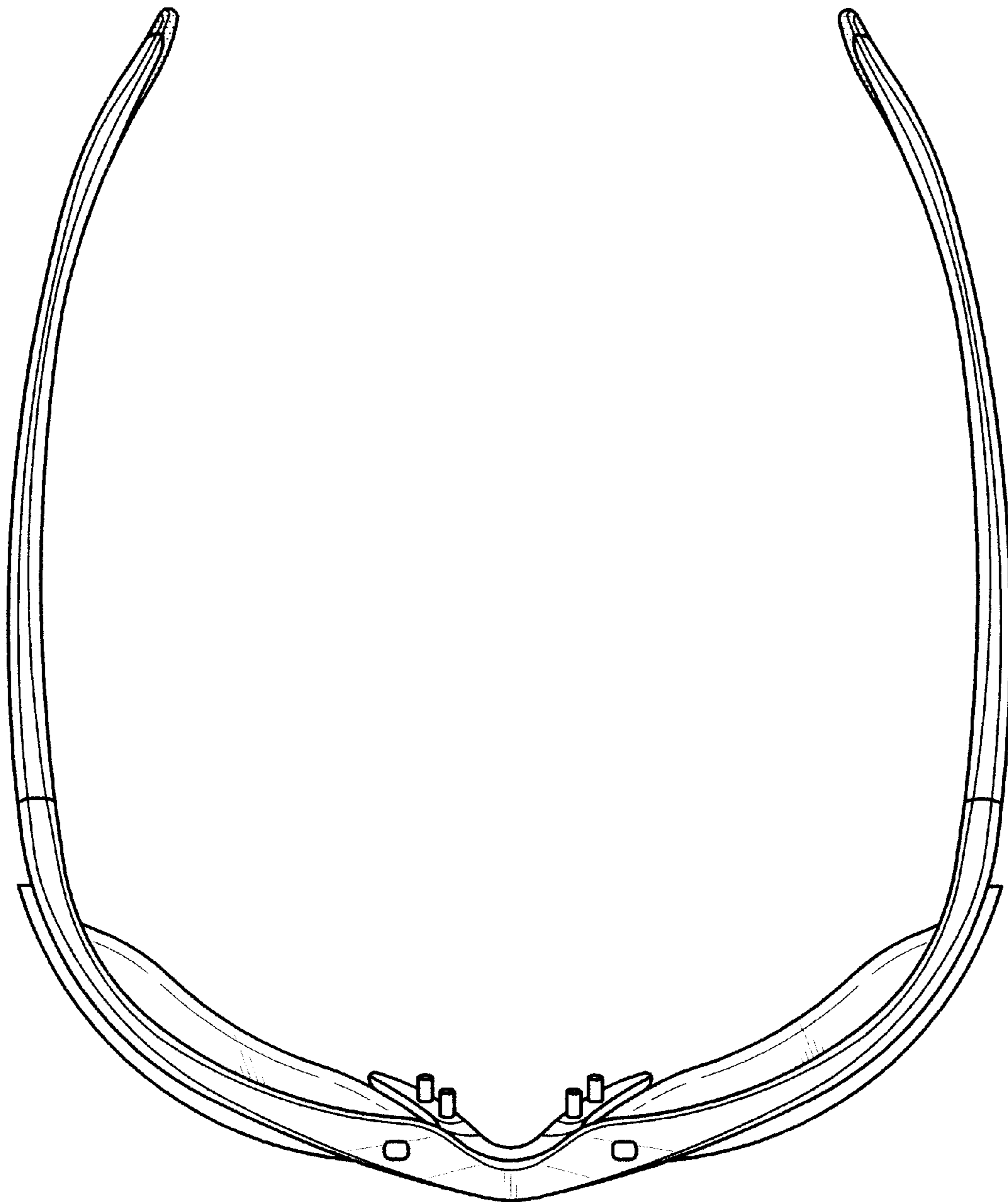


FIG. 6

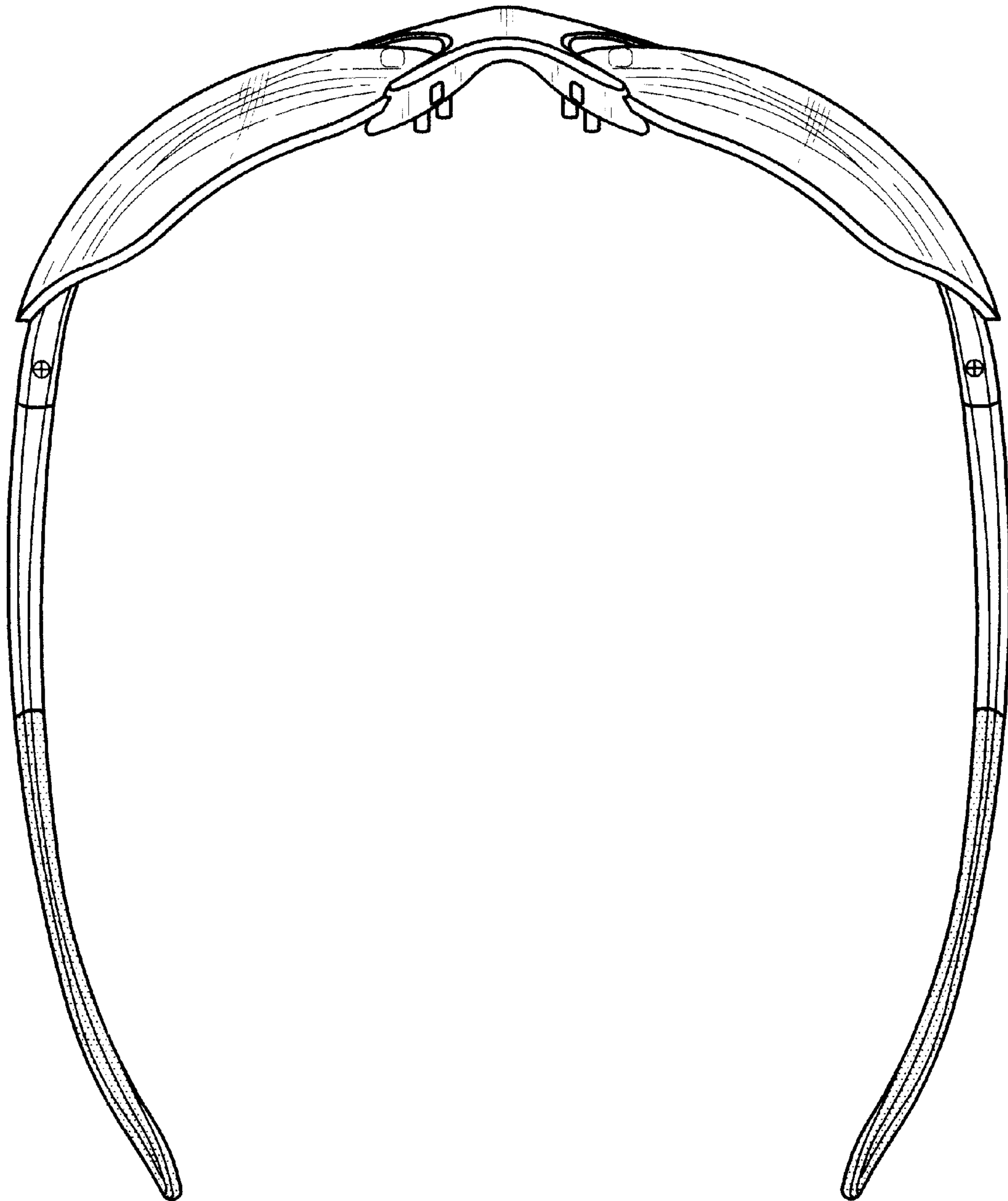


FIG. 7