

US00D539828S

(12) **United States Design Patent**  
**Hester**

(10) **Patent No.:** **US D539,828 S**

(45) **Date of Patent:** **\*\* Apr. 3, 2007**

(54) **EYEGLASS FRAME**

(75) Inventor: **Walter Hester**, Peoria, IL (US)

(73) Assignee: **Maui Jim, Inc.**, Peoria, IL (US)

(\*\*) Term: **14 Years**

(21) Appl. No.: **29/216,933**

(22) Filed: **Nov. 10, 2004**

(51) **LOC (8) Cl.** ..... **16-06**

(52) **U.S. Cl.** ..... **D16/315; D16/316; D16/327**

(58) **Field of Classification Search** ..... D16/101,  
D16/300, 310, 315-316, 327, 332, 335; 2/426,  
2/448-450; 351/41, 44, 49, 110, 124-125  
See application file for complete search history.

(56) **References Cited**

**U.S. PATENT DOCUMENTS**

D454,905 S	*	3/2002	Lueking	.....	D16/314
D464,982 S	*	10/2002	Thixton et al.	.....	D16/316
D481,059 S	*	10/2003	Egbert et al.	.....	D16/315
D481,060 S	*	10/2003	Egbert et al.	.....	D16/316
D483,391 S	*	12/2003	Hirschman	.....	D16/315
D488,183 S	*	4/2004	Grosjean	.....	D16/315
D508,514 S	*	8/2005	Hester	.....	D16/316

**OTHER PUBLICATIONS**

Maui Jim 405—Makaha Sunglasses. Downloaded Oct. 4, 2006 at [http://www.framesdirect.com/framesfp/Maui\\_Jim-tcnisa/lb.html](http://www.framesdirect.com/framesfp/Maui_Jim-tcnisa/lb.html).\*

Maui Jim 407—Ho Okipa Sunglasses. Downloaded Oct. 4, 2006 at [http://www.framesdirect.com/framesfp/Maui\\_Jim-tclana/lb.html](http://www.framesdirect.com/framesfp/Maui_Jim-tclana/lb.html).\*

Cupronickel Sunglasses from Shenzhen Jinyahao Metal Products Co., Ltd. Downloaded Oct. 10, 2006 at [http://jinyahao.en.alibaba.com/offerdetail/5349491/Sell\\_Cupronickel\\_Sunglasses/showimg.html](http://jinyahao.en.alibaba.com/offerdetail/5349491/Sell_Cupronickel_Sunglasses/showimg.html).\*

\* cited by examiner

*Primary Examiner*—Philip S. Hyder

*Assistant Examiner*—RoseLynne (Ulm) Cody

(74) *Attorney, Agent, or Firm*—Brett Trout

(57) **CLAIM**

The ornamental design for an eyeglass frame, as shown and described.

**DESCRIPTION**

FIG. 1 is a Perspective View of the eyeglasses of the present invention;

FIG. 2 is a Front View;

FIG. 3 is a Plan View thereof;

FIG. 4 is a Right Side View thereof;

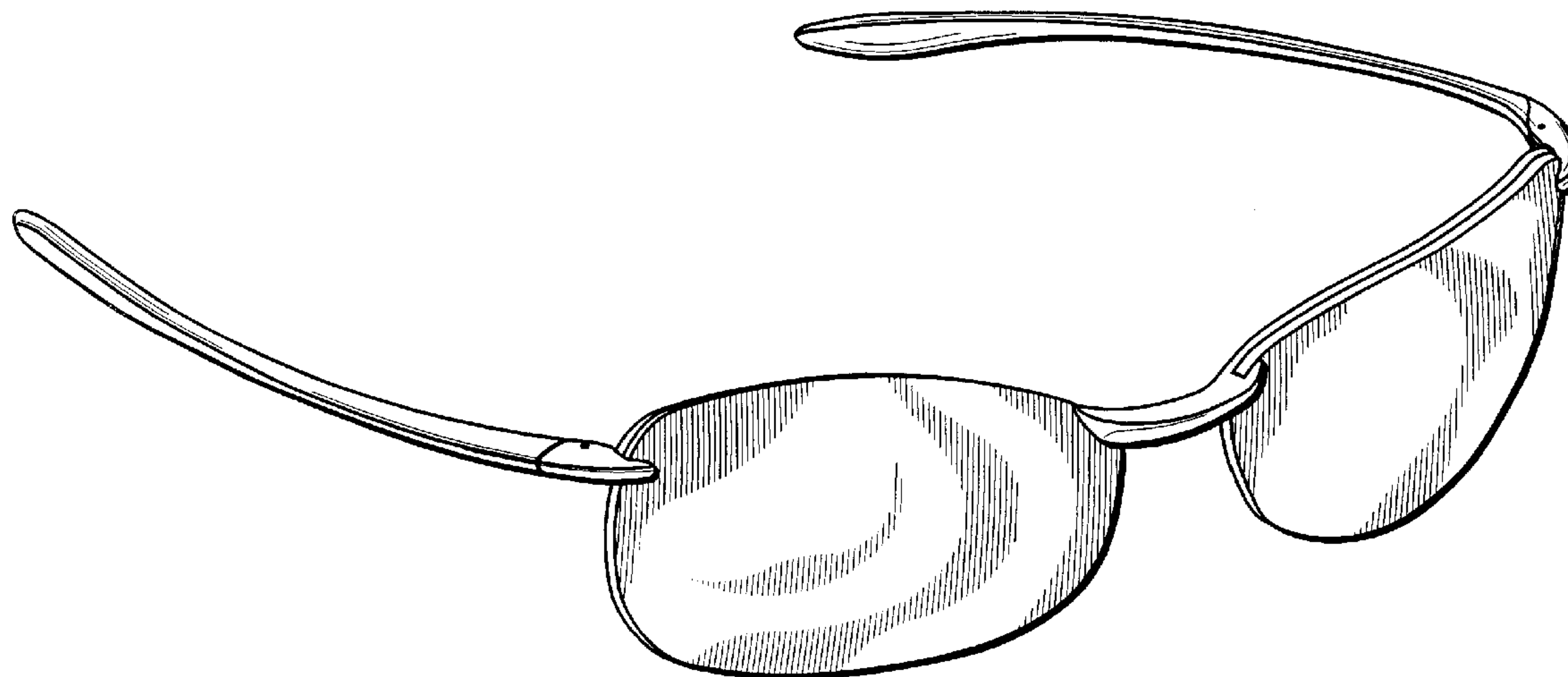
FIG. 5 is a Rear View thereof;

FIG. 6 is an Inverted Plan View thereof; and,

FIG. 7 is a Perspective View of the eyeglasses of the present invention with the nosepiece and the temple end-pieces shown in phantom.

The phantom showing of the nosepiece and temple end-pieces in FIG. 7 are for illustrative purposes only and form no part of the claimed design.

**1 Claim, 4 Drawing Sheets**



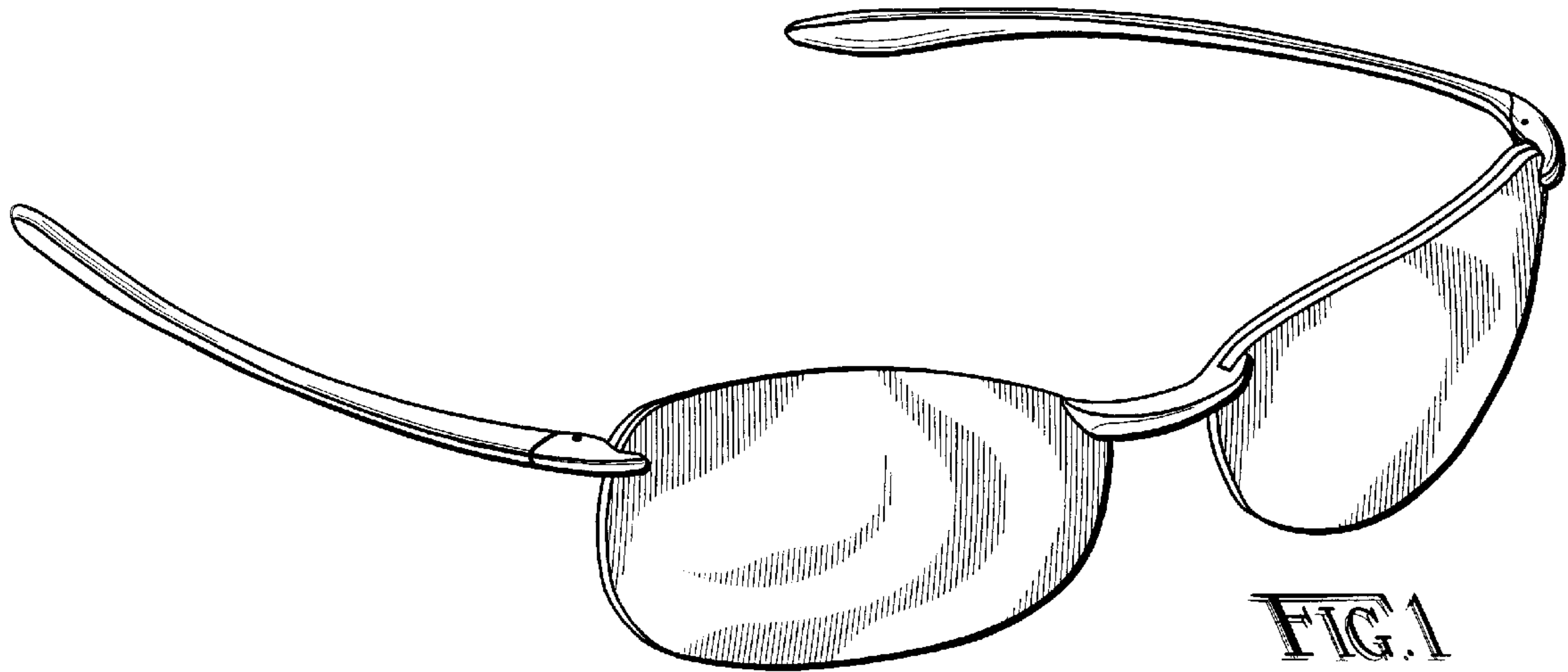


FIG. 1

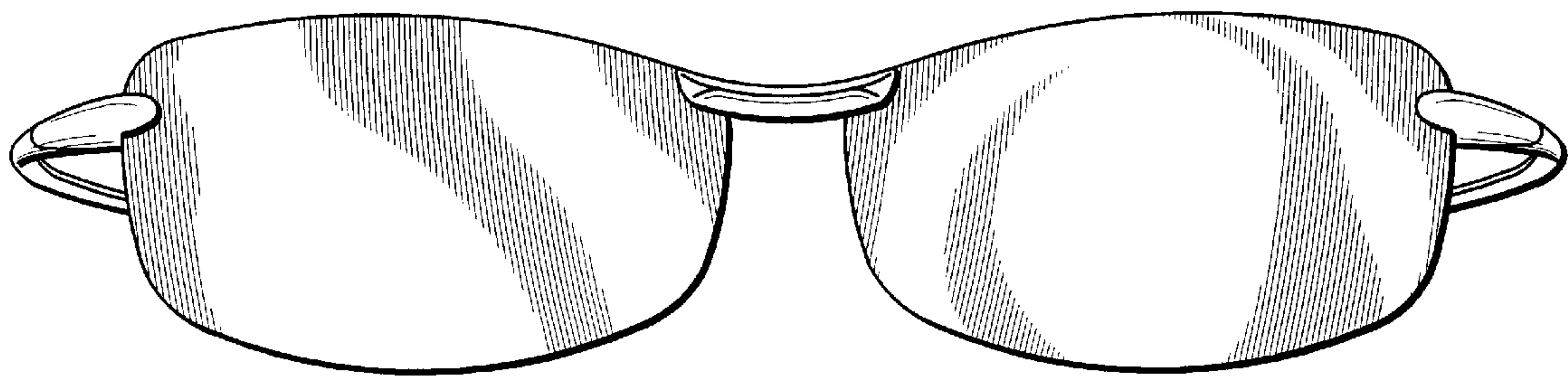


FIG. 2

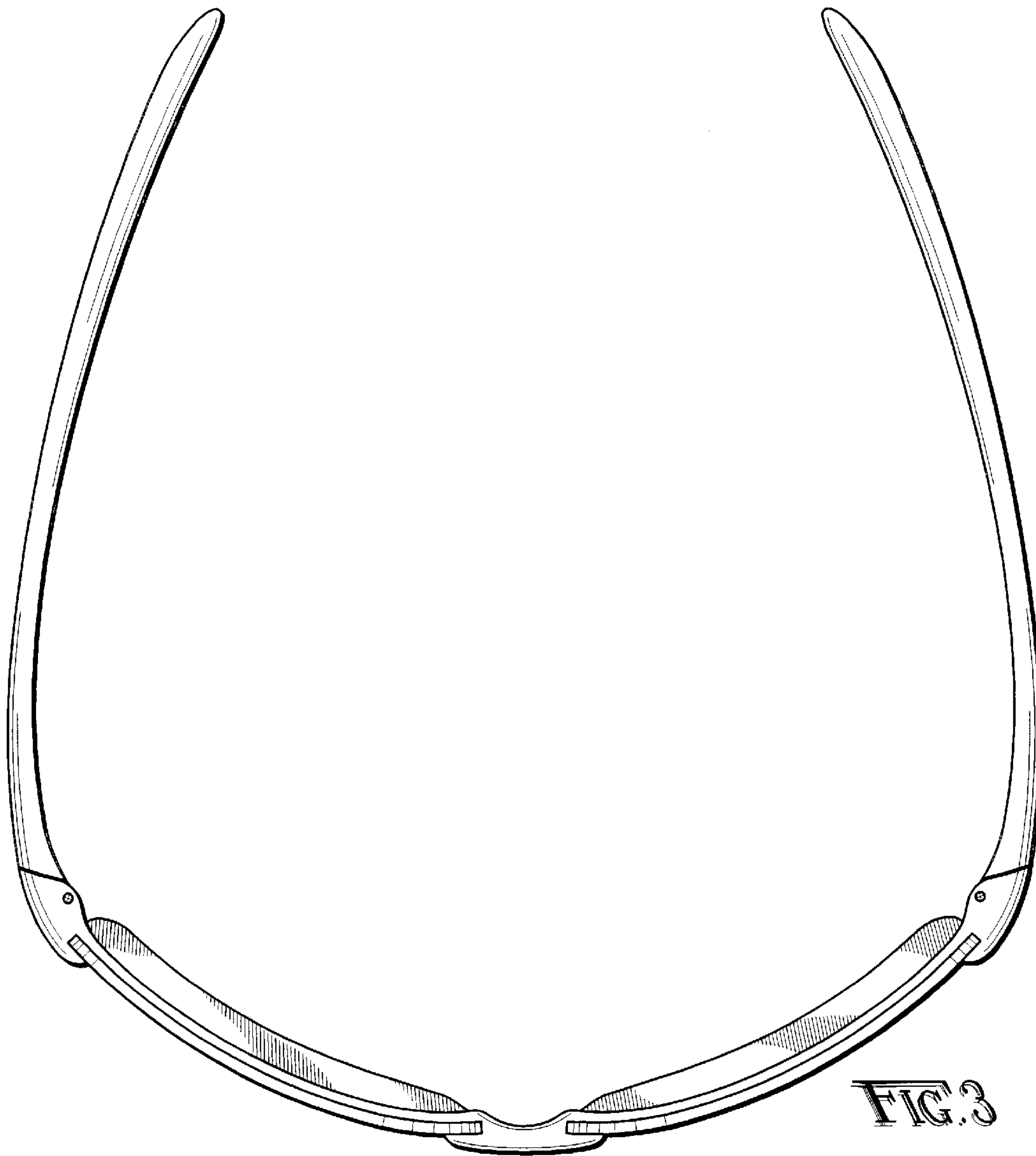


FIG. 3




FIG. 4




FIG. 5

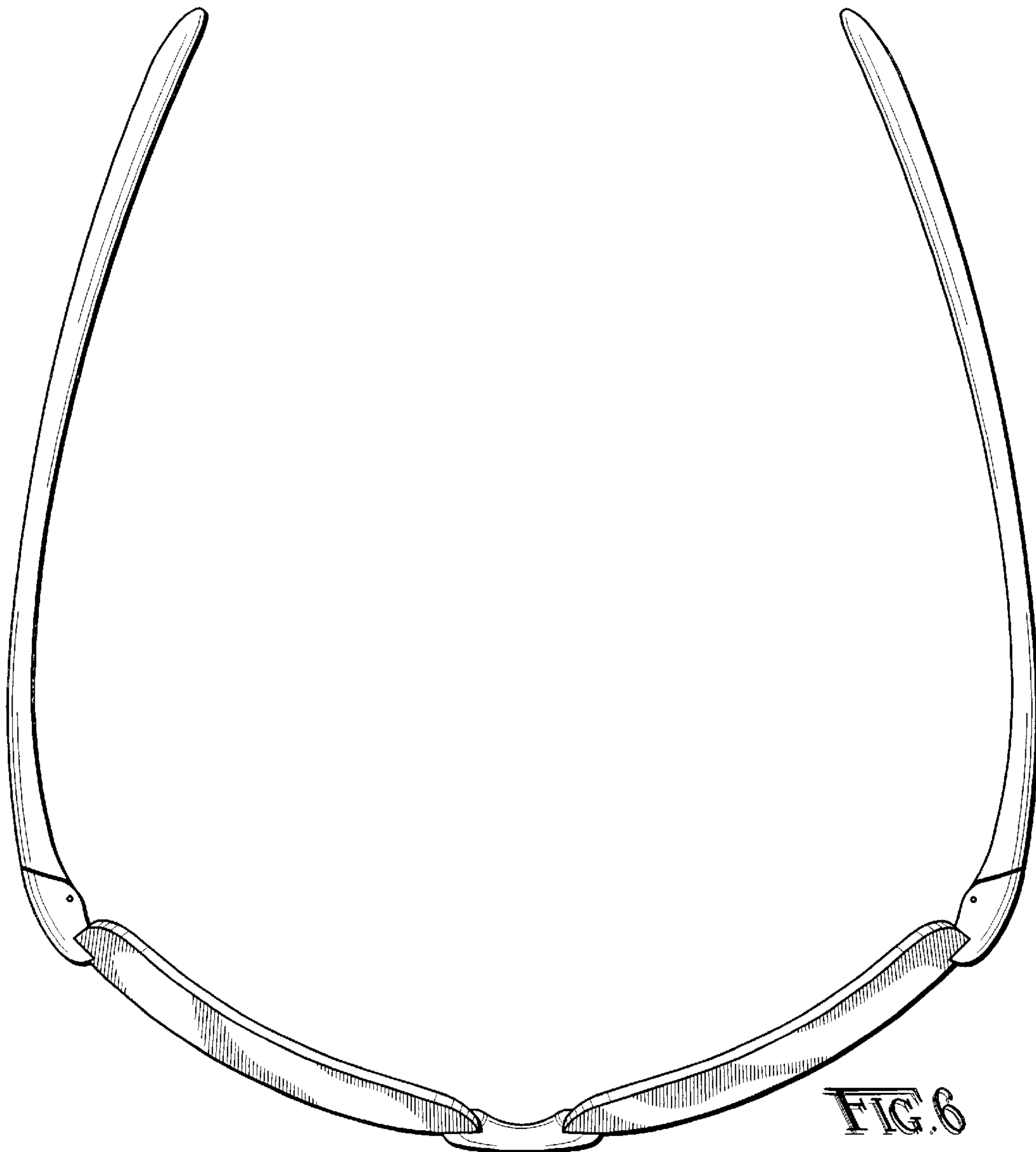


FIG. 6

