



US00D539820S

(12) **United States Design Patent**
Gilroy

(10) **Patent No.:** **US D539,820 S**

(45) **Date of Patent:** **** Apr. 3, 2007**

(54) **FRONT FACE OF A PUMP COMPONENT**

(75) Inventor: **Mark Ashley Gilroy**, Queensland (AU)

(73) Assignee: **Multitrode Pty Ltd.** (AU)

(**) Term: **14 Years**

(21) Appl. No.: **29/259,265**

(22) Filed: **Apr. 28, 2006**

(51) **LOC (8) Cl.** **10-02**

(52) **U.S. Cl.** **D15/7**

(58) **Field of Classification Search** D15/7-9;
D23/232, 231; 417/359, 415-416, 410.1,
417/321, 265, 405

See application file for complete search history.

(56) **References Cited**

U.S. PATENT DOCUMENTS

D374,237 S	*	10/1996	Wang	D15/7
D475,454 S	*	6/2003	Gillespie et al.	D24/111
D498,242 S	*	11/2004	Song et al.	D15/7
D513,755 S	*	1/2006	Begg et al.	D15/9

* cited by examiner

Primary Examiner—Ralf Seifert

(74) *Attorney, Agent, or Firm*—McDermott Will & Emery LLP

(57) **CLAIM**

We claim the ornamental design for a front face of a pump component, as shown and described.

DESCRIPTION

FIG. 1 is an elevated perspective view of the front face of a pump control component of the present claimed invention; FIG. 2 is a front view of the front face of a pump control component shown in FIG. 1;

FIG. 3 is a top view of the front face of a pump control component shown in FIG. 1;

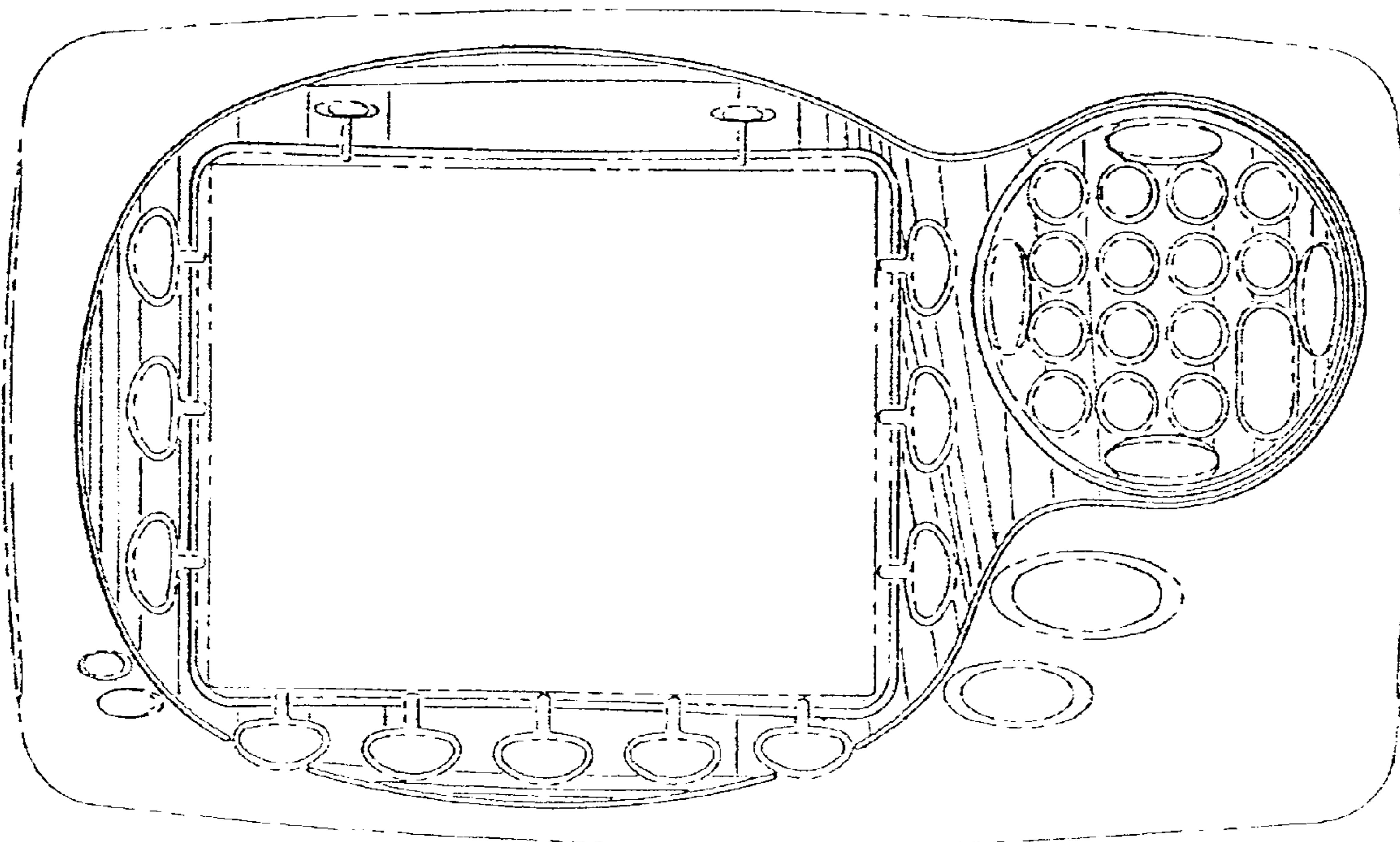
FIG. 4 is a first side view of the front face of a pump control component shown in FIG. 1;

FIG. 5 is a second side view of the front face of a pump control component shown in FIG. 1; and,

FIG. 6 is a bottom view of the front face of a pump control component shown in FIG. 1.

Features shown in broken lines in the drawings are not part of the claim. Features of the rear view are not claimed.

1 Claim, 2 Drawing Sheets



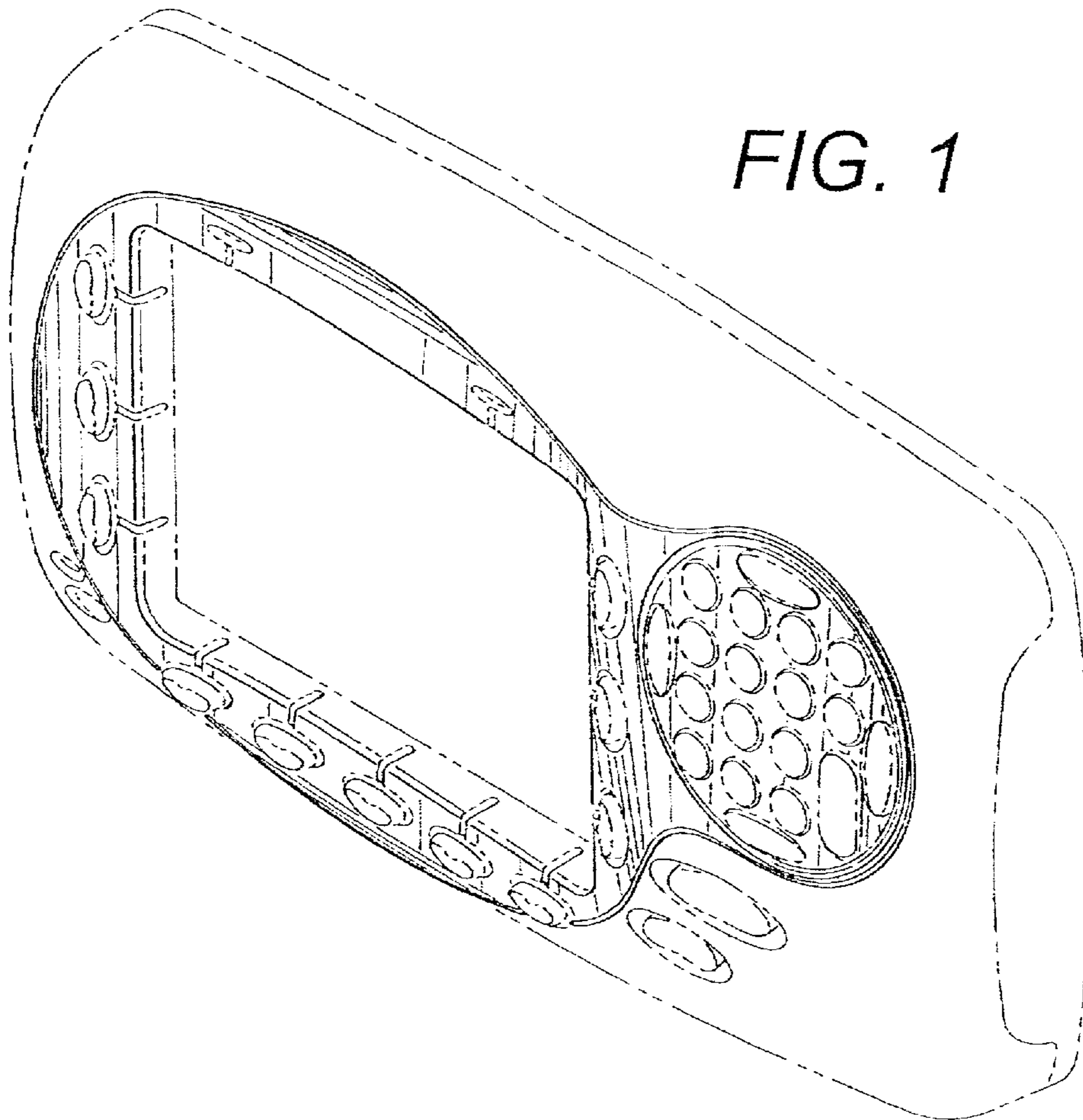


FIG. 1

FIG. 2

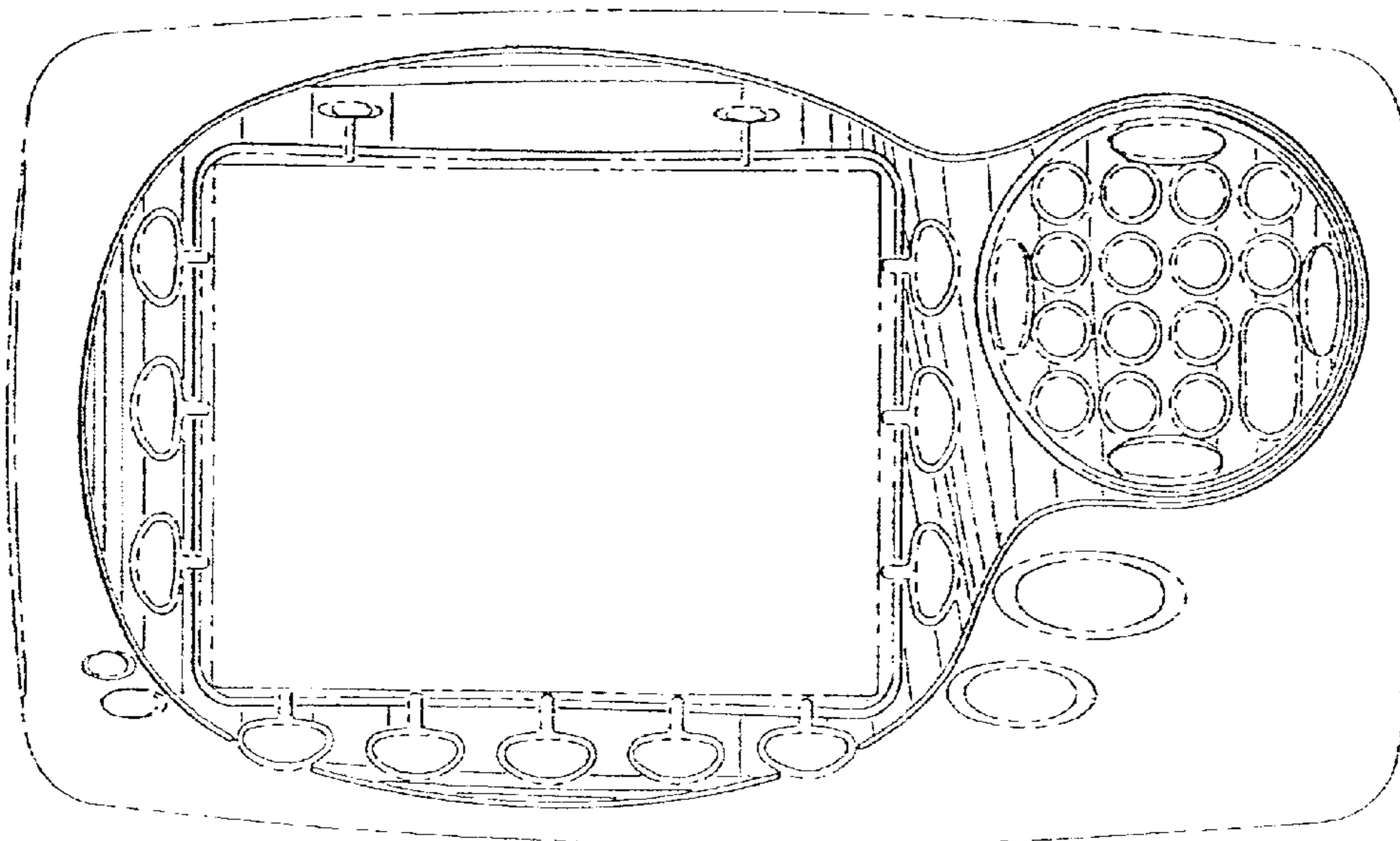


FIG. 3




FIG. 4




FIG. 5

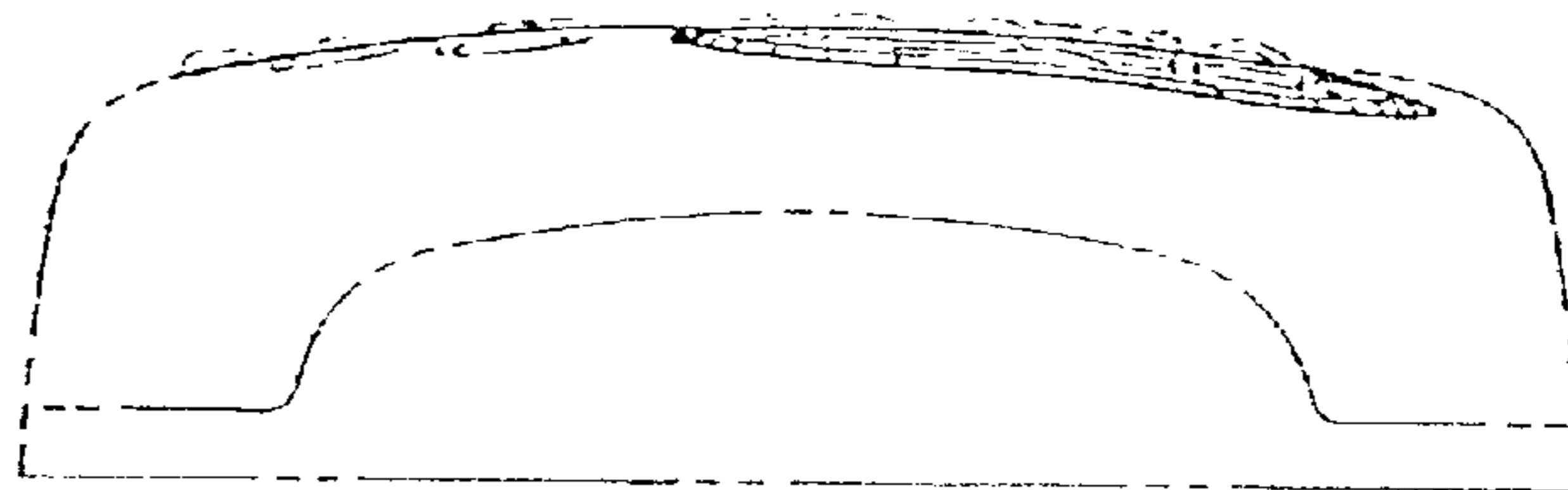


FIG. 6

