



US00D539813S

(12) **United States Design Patent**
Chen

(10) **Patent No.:** **US D539,813 S**

(45) **Date of Patent:** **** Apr. 3, 2007**

(54) **MP3 PLAYER**

(75) Inventor: **Johnson Chen**, Walnut, CA (US)

(73) Assignee: **Unitime International Co., Ltd.**,
Walnut, CA (US)

(**) Term: **14 Years**

(21) Appl. No.: **29/238,377**

(22) Filed: **Sep. 13, 2005**

(51) **LOC (8) Cl.** **14-03**

(52) **U.S. Cl.** **D14/496**

(58) **Field of Classification Search** D14/496,
D14/401, 435, 474, 483, 217, 137, 138, 160,
D14/168; 345/156, 169, 173-179, 905; 715/727-729,
715/864; 455/11.1, 773, 344-347, 93, 95;
370/342-344; 369/1, 2, 6, 12; 463/43-47;
273/148 B

See application file for complete search history.

(56) **References Cited**

U.S. PATENT DOCUMENTS

6,122,526 A * 9/2000 Parulski et al. 455/556.1

D490,068 S * 5/2004 Chen D14/156
6,769,603 B2 * 8/2004 Nagai et al. 235/375
D510,081 S * 9/2005 Yang D14/156
D511,512 S * 11/2005 Yang D14/156
D518,064 S * 3/2006 Wei D14/496
D520,515 S * 5/2006 Sitoh D14/496

* cited by examiner

Primary Examiner—Prabhakar Deshmukh

(74) *Attorney, Agent, or Firm*—Pro-Techtor Int'l Services

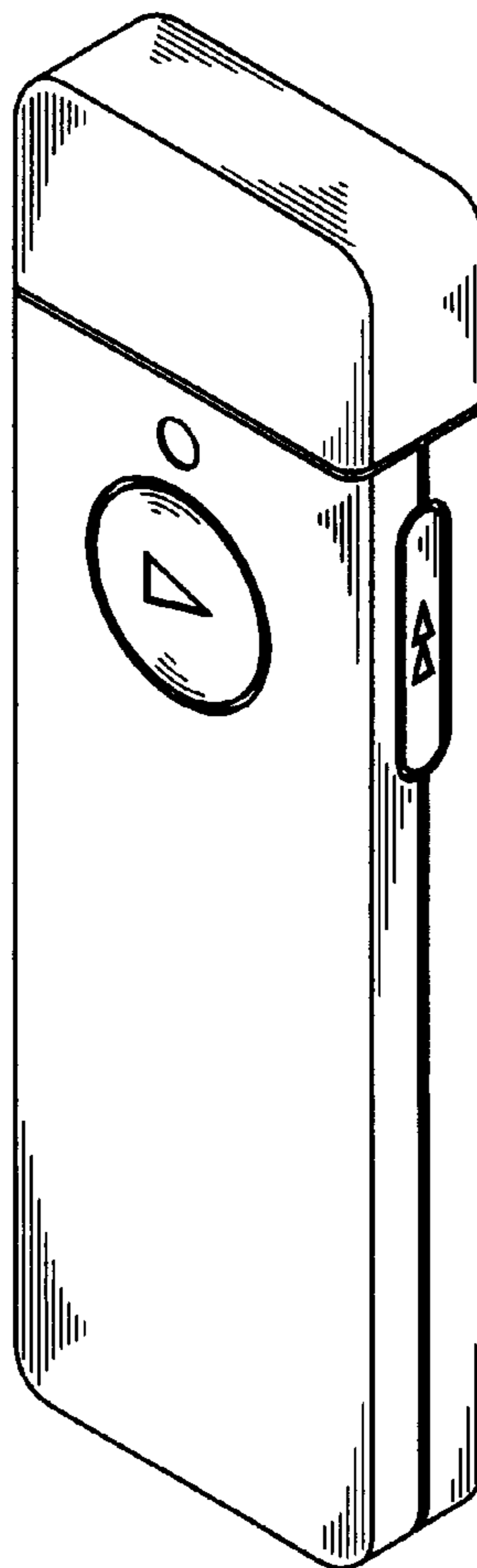
(57) **CLAIM**

The ornamental design for a MP3 player, as shown and described.

DESCRIPTION

FIG. 1 is a perspective view of a MP3 player showing my new design;
FIG. 2 is a front view thereof;
FIG. 3 is a rear view thereof;
FIG. 4 is a left side view thereof;
FIG. 5 is a right side view thereof;
FIG. 6 is a top view thereof; and,
FIG. 7 is a bottom view thereof.

1 Claim, 3 Drawing Sheets



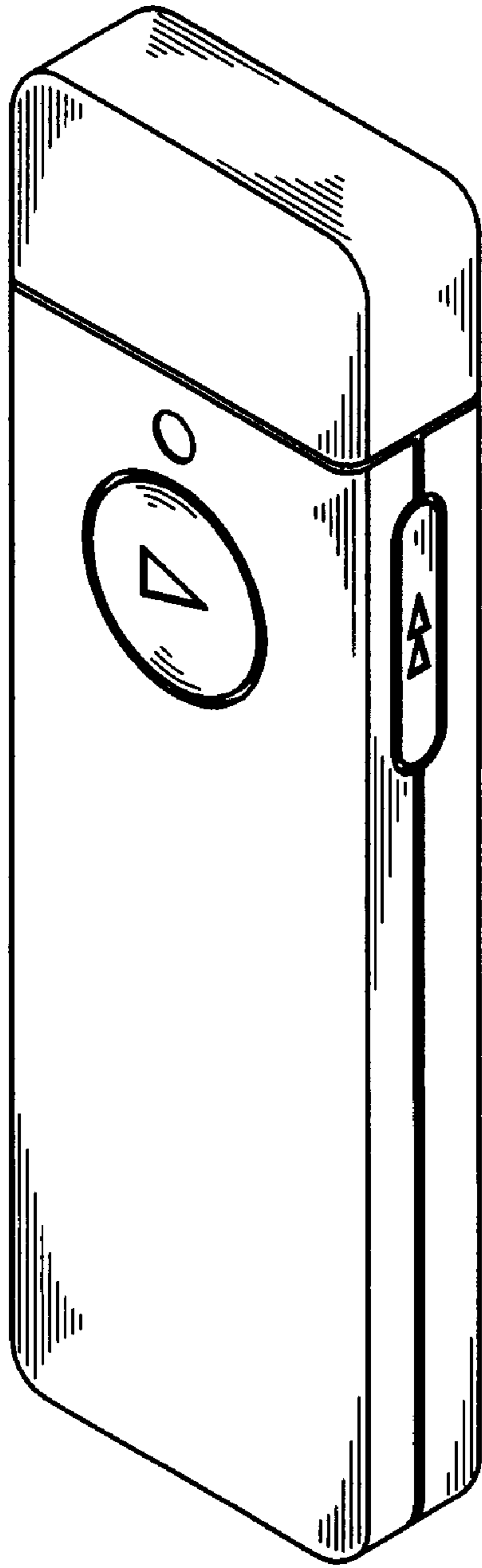


FIG. 1

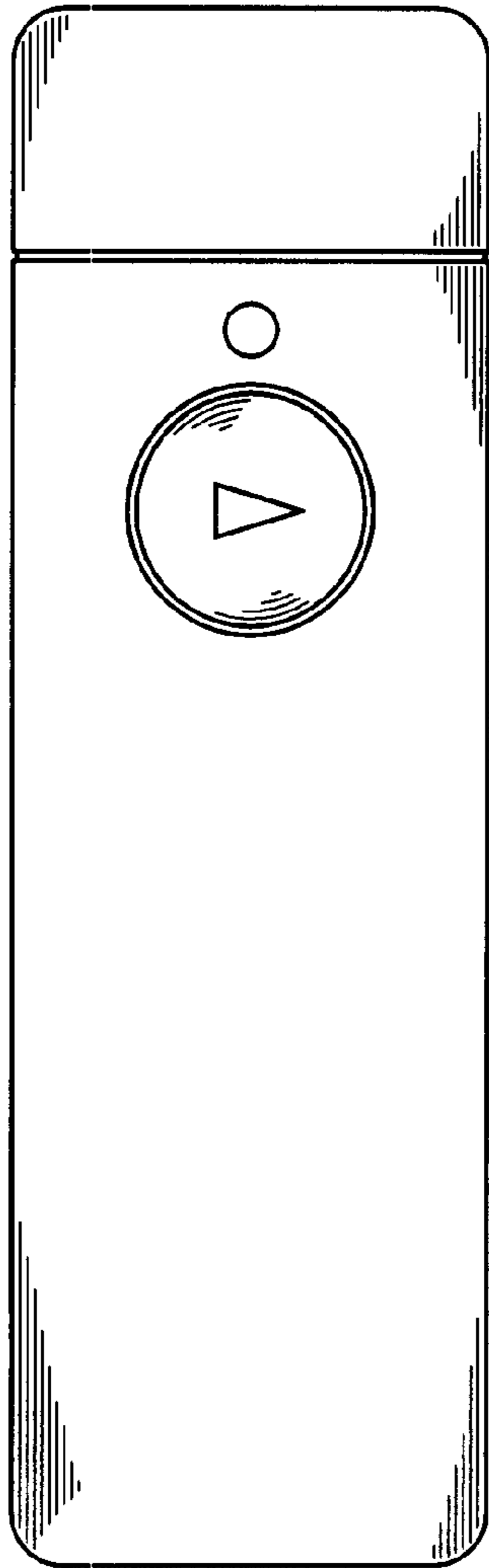


FIG. 2




FIG. 3




FIG. 4




FIG. 5



FIG. 6

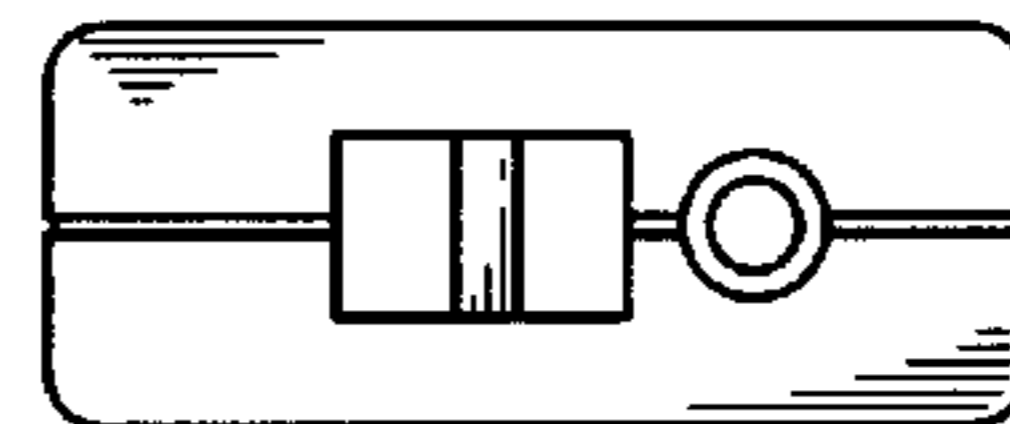


FIG. 7