



US00D539793S

(12) **United States Design Patent** (10) **Patent No.:** **US D539,793 S**
Johansson (45) **Date of Patent:** **** Apr. 3, 2007**

(54) **BACK COVER FOR A HANDSET**
(75) Inventor: **Panu Johansson**, Tampere (FI)
(73) Assignee: **Nokia Corporation**, Espoo (FI)
(**) Term: **14 Years**
(21) Appl. No.: **29/253,419**
(22) Filed: **Feb. 7, 2006**

D481,716 S * 11/2003 He et al. D14/248
D482,355 S * 11/2003 Dalby D14/248
D483,354 S * 12/2003 Arbisi D14/248
D484,475 S 12/2003 Sheu
D484,477 S 12/2003 Salmi
D484,865 S 1/2004 Arbisi
D485,246 S 1/2004 Johansson et al.
D485,816 S 1/2004 Tanaka
D487,438 S 3/2004 Sheu

(Continued)

Related U.S. Application Data

(62) Division of application No. 29/217,913, filed on Nov. 24, 2004.

(30) **Foreign Application Priority Data**

May 28, 2004 (FI) M20040089

(51) **LOC (8) Cl.** **14-03**
(52) **U.S. Cl.** **D14/248**
(58) **Field of Classification Search** D14/137,
D14/138, 147-148, 247-248, 144, 218, 341-347,
D14/191, 156, 496; 379/433.01-433.13,
379/434; 455/575.1, 566, 556.1; D21/517,
D21/329, 331; 345/169
See application file for complete search history.

(56) **References Cited**

U.S. PATENT DOCUMENTS

D420,351 S 2/2000 Waldner
D422,282 S * 4/2000 Curtis D14/248
D427,983 S 7/2000 Nagano et al.
D430,858 S 9/2000 Nakahara et al.
D436,939 S 1/2001 Nagano et al.
D440,951 S 4/2001 Kolinen
D451,484 S 12/2001 Page et al.
D451,913 S * 12/2001 Vuolteenaho et al. D14/248
D453,326 S 2/2002 Mujica
D453,930 S * 2/2002 Vuolteenaho et al. D14/248
D454,123 S 3/2002 Mujica
D454,868 S * 3/2002 Vuolteenaho et al. D14/248
D480,718 S * 10/2003 Dalby D14/248
D481,383 S * 10/2003 He et al. D14/248

FOREIGN PATENT DOCUMENTS

WO DM/060792 6/2002
WO DM/065946 9/2004
WO DM/066146 11/2004
WO DM/066301 12/2004
WO DM/066599 4/2005

OTHER PUBLICATIONS

WWW.MOBILETECHNEWS.COM, Nokia 3220 camera phone focuses on fun and personalization, posted May 31, 2004.

Primary Examiner—Jeffrey Asch
(74) *Attorney, Agent, or Firm*—Banner & Witcoff, Ltd.

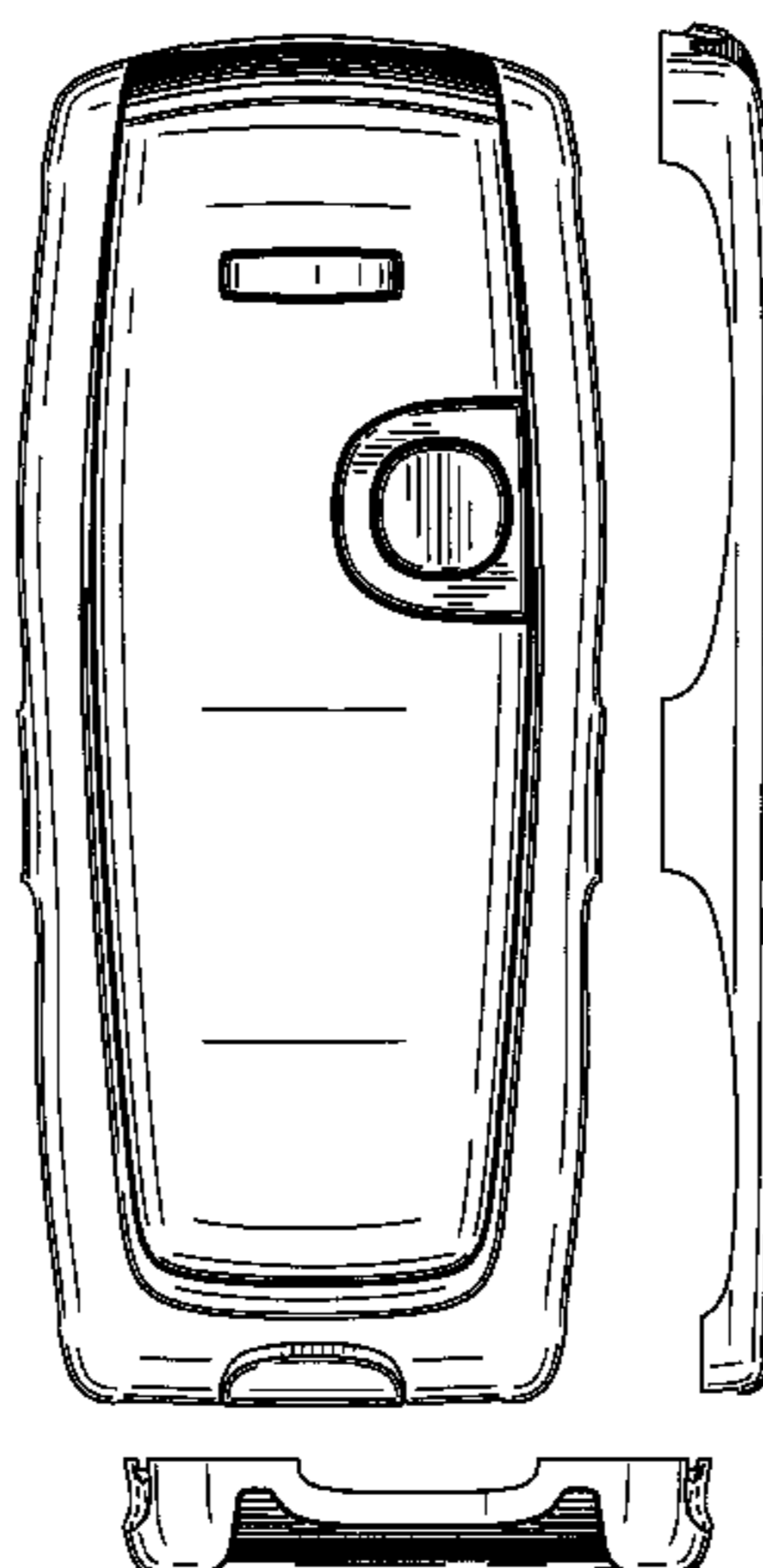
(57) **CLAIM**

The ornamental design for a back cover for a handset, as shown and described.

DESCRIPTION

FIG. 1 is a bottom plan view of a back cover for a handset showing my new design;
FIG. 2 is a right side view thereof;
FIG. 3 is a rear view thereof;
FIG. 4 is a left side view thereof;
FIG. 5 is a top plan view thereof; and,
FIG. 6 is a perspective rear view thereof.
The broken line showing of the internal surfaces is for illustrative purposes only and forms no part of the claimed design.

1 Claim, 2 Drawing Sheets



US D539,793 S

Page 2

U.S. PATENT DOCUMENTS

D487,453 S	*	3/2004	Ribeiro et al.	D14/240	D499,723 S		12/2004	Kagami et al.	
D488,787 S		4/2004	Jung		D500,311 S	*	12/2004	Sheu	D14/248
D489,046 S		4/2004	Chan		D500,498 S		1/2005	Katsumata	
D489,364 S	*	5/2004	Salmi	D14/248	D500,749 S		1/2005	Kim	
D490,409 S	*	5/2004	Mehandjiysky	D14/248	D500,992 S		1/2005	Shen et al.	
D491,559 S		6/2004	He et al.		D502,158 S		2/2005	Miyazawa et al.	
D492,274 S		6/2004	Widiaman		D502,933 S	*	3/2005	Munstermann	D14/138
D492,276 S		6/2004	Walliser et al.		D503,162 S		3/2005	Kagami et al.	
D494,561 S		8/2004	Kagami et al.		D503,163 S		3/2005	Chan et al.	
D494,950 S		8/2004	Keunecke		D503,697 S		4/2005	Kim	
D495,309 S		8/2004	Hsieh		D504,879 S	*	5/2005	Moss	D14/138
D496,641 S		9/2004	Seo		D506,190 S		6/2005	Mehandjiysky	
D496,919 S	*	10/2004	Thomsen	D14/138	D506,191 S	*	6/2005	Majanen	D14/138
D496,921 S		10/2004	Hwang		D507,549 S		7/2005	Moss	
D496,927 S	*	10/2004	Johansson	D14/248	D507,564 S	*	7/2005	Thomsen	D14/248
D497,892 S		11/2004	Peng		D517,518 S	*	3/2006	Nakajima et al.	D14/138
D498,752 S		11/2004	Kagami et al.						

* cited by examiner

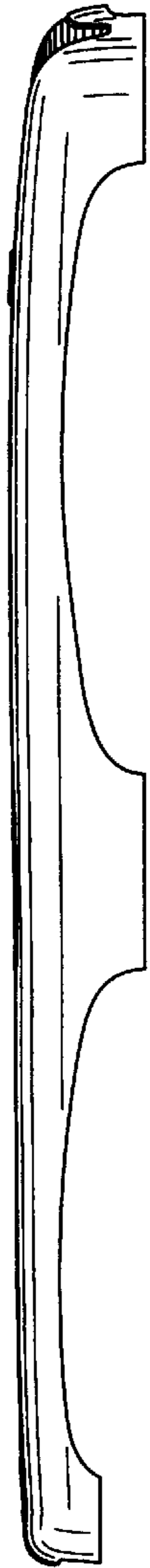
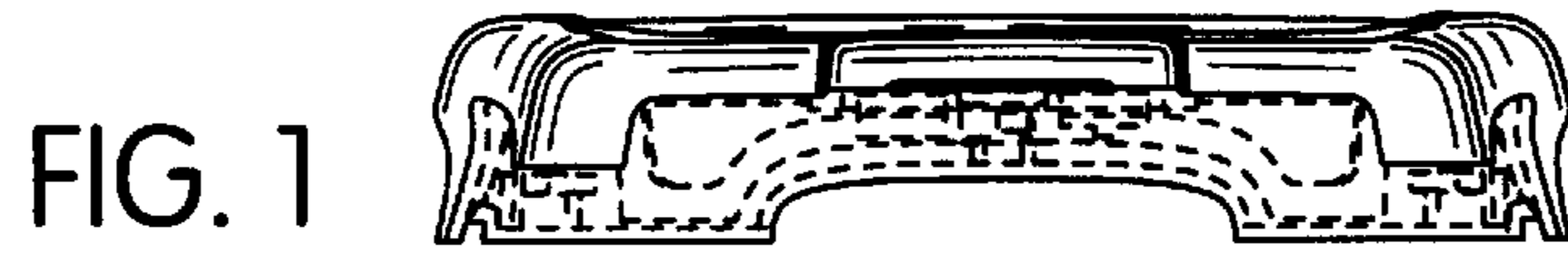


FIG. 2

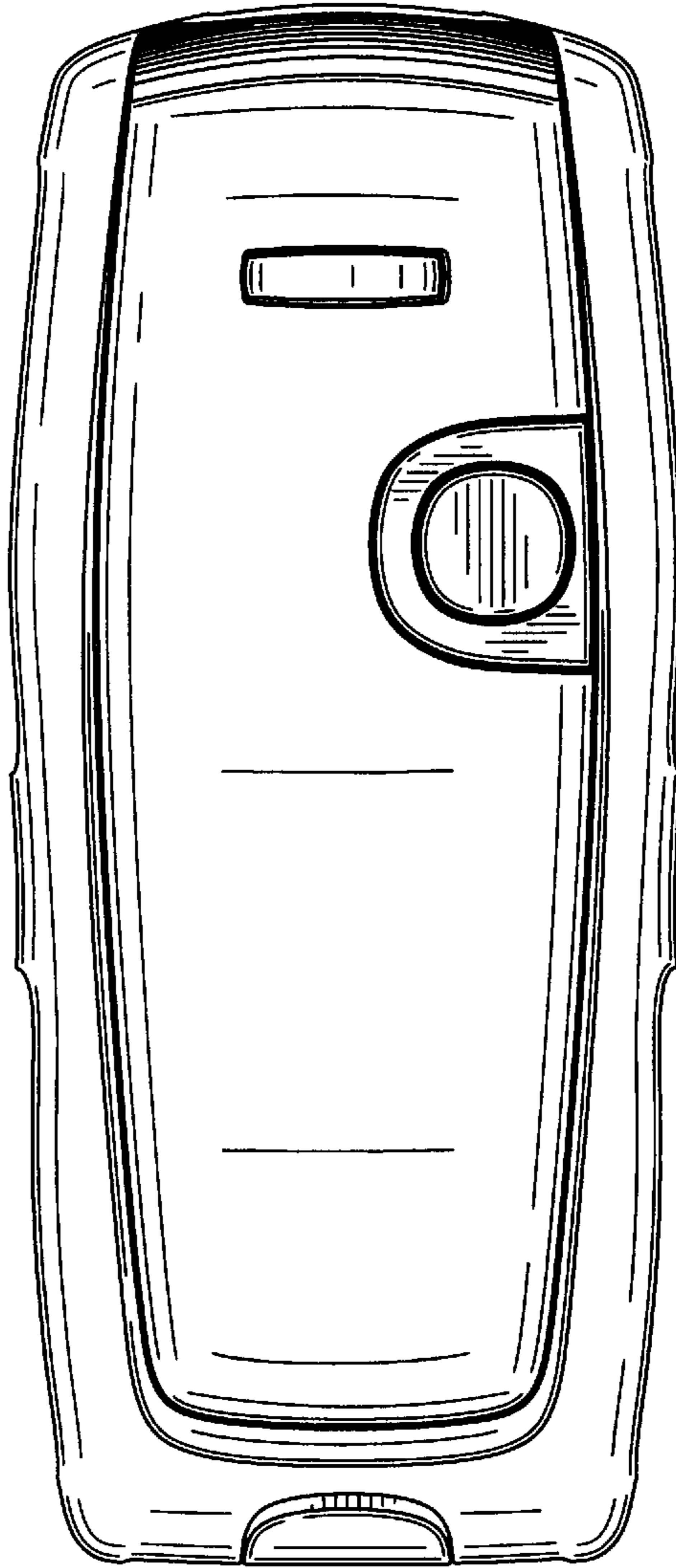


FIG. 3

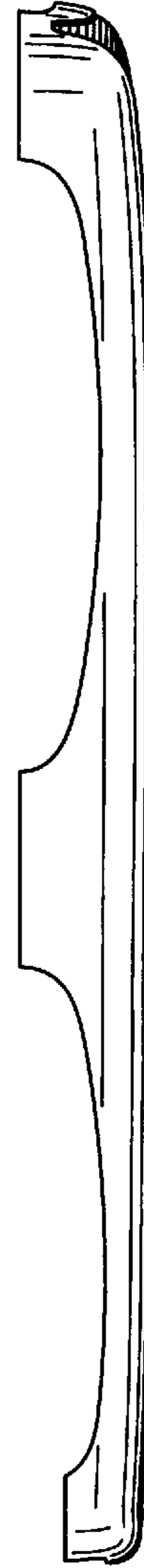


FIG. 4



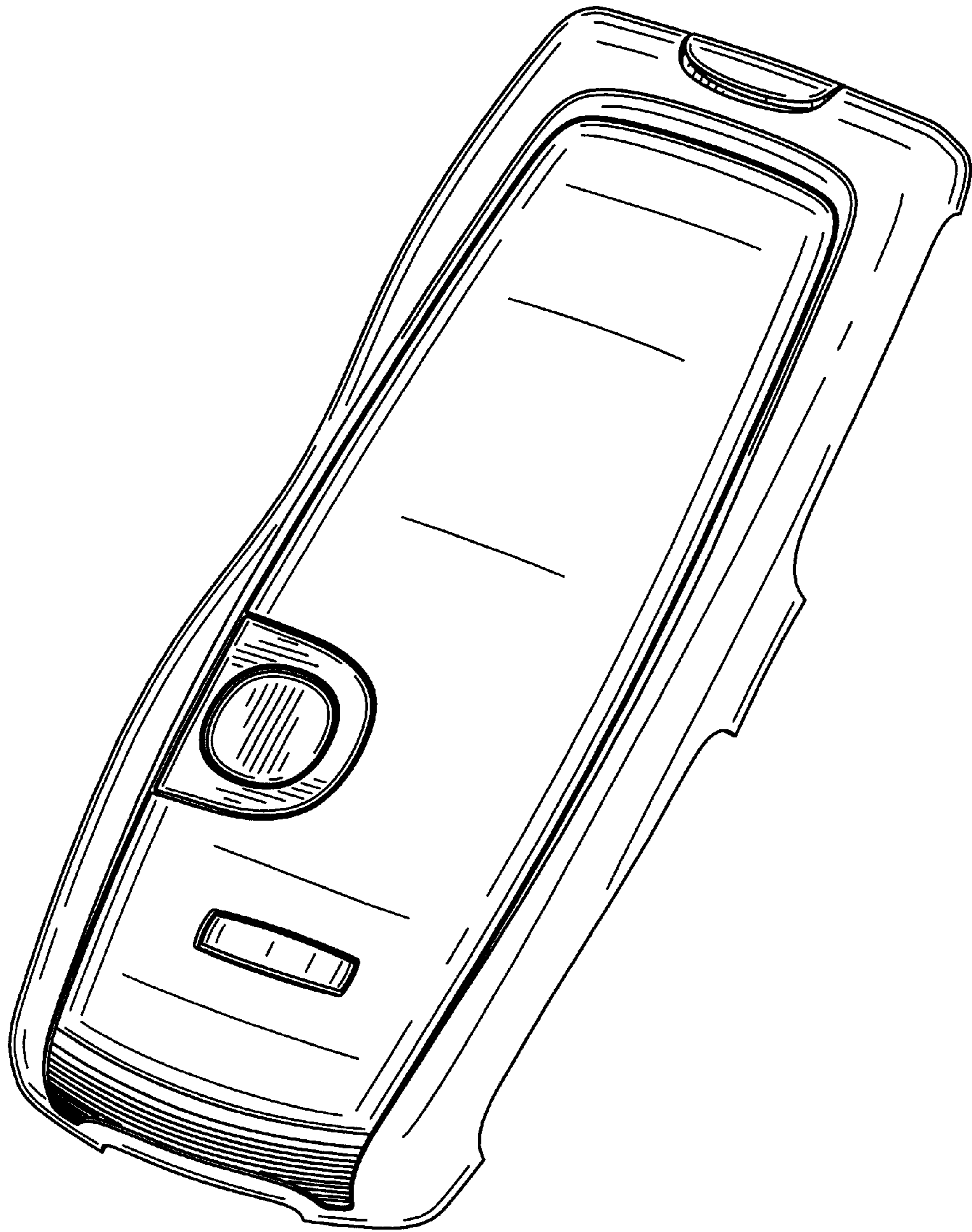


FIG. 6