



US00D539786S

(12) **United States Design Patent**
Lum et al.

(10) **Patent No.:** **US D539,786 S**

(45) **Date of Patent:** **** Apr. 3, 2007**

(54) **REMOTE CONTROL UNIT FOR AN INFORMATION TERMINAL DEVICE**

(75) Inventors: **Myk W. Lum**, Irvine, CA (US); **Adam C. Wade**, Rancho Santa Margarita, CA (US); **Robert L. Fletcher**, Pasadena, CA (US)

(73) Assignee: **WEM Technology Limited**, Hong Kong (HK)

(**) Term: **14 Years**

(21) Appl. No.: **29/245,003**

(22) Filed: **Dec. 16, 2005**

(51) **LOC (8) Cl.** **14-03**

(52) **U.S. Cl.** **D14/218; D13/168**

(58) **Field of Classification Search** 345/156, 345/168, 169, 173; 348/734; 455/92, 95, 455/100, 128, 151.1-151.4, 325-355; 463/39; 700/17, 19, 20, 281; 361/686; 713/320; D13/168; D10/104, 106; D14/218, 247; 340/825.22, 340/825.24, 825.25, 825.31, 825.36, 825.69, 340/825.71, 825.72; 341/20, 22, 23, 34, 173, 341/174, 176

See application file for complete search history.

(56) **References Cited**

U.S. PATENT DOCUMENTS

D448,757 S * 10/2001 Okubo D14/218

D492,665 S * 7/2004 Lee D14/218
6,771,250 B1 * 8/2004 Oh 345/156
6,944,782 B2 * 9/2005 von Mueller et al. 713/320
7,054,148 B2 * 5/2006 Chen et al. 361/683
2001/0034803 A1 * 10/2001 Sorek et al. 710/129
2003/0072133 A1 * 4/2003 Chuang 361/686

* cited by examiner

Primary Examiner—Selina Sikder

(74) *Attorney, Agent, or Firm*—Law Offices of Albert Wal-Kit Chan, LLC

(57) **CLAIM**

We claim the ornamental design for a remote control unit for an information terminal device, substantially as shown and described.

DESCRIPTION

FIG. 1 is a top view of a remote control unit for an information terminal device in accordance with the present design.

FIG. 2 is a front view of the remote control unit.

FIG. 3 is a left side view of the remote control unit.

FIG. 4 is a rear view of the remote control unit.

FIG. 5 is a front right perspective view of the remote control unit.

FIG. 6 is a rear right perspective view of the remote control unit; and,

FIG. 7 is a rear right perspective view of the remote control unit with a stand extended.

1 Claim, 6 Drawing Sheets

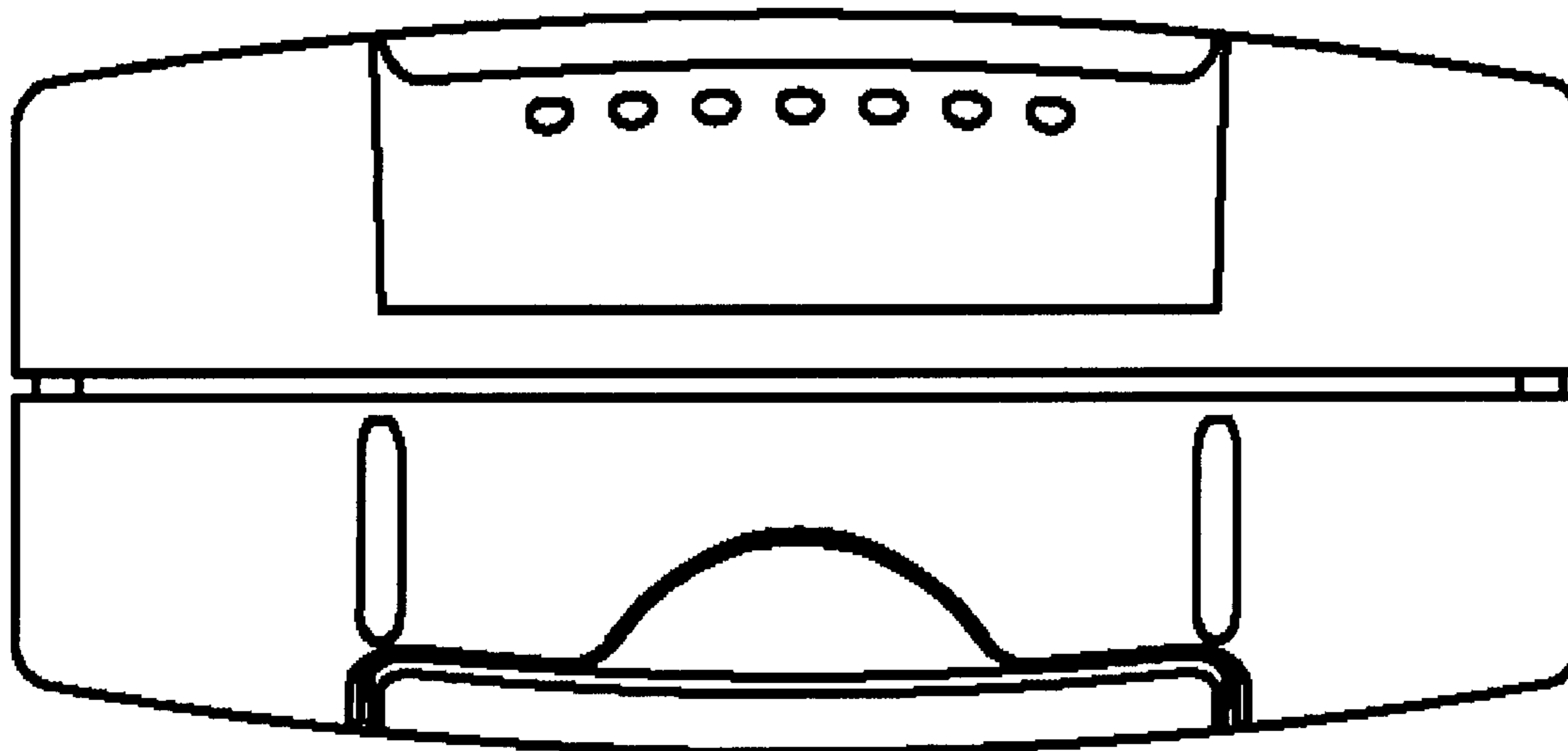


Figure 1

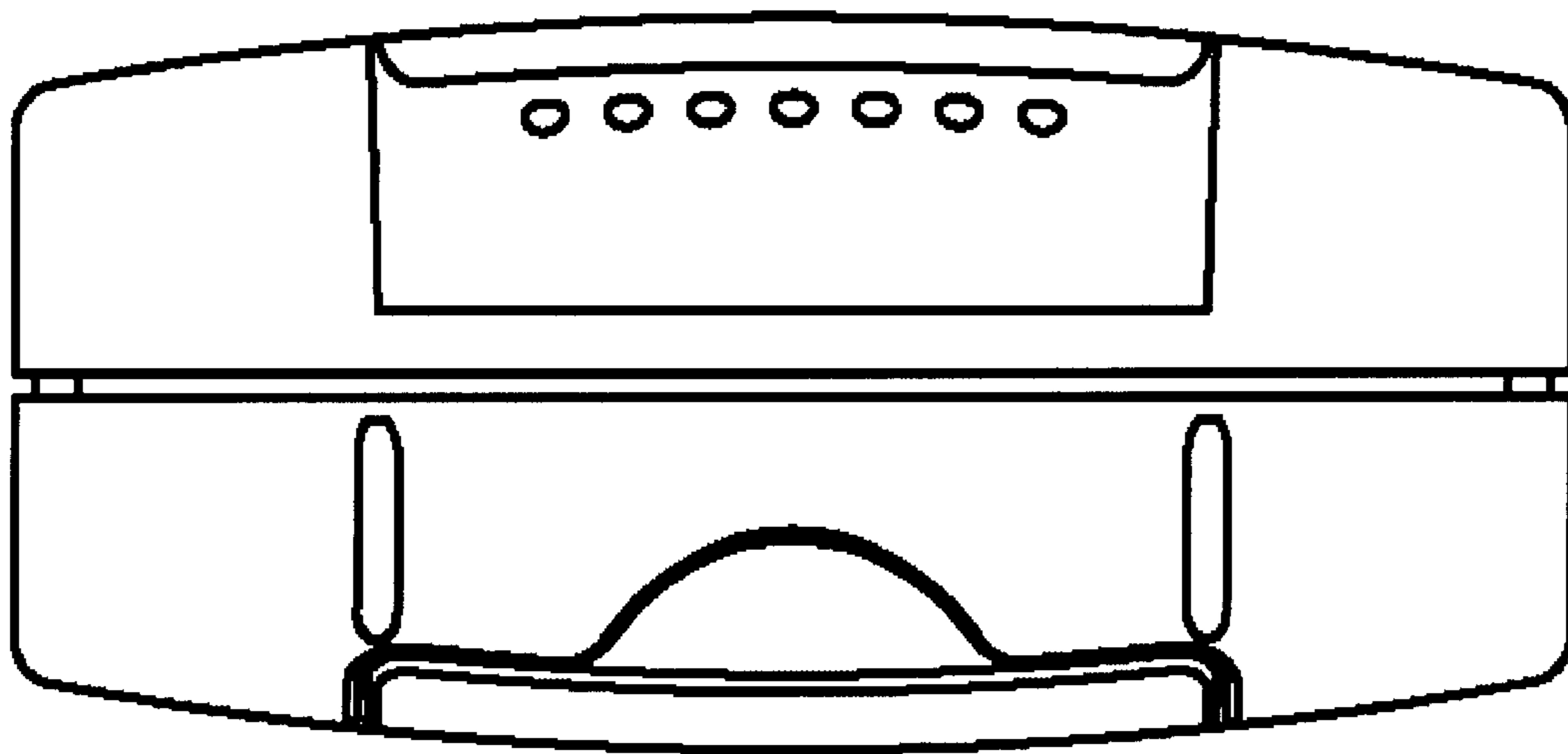


Figure 2

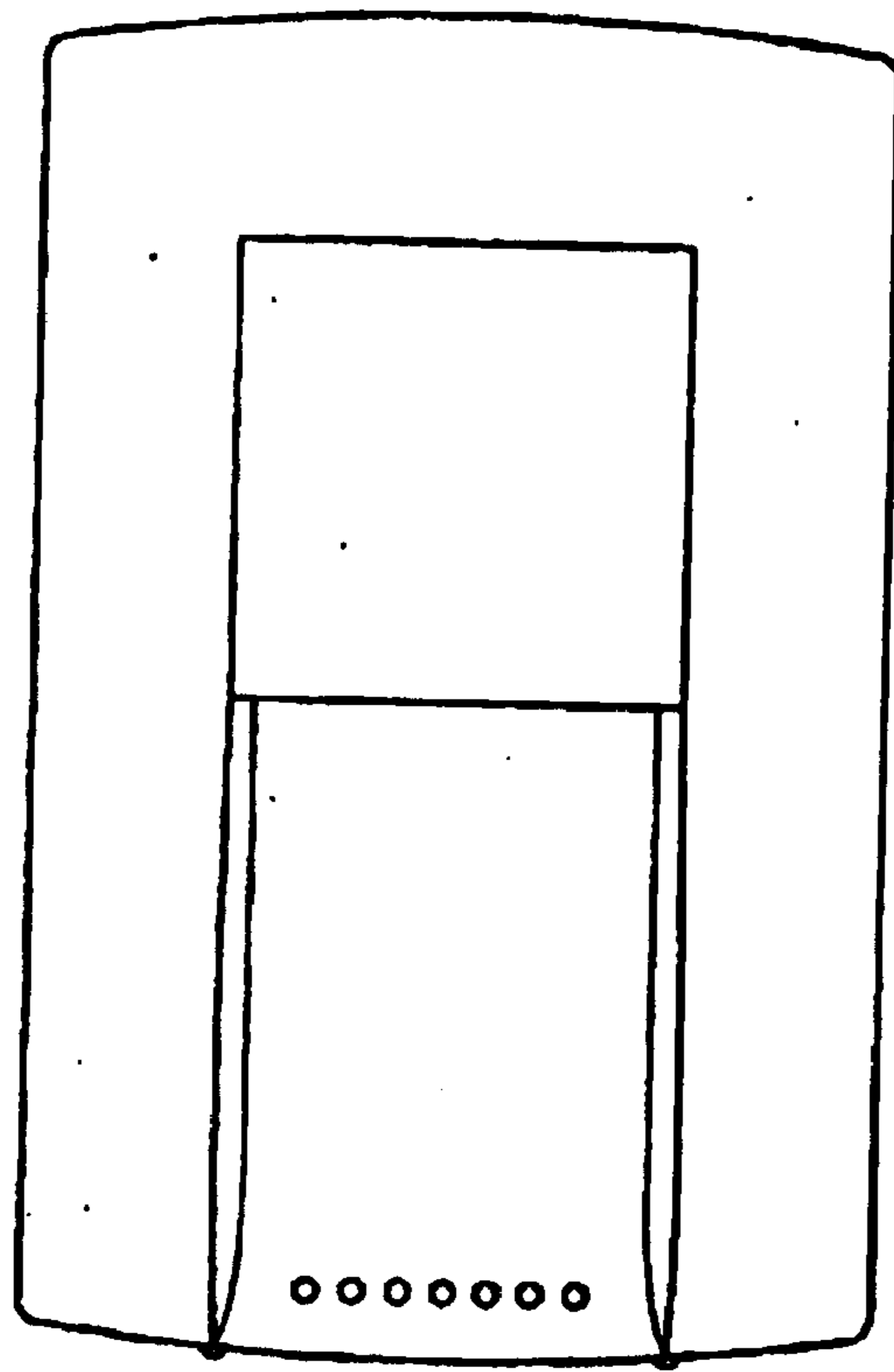


Figure 3



Figure 4

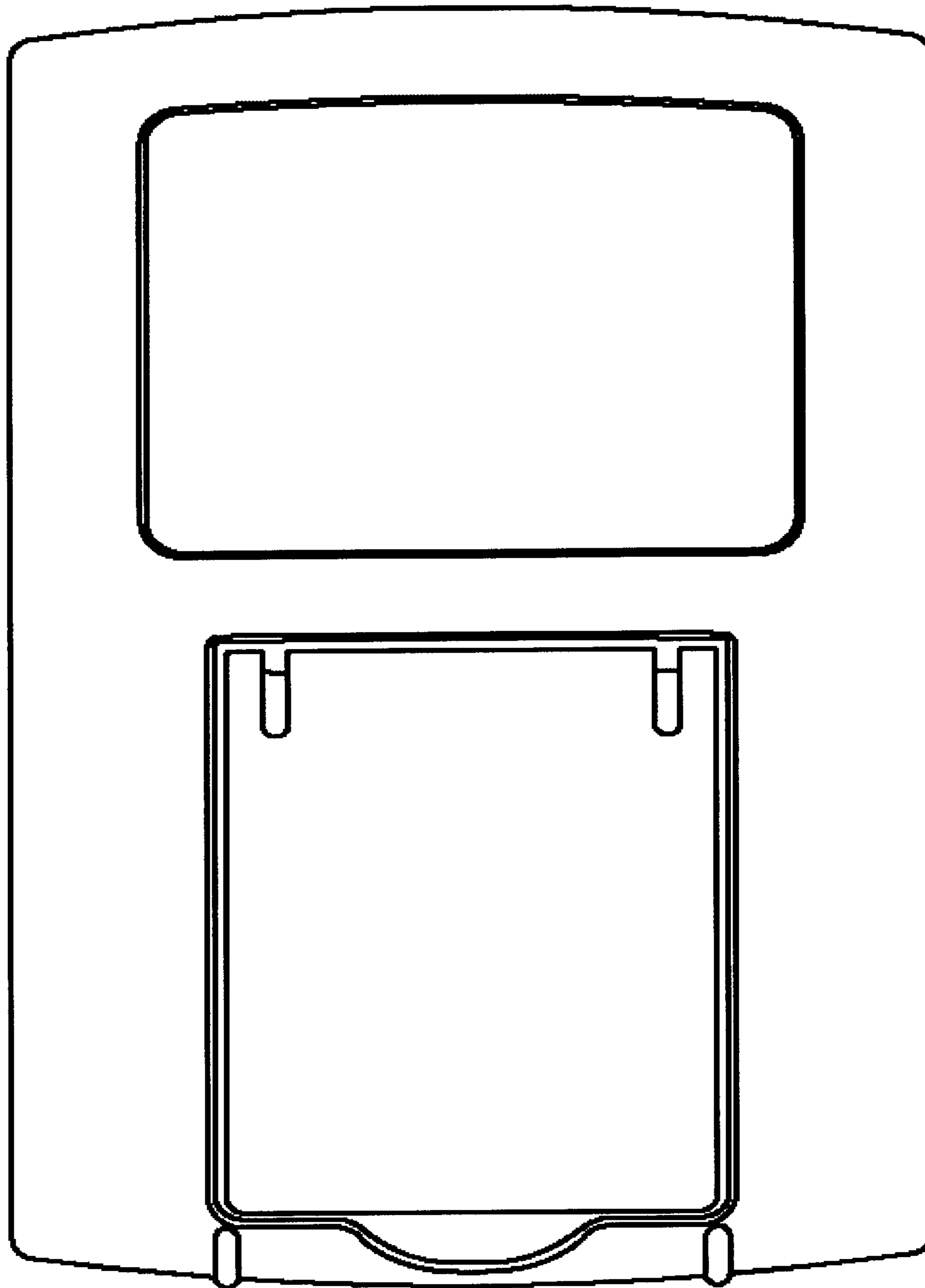


Figure 5




Figure 6

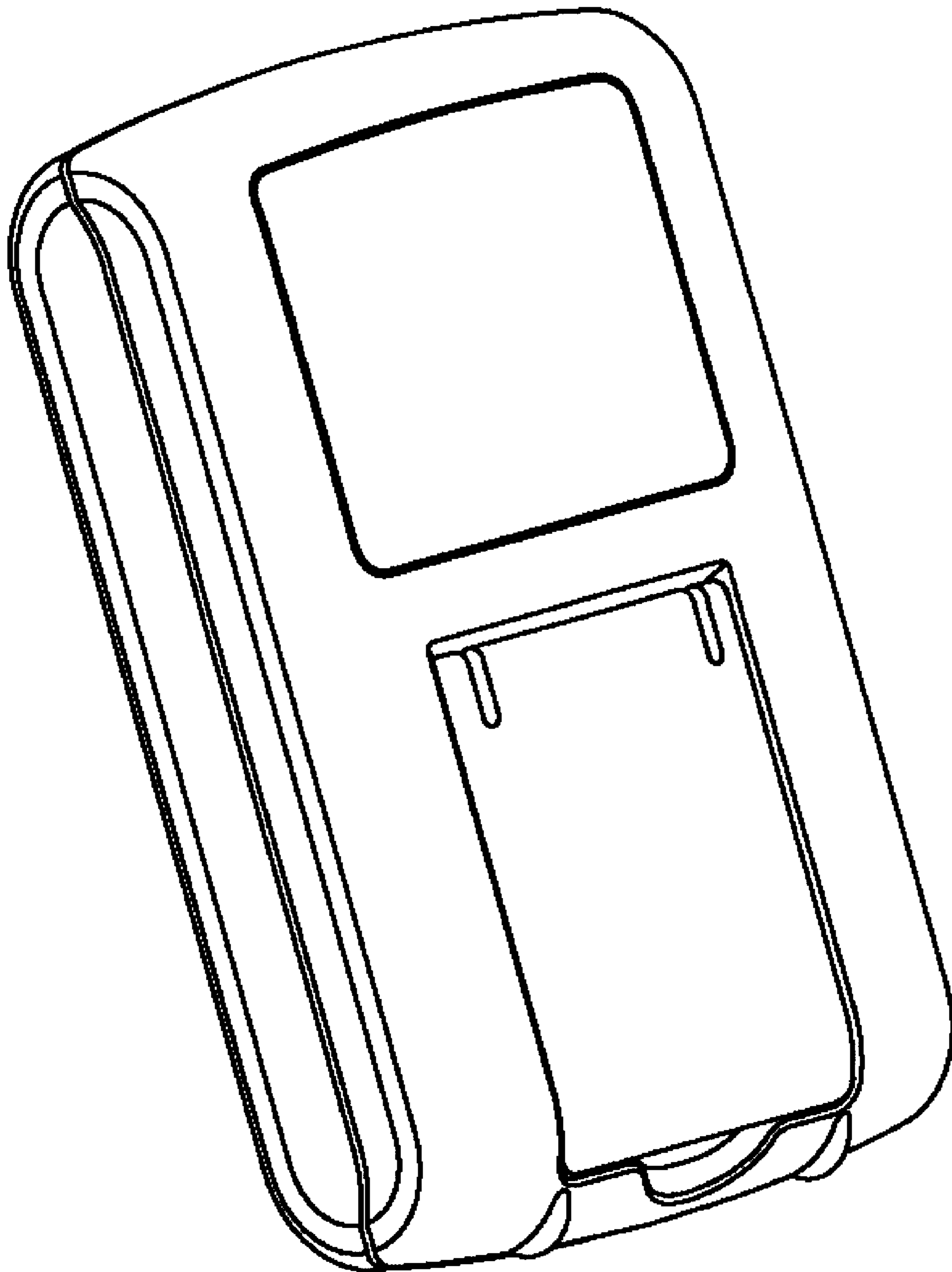


Figure 7

