



US00D539783S

(12) **United States Design Patent**
Rausch et al.

(10) **Patent No.:** **US D539,783 S**

(45) **Date of Patent:** **** Apr. 3, 2007**

(54) **COMMUNICATIONS HEADSET**

(75) Inventors: **Kevin Rausch**, Aptos, CA (US); **Matt Bentley**, Scotts Valley, CA (US)

(73) Assignee: **Plantronics, Inc.**, Santa Cruz, CA (US)

(**) Term: **14 Years**

(21) Appl. No.: **29/257,637**

(22) Filed: **Apr. 6, 2006**

(51) **LOC (8) Cl.** **14-01**

(52) **U.S. Cl.** **D14/205**

(58) **Field of Classification Search** D14/188,
D14/192, 205, 206, 223, 168; D24/173, 174;
181/129, 130, 135; 379/430, 433; 381/381,
381/379, 378, 377, 376, 374, 375, 315, 328
See application file for complete search history.

(56) **References Cited**

U.S. PATENT DOCUMENTS

D337,589 S	*	7/1993	Wada	D14/223
5,298,692 A	*	3/1994	Ikeda et al.	181/135
5,343,532 A	*	8/1994	Shugart, III	381/315
D357,921 S	*	5/1995	Ming-Chin	D14/223

D455,415 S	*	4/2002	Suzuki	D14/168
D468,300 S	*	1/2003	Boesen	D14/223
D475,694 S	*	6/2003	Bey et al.	D14/206
D498,227 S	*	11/2004	Dyer et al.	D14/205
D512,049 S	*	11/2005	Yang	D14/223
D512,990 S	*	12/2005	Yang	D14/223

* cited by examiner

Primary Examiner—Paula A. Greene

(57) **CLAIM**

The ornamental design for a communications headset, as shown and described.

DESCRIPTION

This application is related to U.S. design application Ser. No. 29/257,624 filed concurrently herewith.

FIG. 1 is a lower rear side perspective view of a communications headset showing our new design;

FIG. 2 is a top plan view thereof;

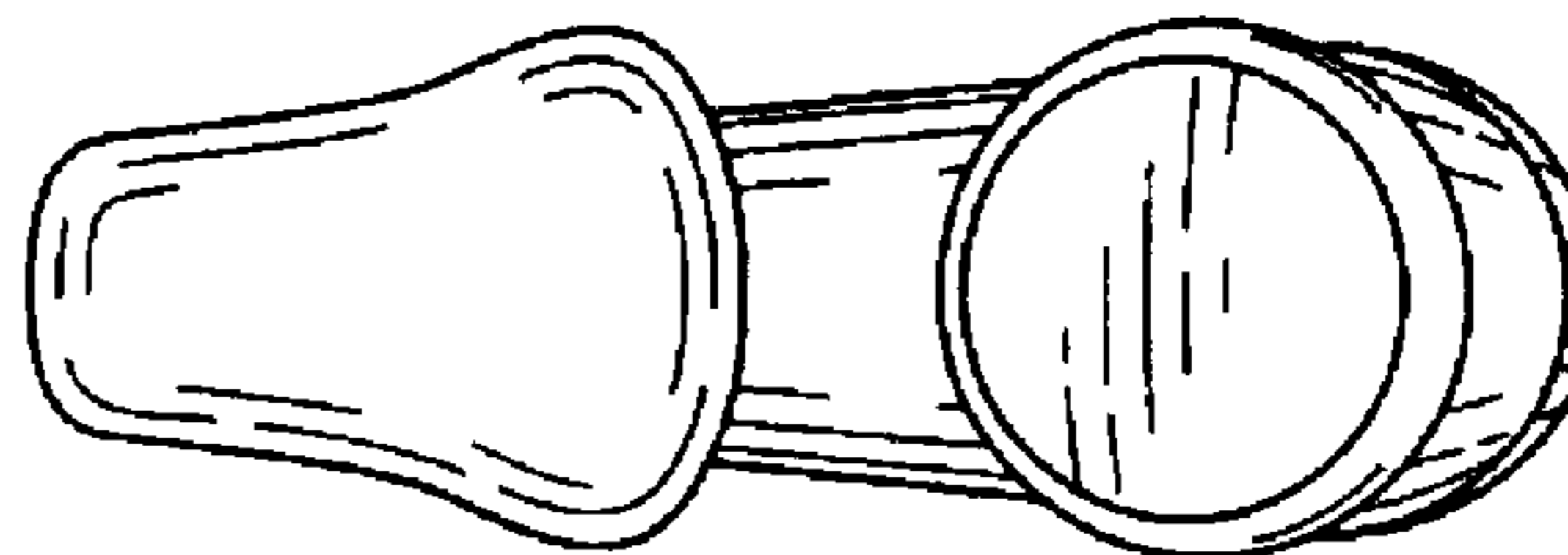

FIG. 3 is a bottom plan view thereof;

FIG. 4 is an elevation view of a first side thereof;

FIG. 5 is an elevation view of a second side thereof; and,

FIG. 6 is elevation of a third side opposite to the second side thereof.

1 Claim, 1 Drawing Sheet






FIG. 1




FIG. 2

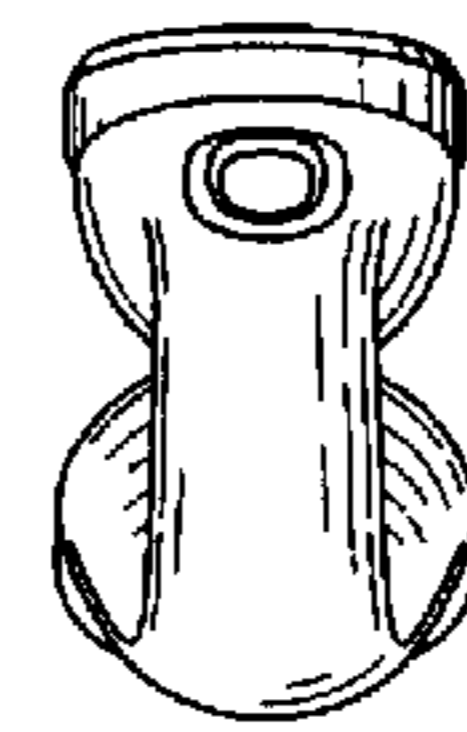


FIG. 3




FIG. 4

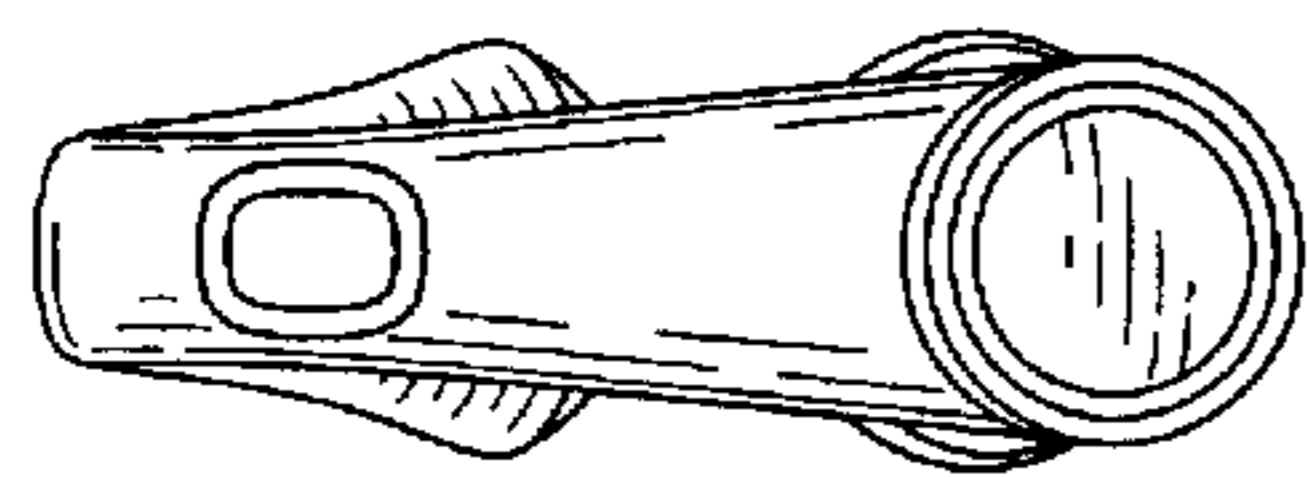


FIG. 5

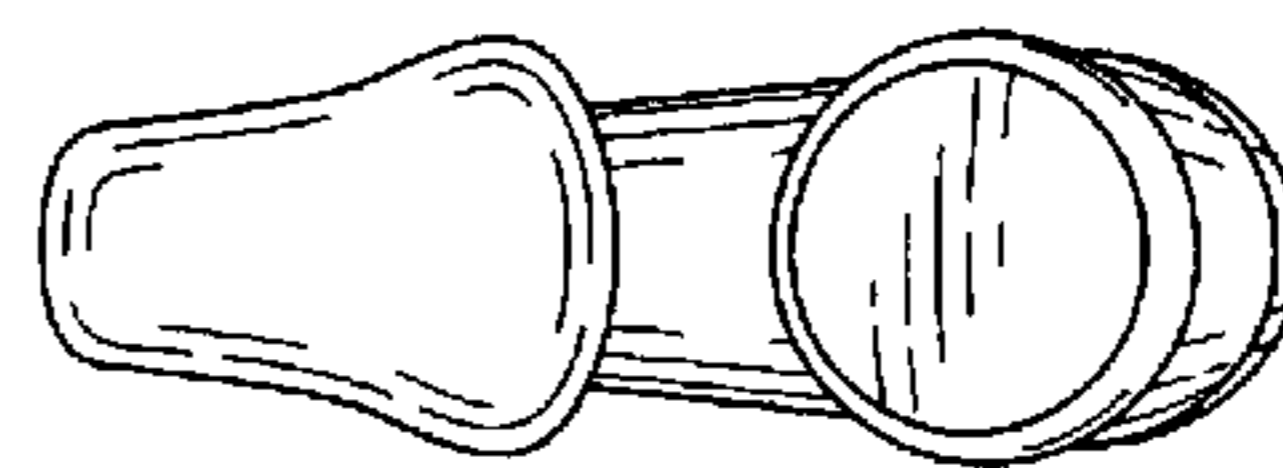


FIG. 6