



US00D539779S

(12) **United States Design Patent**
Miggels et al.

(10) **Patent No.:** **US D539,779 S**

(45) **Date of Patent:** **** Apr. 3, 2007**

(54) **ENHANCED WIRELESS TELEPHONE
HANDSET**

(75) Inventors: **Stephen G. Miggels**, Wyckoff, NJ (US); **Michael Zambelli**, Basking Ridge, NJ (US); **In Young Jang**, Ridgefield, NJ (US); **Mitchell T. Silver**, Broomfield, CO (US); **Jeff L. Simpson**, Fort Collins, CO (US); **David Borostyan**, Erie, CO (US)

(73) Assignee: **SpectraLink, Corp.**, Boulder, CO (US)

(**) Term: **14 Years**

(21) Appl. No.: **29/256,819**

(22) Filed: **Mar. 24, 2006**

(51) **LOC (8) Cl.** **14-03**

(52) **U.S. Cl.** **D14/147**

(58) **Field of Classification Search** D14/137-138, D14/147-148, 247-248; 345/161; 379/433.01, 379/433.06, 440; 455/550.1, 90.1

See application file for complete search history.

(56) **References Cited**

U.S. PATENT DOCUMENTS

D386,492 S	*	11/1997	Yamaguchi	D14/138
D388,784 S		1/1998	Phillips et al.		
D397,689 S	*	9/1998	Harris et al.	D14/138
D412,901 S	*	8/1999	Desbarats et al.	D14/138
D417,213 S	*	11/1999	Meyer	D14/138
D433,397 S	*	11/2000	Ogawa	D14/138
D456,377 S	*	4/2002	Miyazawa et al.	D14/138
D458,251 S		6/2002	Vuolteenaho et al.		
D459,328 S	*	6/2002	Kurimoto	D14/138

D460,057 S	*	7/2002	Hunt	D14/138
D477,582 S	*	7/2003	Muenschler et al.	D14/147
D494,560 S	*	8/2004	Santos et al.	D14/138
D497,890 S	*	11/2004	Chien	D14/138
2003/0083023 A1	*	5/2003	Chang et al.	455/90
2004/0203490 A1	*	10/2004	Kaplan	455/90.1

FOREIGN PATENT DOCUMENTS

WO	DM/050409	*	3/1999
WO	DM/051580	*	6/1999
WO	DM/058071	*	1/2001

OTHER PUBLICATIONS

“Link WTS”, 1 p including photo, [online], <URL:http://www.spectralink.com/consumer/products/index.jsp>, site visited Sep. 28, 2006, date not found on Internet Archive WayBackMachine.*

* cited by examiner

Primary Examiner—Ian Simmons
Assistant Examiner—Carla Jobe Wright

(74) *Attorney, Agent, or Firm*—Robert C. Schuler

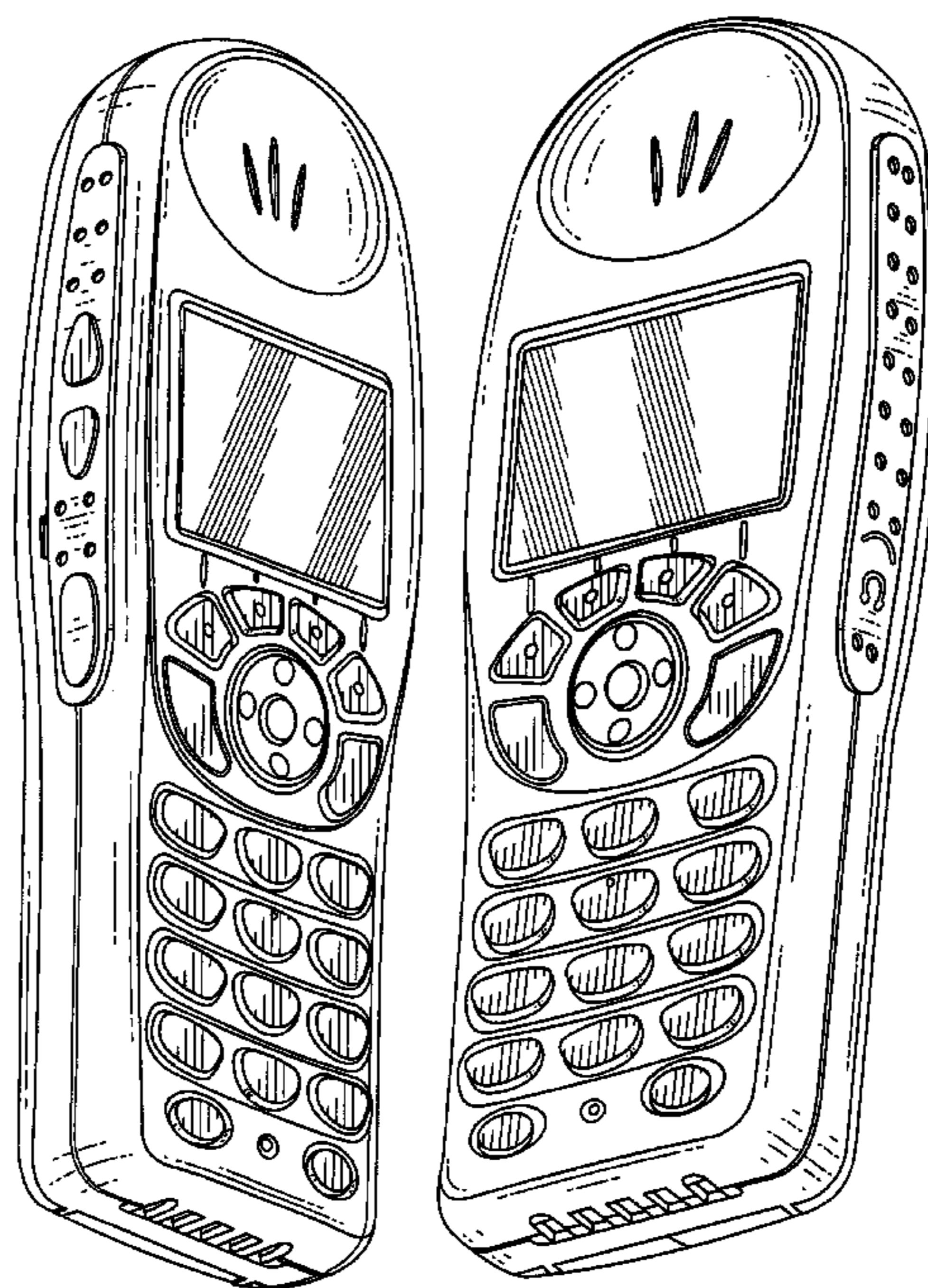
(57) **CLAIM**

The ornamental design for an enhanced wireless telephone handset, as shown and described.

DESCRIPTION

The enhanced wireless telephone handset is used for communication in a wireless LAN environment. FIG. 1 is a front, left and bottom side perspective view of our enhanced wireless telephone handset; and, FIG. 2 is a front, right and bottom side perspective view of our enhanced wireless telephone handset.

1 Claim, 2 Drawing Sheets



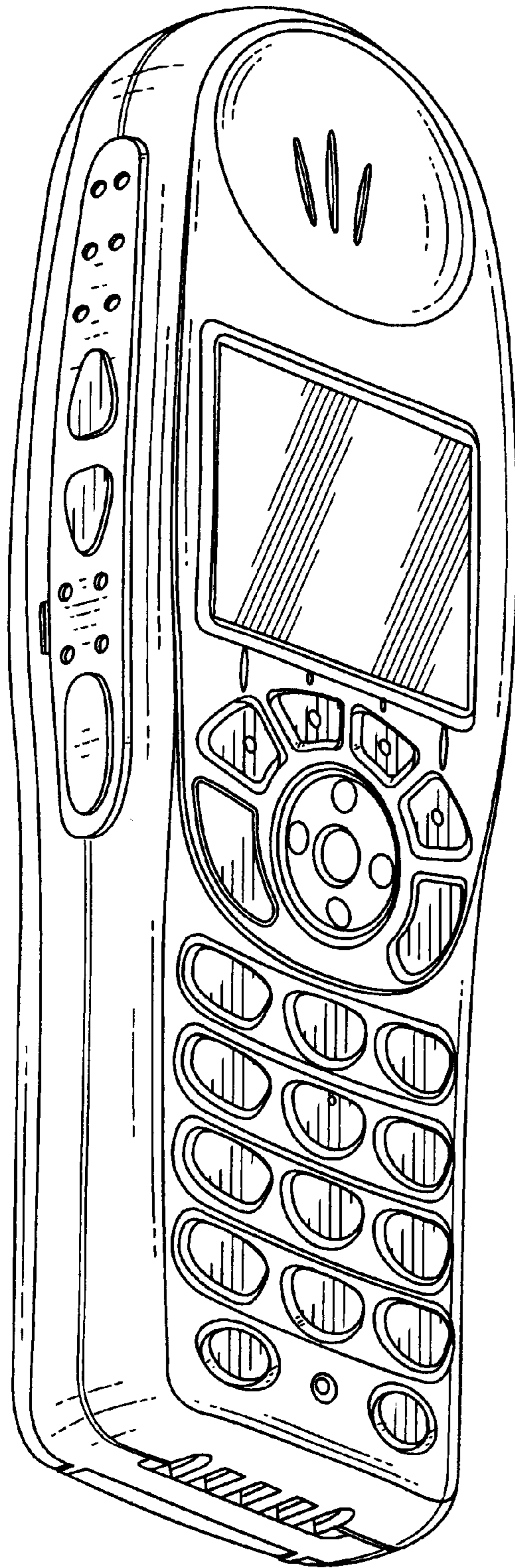


FIG. 1




FIG. 2