



US00D539778S

(12) **United States Design Patent**
Yeh et al.

(10) **Patent No.:** **US D539,778 S**

(45) **Date of Patent:** **** Apr. 3, 2007**

(54) **MOBILE PHONE**

(75) Inventors: **Guo-Liang Yeh**, Tu-Cheng (TW);
Po-Tsung Huang, Tu-Cheng (TW);
Tzu-Cheng Yu, Tu-Cheng (TW)

(73) Assignee: **Sutech Trading Limited**, Tortola (VG)

(**) Term: **14 Years**

(21) Appl. No.: **29/255,523**

(22) Filed: **Mar. 8, 2006**

(30) **Foreign Application Priority Data**

Sep. 23, 2005 (TW) 94305715

(51) **LOC (8) Cl.** **14-03**

(52) **U.S. Cl.** **D14/138**

(58) **Field of Classification Search** D14/341-347,
D14/138, 137, 147, 218, 496; 455/575.1,
455/575.3, 575.4, 90.3, 556.1, 556.2; 379/433.01-433.13;
361/814; 348/14.02

See application file for complete search history.

(56) **References Cited**

U.S. PATENT DOCUMENTS

D485,819 S	*	1/2004	Ahlgren	D14/138
D488,789 S	*	4/2004	Lee	D14/138
D492,657 S	*	7/2004	Jensfelt	D14/138
D496,642 S	*	9/2004	Harries et al.	D14/138
D502,160 S	*	2/2005	Chen et al.	D14/138
D508,902 S	*	8/2005	Lee et al.	D14/138
D513,741 S	*	1/2006	Jensfelt	D14/138
D515,532 S	*	2/2006	Shintani	D14/138
D515,533 S	*	2/2006	Yano	D14/138
D515,541 S	*	2/2006	Jensfelt	D14/138
D515,543 S	*	2/2006	Shintani	D14/138

D524,782 S	*	7/2006	Sun et al.	D14/138
D525,229 S	*	7/2006	Friesen et al.	D14/138

OTHER PUBLICATIONS

Sony Ericsson K790 pictures, announced Feb. 2006, [online], [retrieved on Oct. 3, 2006]. Retrieved from Internet, <URL: http://www.gsmarena.com>.*

Sony Ericsson K800 pictures, announced Feb. 2006, [online], [retrieved on Oct. 3, 2006]. Retrieved from Internet, <URL:http://www.gsmarena.com>.*

Sagem MY 800X, announced Mar. 2006, [online], [retrieved on Oct. 3, 2006]. Retrieved from Internet, <URL:http://www.gsmarena.com>.*

Nokia 6708 pictures, announced 1st quarter 2005, [online], [retrieved on Oct. 3, 2006]. Retrieved from Internet, <URL:http://gsmarena.com>.*

* cited by examiner

Primary Examiner—Jeffrey Asch

Assistant Examiner—Bridget L. Eland

(74) *Attorney, Agent, or Firm*—Jeffrey T. Knapp

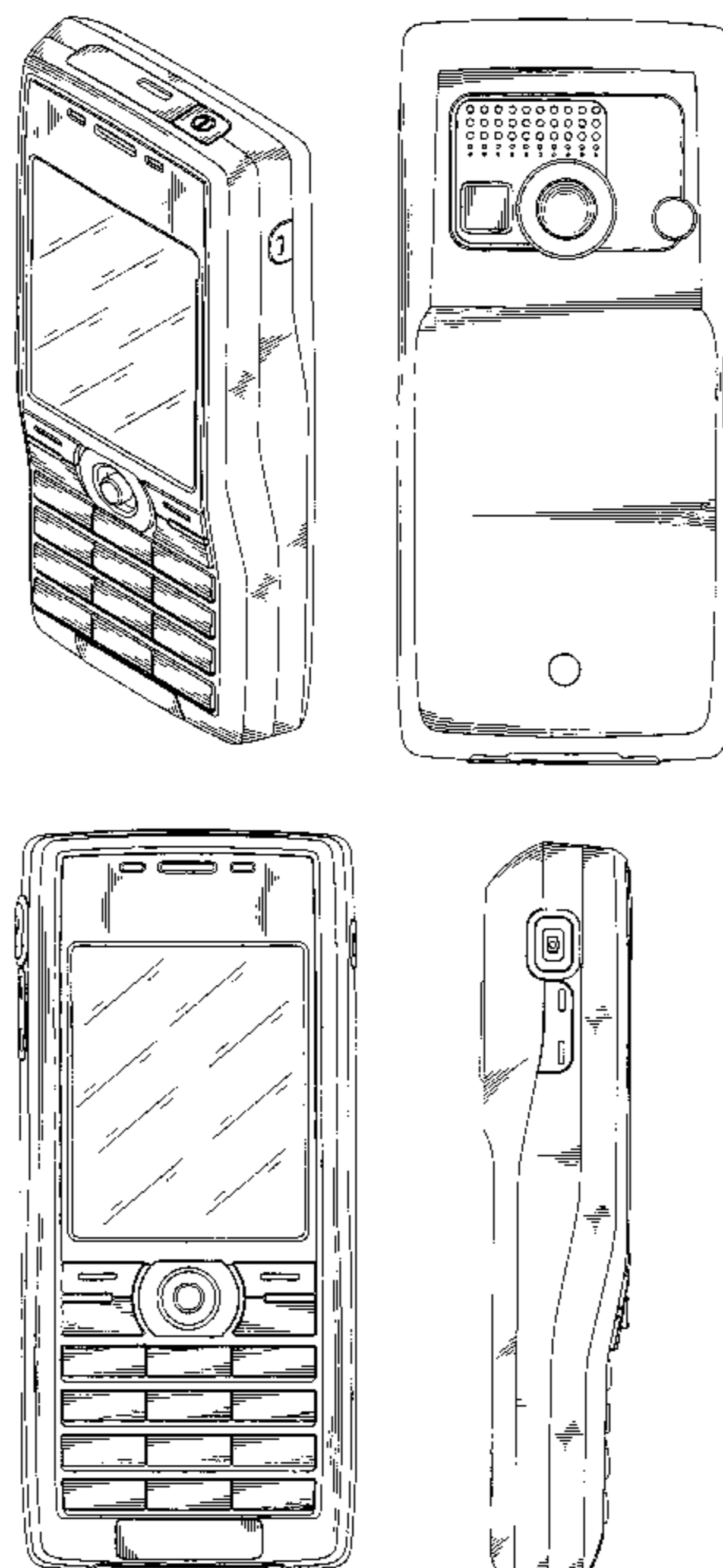
(57) **CLAIM**

The ornamental design for a mobile phone, as shown and described.

DESCRIPTION

FIG. 1 is a perspective view of a mobile phone showing our new design;
FIG. 2 is a front elevational view thereof;
FIG. 3 is a rear elevational view thereof;
FIG. 4 is a left side elevational view thereof;
FIG. 5 is a right side elevational view thereof;
FIG. 6 is a top plan view thereof; and,
FIG. 7 is a bottom plan view thereof.

1 Claim, 5 Drawing Sheets



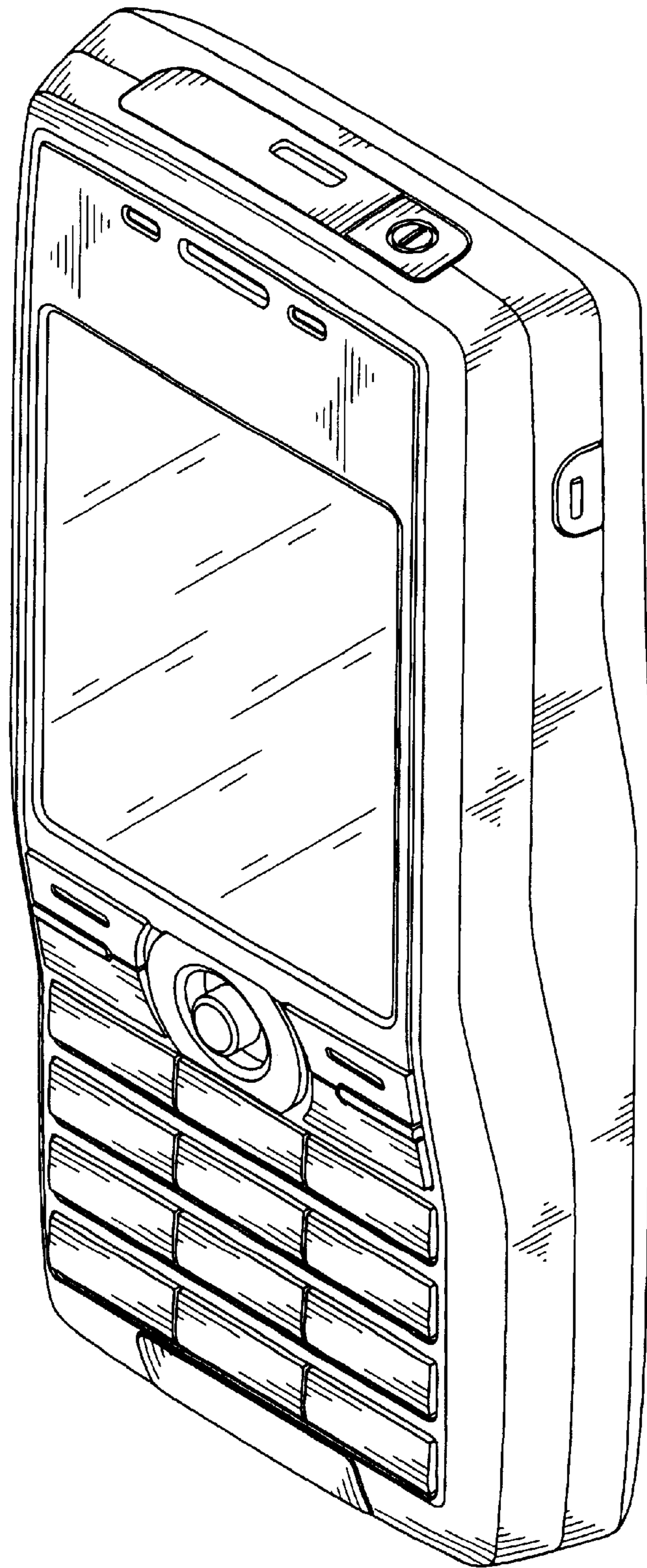


FIG. 1




FIG. 2




FIG. 3

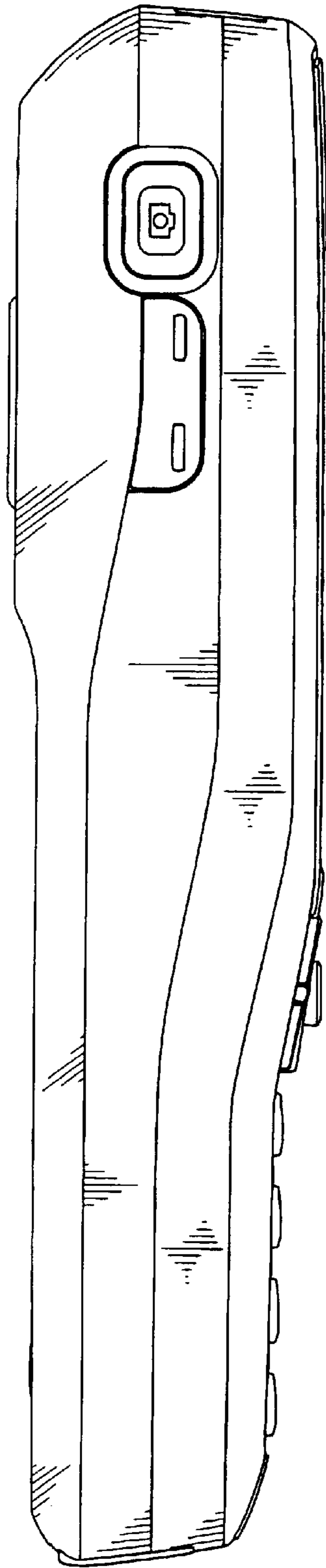


FIG. 4

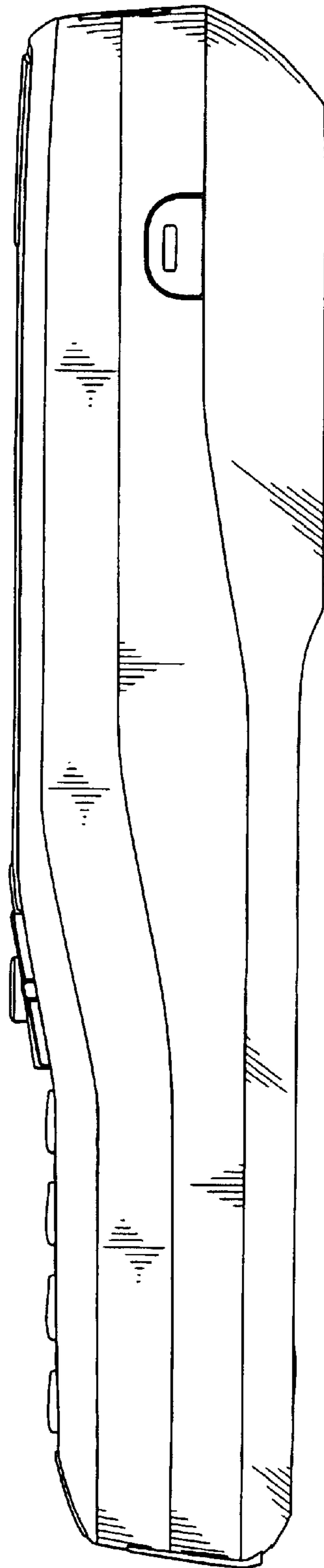


FIG. 5

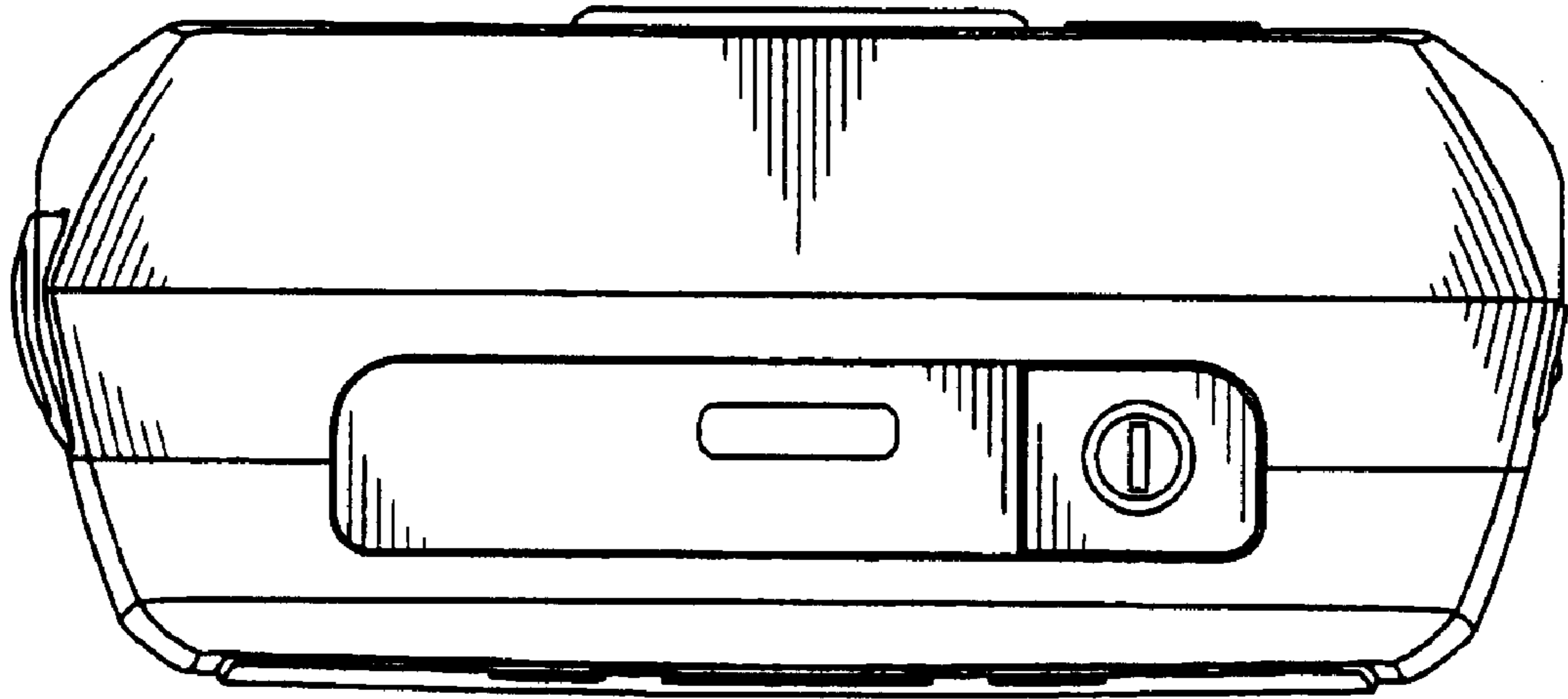


FIG. 6

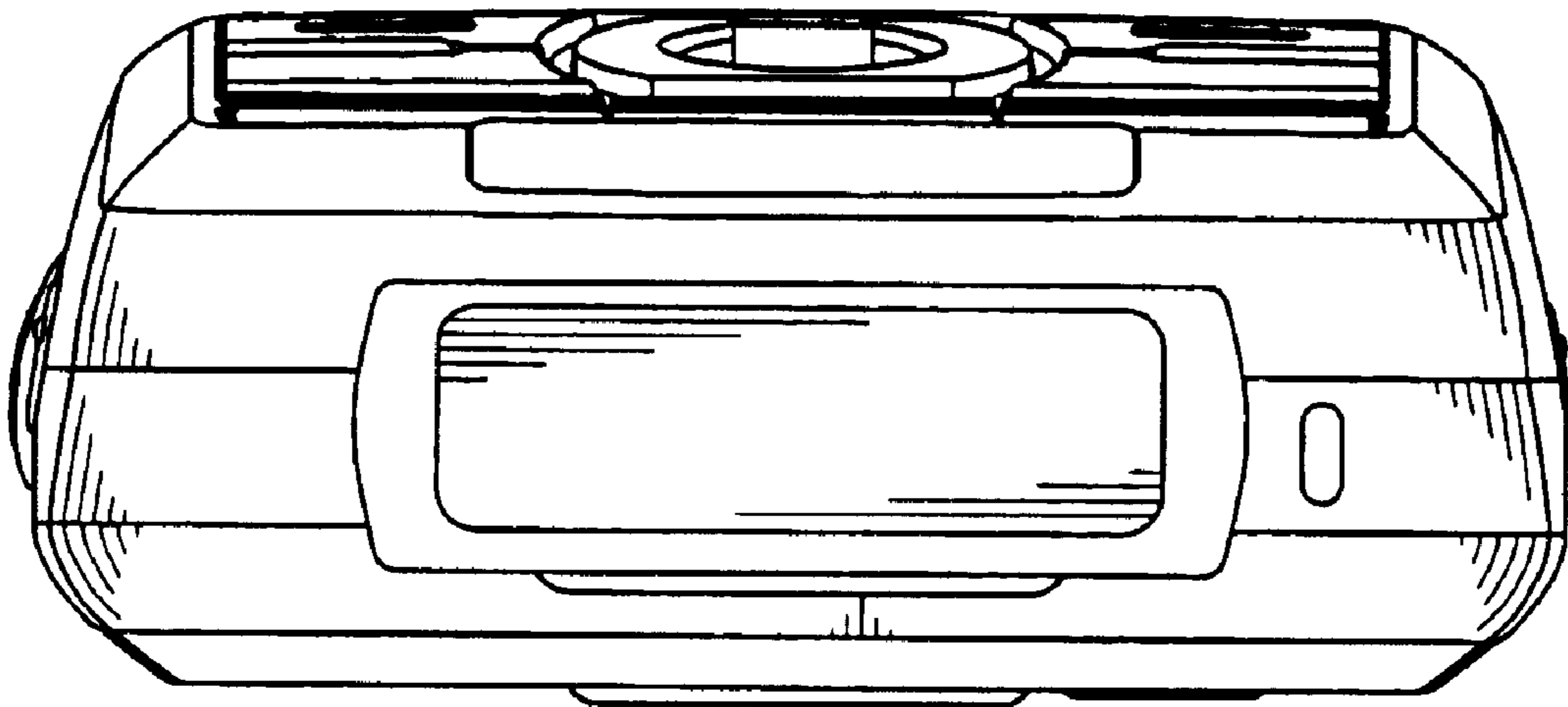


FIG. 7