



US00D539754S

(12) **United States Design Patent**
Makwinski et al.

(10) **Patent No.:** **US D539,754 S**

(45) **Date of Patent:** **** Apr. 3, 2007**

(54) **L-SHAPED RACEWAY COVER**

(75) Inventors: **Mark Makwinski**, Cromwell, CT (US);
Richard R. Picard, West Hartford, CT
(US); **Jeffery Hemingway**, Burlington,
CT (US); **Shawn Stempinski**,
Wethersfield, CT (US)

(73) Assignee: **The Wiremold Company**, West
Hartford, CT (US)

(**) Term: **14 Years**

(21) Appl. No.: **29/230,218**

(22) Filed: **May 18, 2005**

(51) **LOC (8) Cl.** **13-03**

(52) **U.S. Cl.** **D13/155; D13/139.2**

(58) **Field of Classification Search** D13/139.2,
D13/154–156, 173, 184; D8/356; D25/119,
D25/124; 174/5 R, 481, 504, 66, 68.1, 68.3,
174/72 R, 72 C, 75 R, 82, 95–97, 480, 495;
52/287.1–288.1, 220.1, 220.7; 439/216; 138/92,
138/95, 100, 111, 162, 166, 168
See application file for complete search history.

(56) **References Cited**

U.S. PATENT DOCUMENTS

D110,435 S	*	7/1938	Lowry	D25/119
D131,024 S	*	1/1942	O'Brien	D13/139.2
D131,026 S	*	1/1942	O'Brien	D13/139.2
D223,819 S	*	6/1972	Edwards	D12/401
D232,910 S	*	9/1974	Duperrex	D8/377
D269,968 S	*	8/1983	Rodriguez Moura	D13/155
D318,738 S	*	7/1991	Clodfelter, Sr.	D25/119
D355,161 S	*	2/1995	Bodnar	D13/146
D402,062 S	*	12/1998	Leonelli	D25/125
D430,543 S	*	9/2000	Rohder	D13/155
6,362,420 B1		3/2002	Bacouelle et al.	174/48
D484,469 S		12/2003	Thibault	D13/184
D486,130 S		2/2004	Thibault	D13/184

7,049,508 B2	*	5/2006	Bushey et al.	174/481
2002/0117313 A1	*	8/2002	Spencer	174/5 R
2006/0207793 A1	*	9/2006	Stempinski	174/481

FOREIGN PATENT DOCUMENTS

JP 2005229775 8/2005

* cited by examiner

Primary Examiner—Alan P. Douglas

Assistant Examiner—Rosemary K. Tarcza

(74) *Attorney, Agent, or Firm*—McCormick, Paulding &
Huber LLP

(57) **CLAIM**

The ornamental design for an L-shaped raceway cover, as
shown and described.

DESCRIPTION

FIG. 1 is a perspective view, showing my new design and
illustrating the L-shaped raceway cover of the present inven-
tion, the phantom line portions forming no part of the
claimed design.

FIG. 2 is a right hand side view of the L-shaped raceway
cover illustrated in FIG. 1 with the left hand side view being
a mirror image thereof.

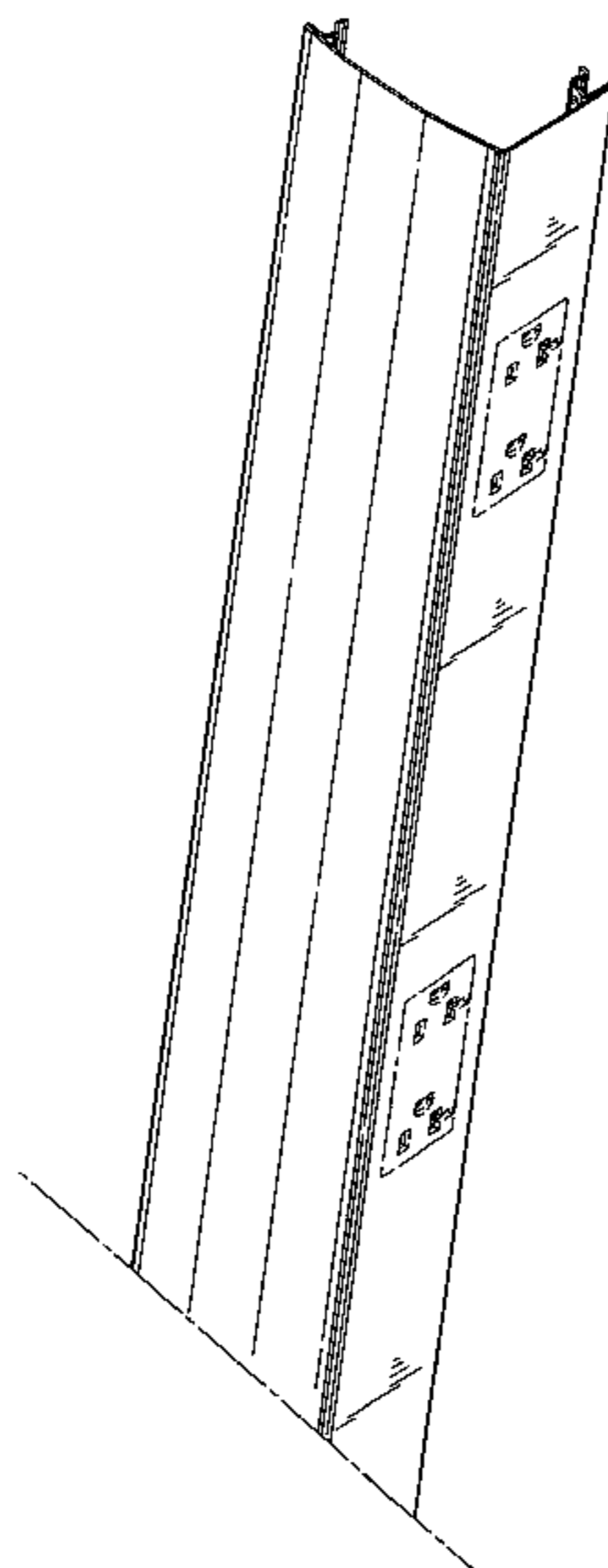
FIG. 3 is a front elevational view of the L-shaped raceway
cover illustrated in FIGS. 1 and 2, fragmented for conven-
ience of illustration.

FIG. 4 is a rear elevational view of the L-shaped raceway
cover illustrated in FIGS. 1–3, fragmented for convenience
of illustration.

FIG. 5 is a top plan view of the L-shaped raceway cover
illustrated in FIGS. 1–4, fragmented for convenience of
illustration, the phantom line portions forming no part of the
design; and,

FIG. 6 is a bottom view of the L-shaped raceway cover
illustrated in FIGS. 1–5, the phantom line portions forming
no part of the design.

1 Claim, 5 Drawing Sheets



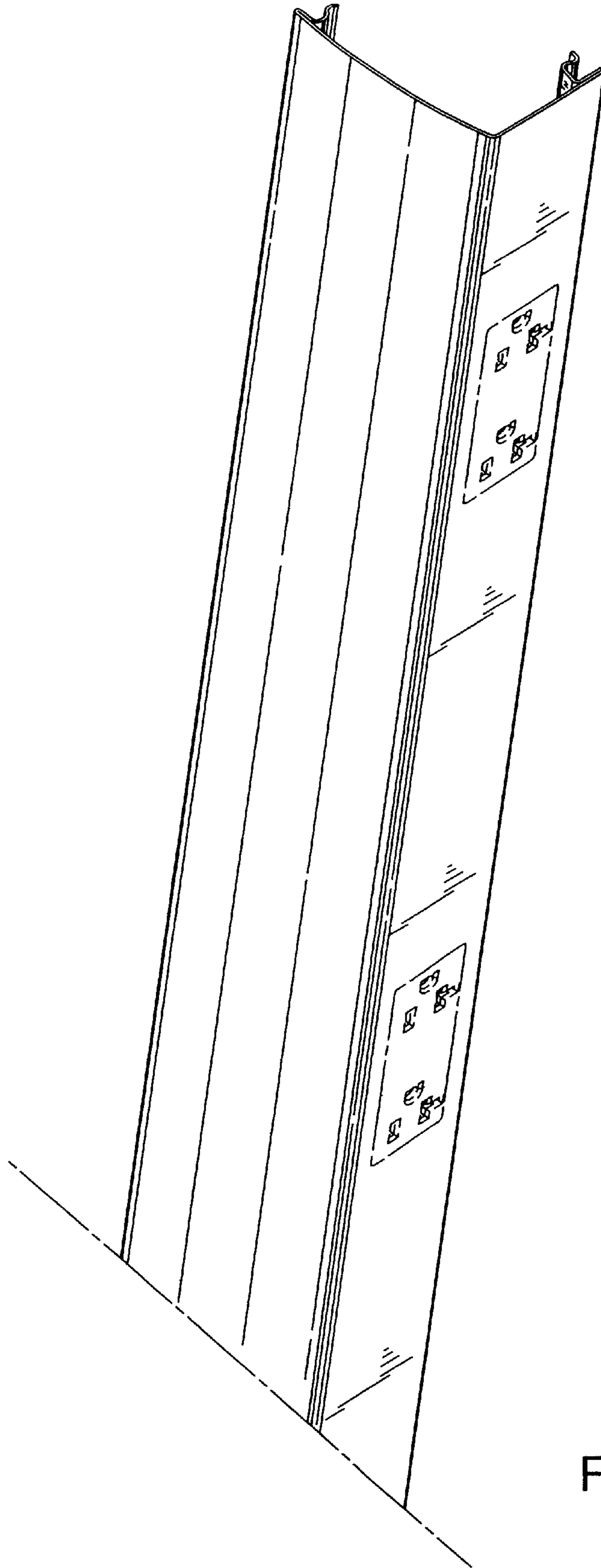


FIG. 1

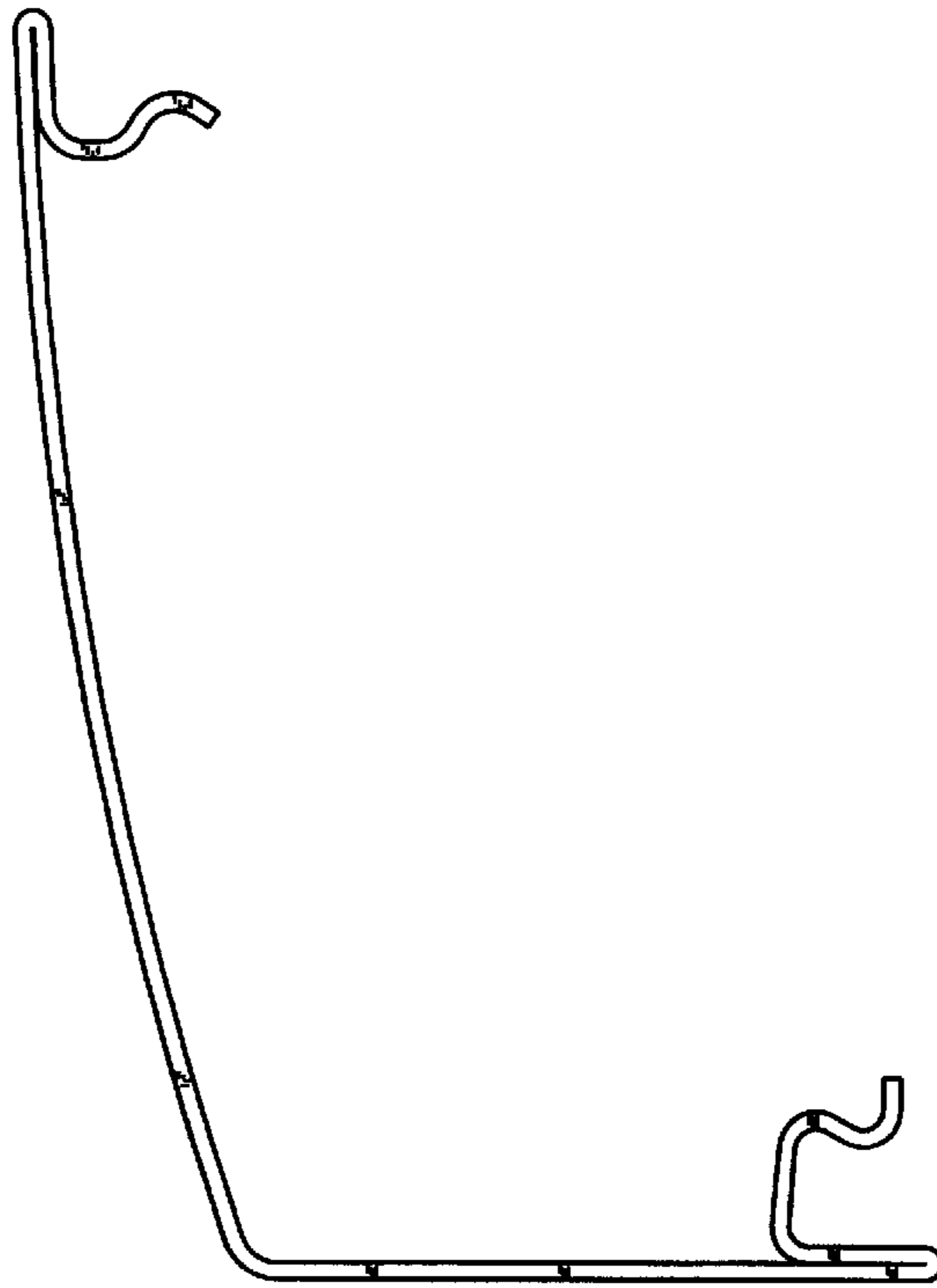


FIG. 2

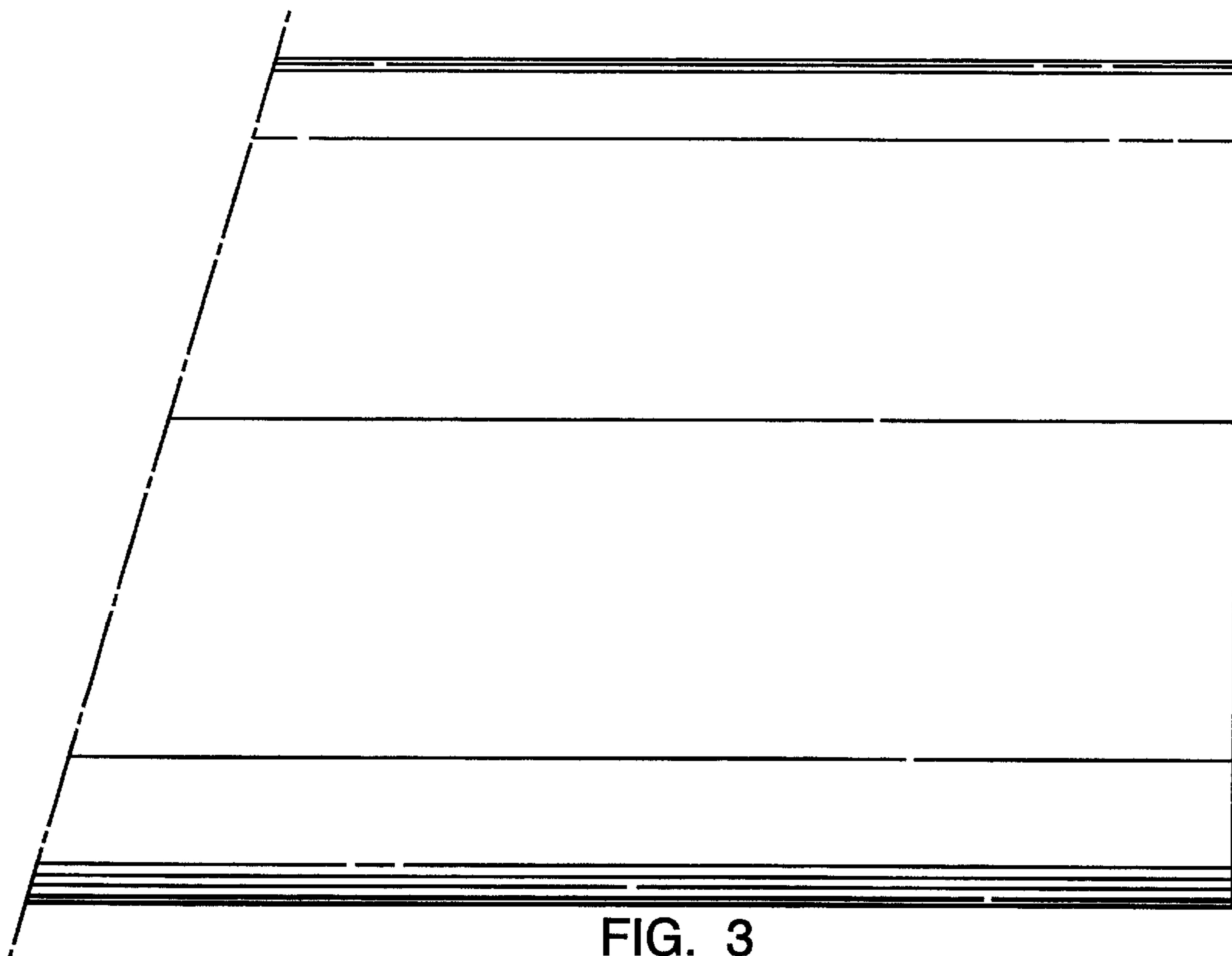


FIG. 3

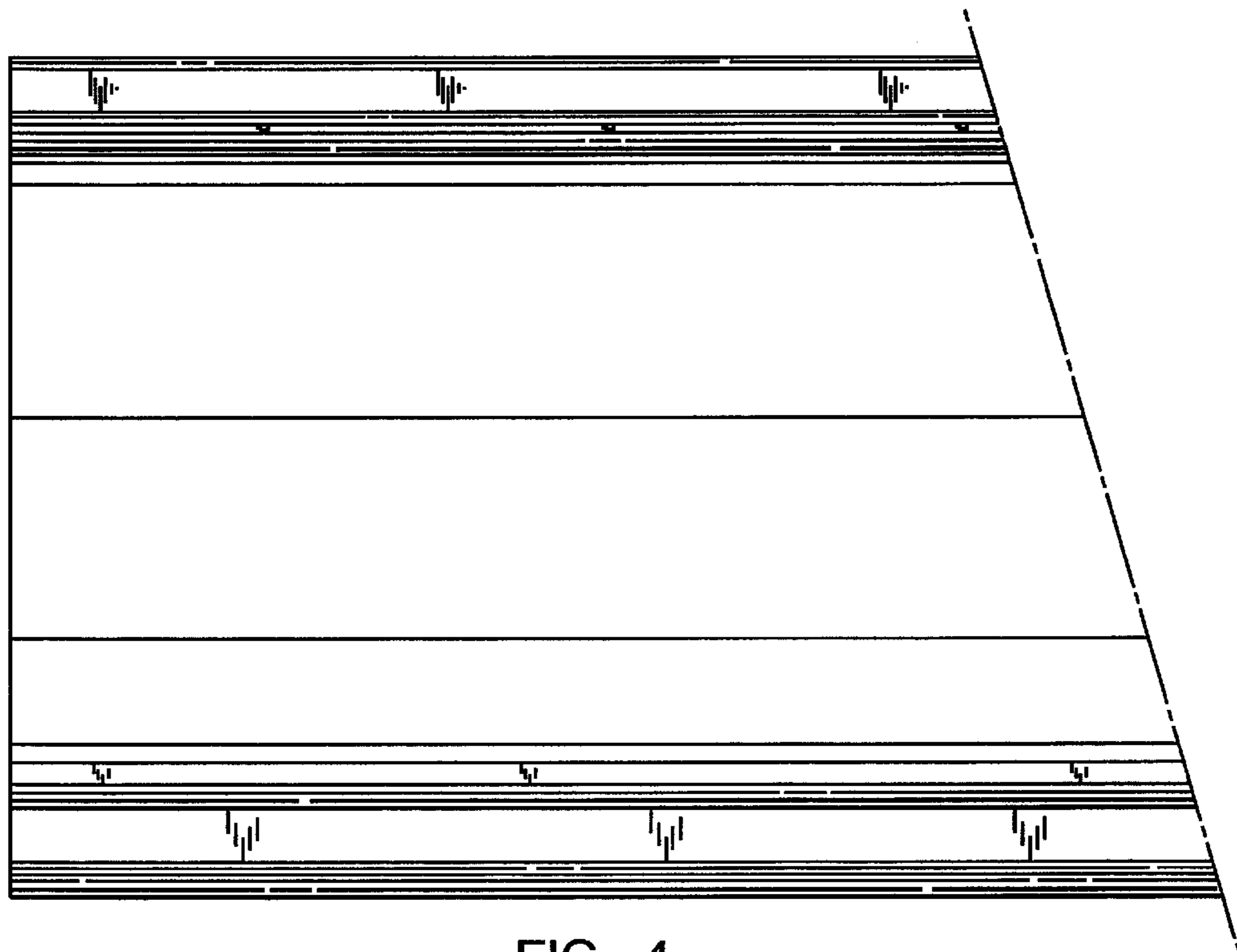


FIG. 4

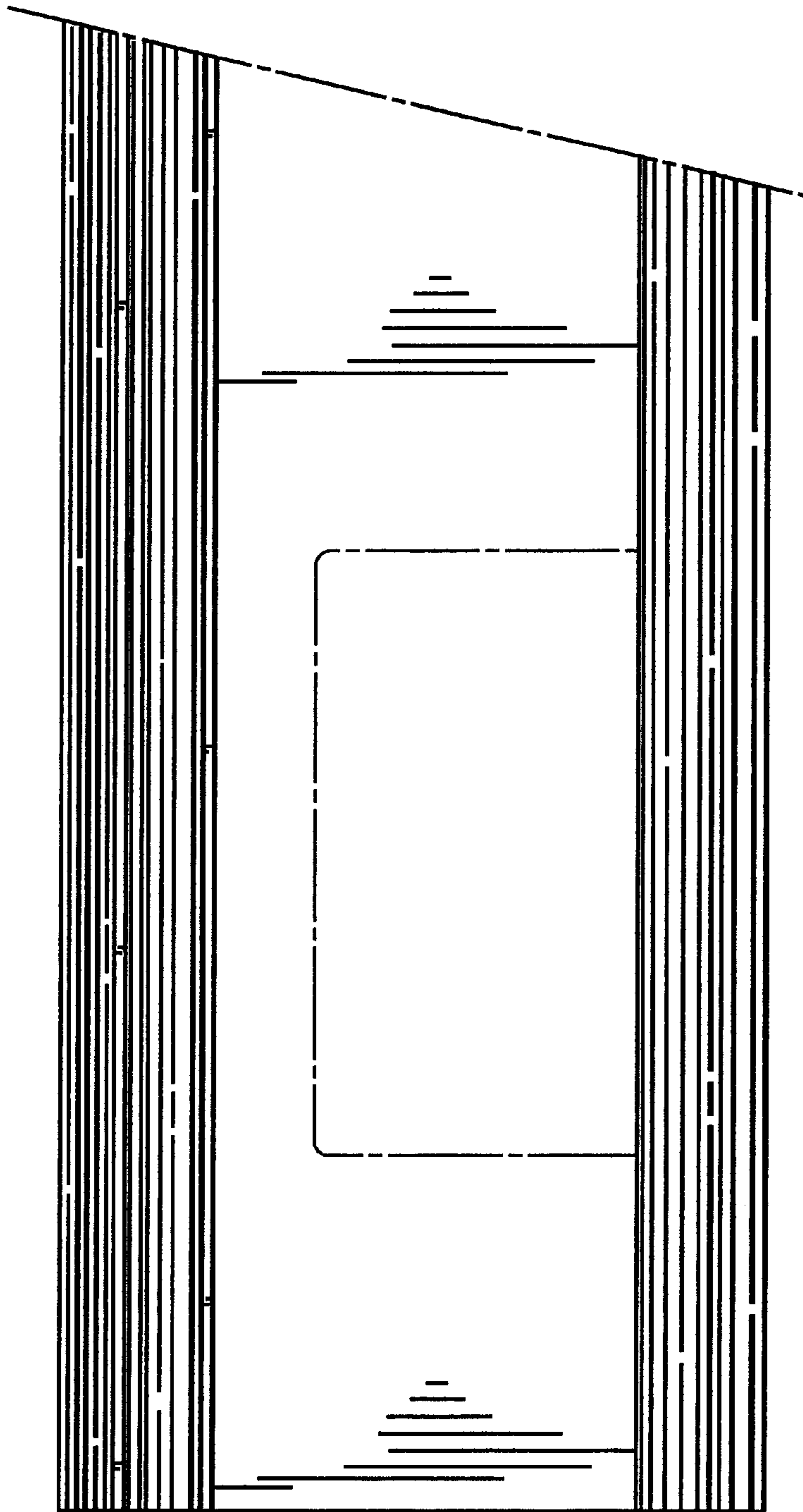


FIG. 5

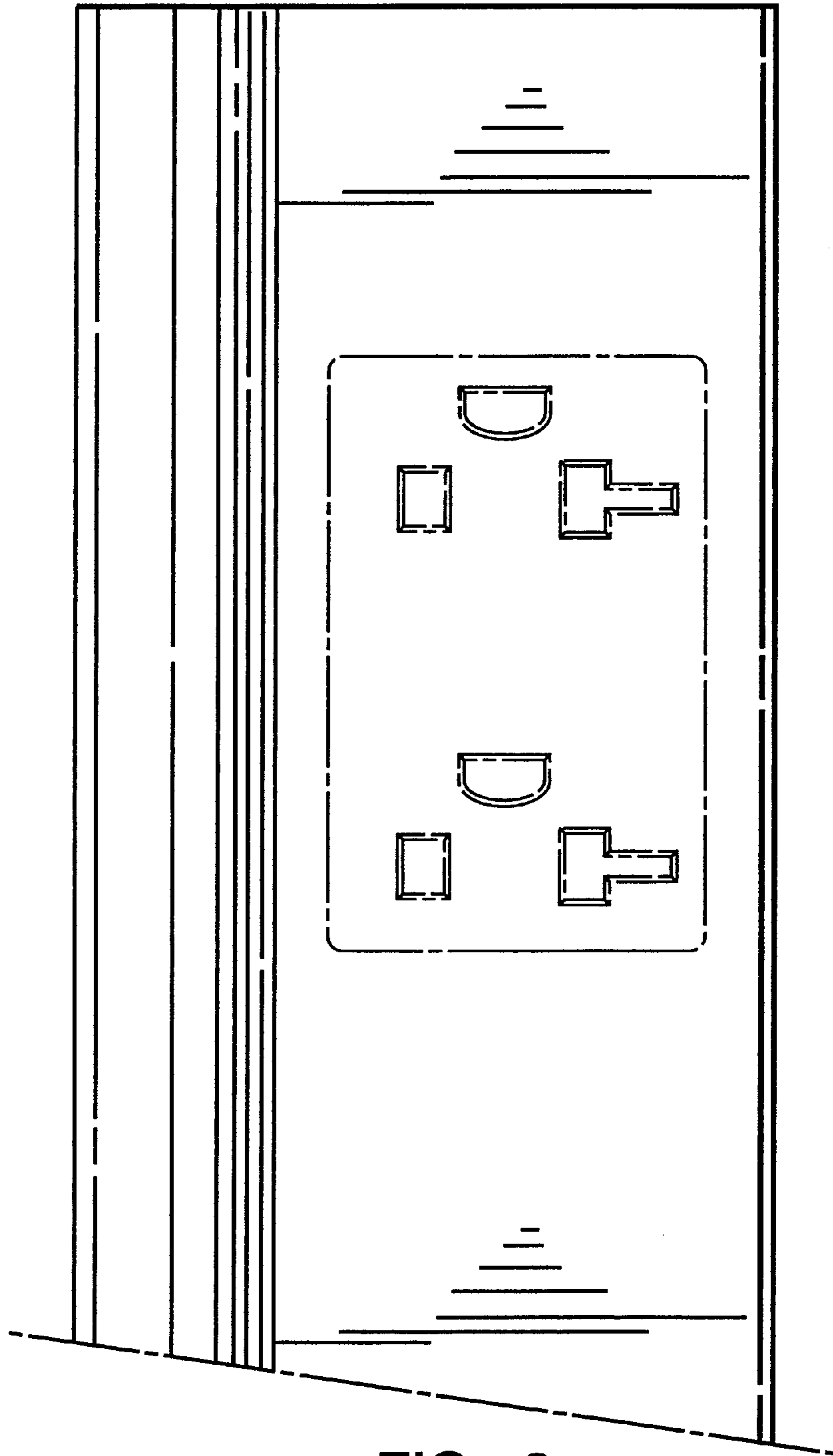


FIG. 6