



US00D539720S

(12) **United States Design Patent**
Looho

(10) **Patent No.:** **US D539,720 S**

(45) **Date of Patent:** **** Apr. 3, 2007**

(54) **VEHICLE WHEEL**

(75) Inventor: **Justinus Looho**, Surabaya (ID)

(73) Assignee: **PT Prima Alloy Steel Universal**,
Sidoarjo (ID)

(**) Term: **14 Years**

(21) Appl. No.: **29/241,690**

(22) Filed: **Oct. 31, 2005**

(51) **LOC (8) Cl.** **12-16**

(52) **U.S. Cl.** **D12/209**

(58) **Field of Classification Search** D12/204–213;
301/37.101, 64.101, 65

See application file for complete search history.

(56) **References Cited**

U.S. PATENT DOCUMENTS

D284,073 S	*	6/1986	Flodman	D12/211
D438,504 S	*	3/2001	Muzzarelli	D12/211
D446,762 S	*	8/2001	Hussaini et al.	D12/209
D451,461 S	*	12/2001	Arellano	D12/209
D457,849 S	*	5/2002	Kataoka	D12/209

D474,439 S	*	5/2003	McMath	D12/209
D491,124 S	*	6/2004	Rice	D12/209
D496,318 S	*	9/2004	Cheng	D12/209
D496,622 S	*	9/2004	Cheng	D12/209
D498,723 S	*	11/2004	Cahyono	D12/209
D500,722 S	*	1/2005	Hussaini et al.	D12/209
D500,723 S	*	1/2005	Alimchandani	D12/209

* cited by examiner

Primary Examiner—Stacia Cadmus

(74) *Attorney, Agent, or Firm*—Fulwider Patton LLP

(57) **CLAIM**

The ornamental design for a “vehicle wheel,” as shown and described.

DESCRIPTION


FIG. 1 is a perspective view of the vehicle wheel showing my new design;

FIG. 2 is a front elevational view thereof; and,

FIG. 3 is a cross-sectional view taken along the lines of 3—3 of FIG. 2.

The broken line showing of environment is for illustrative purposes only and forms no part of the claimed design.

1 Claim, 3 Drawing Sheets



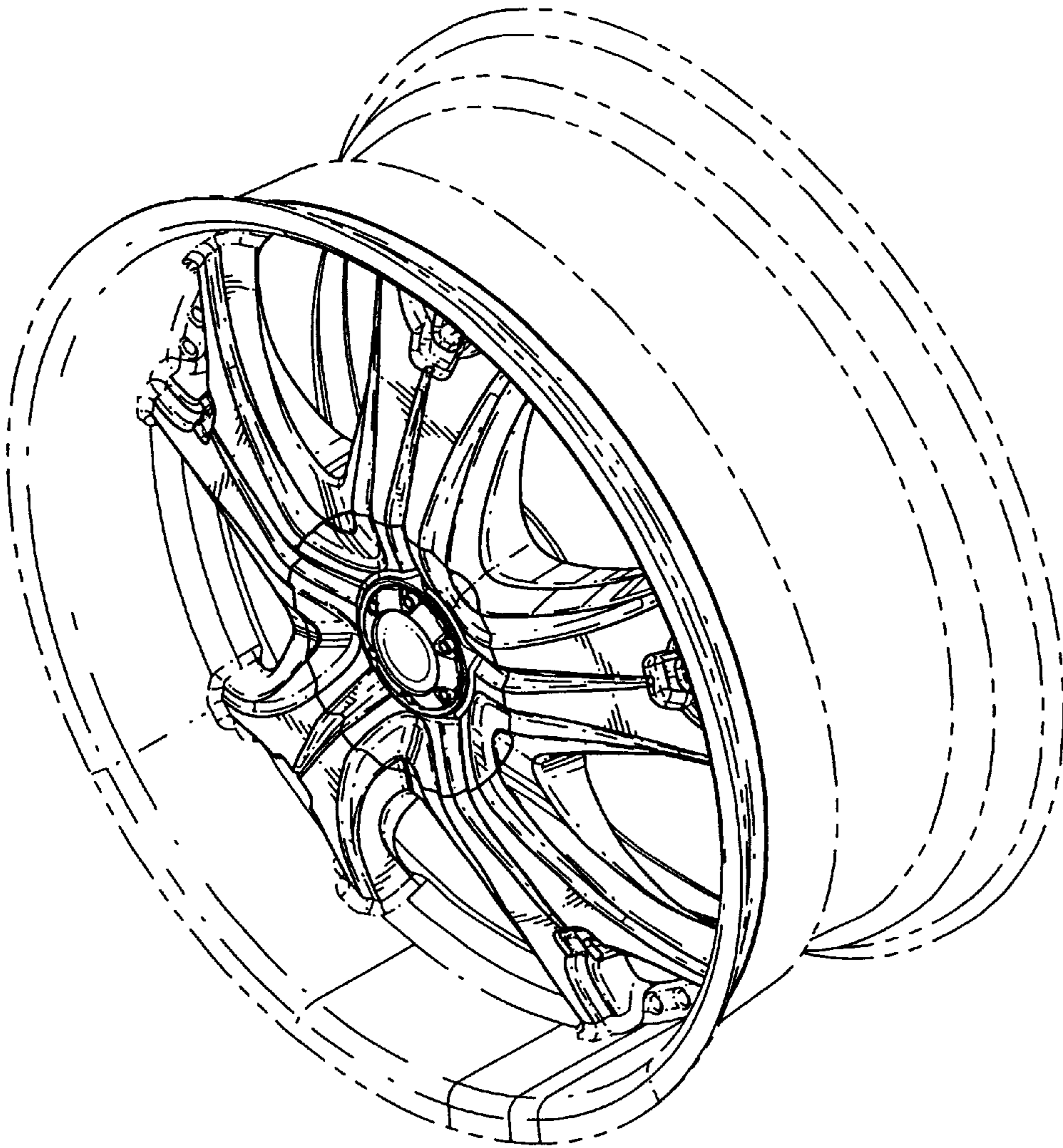


FIG. 1




FIG. 2

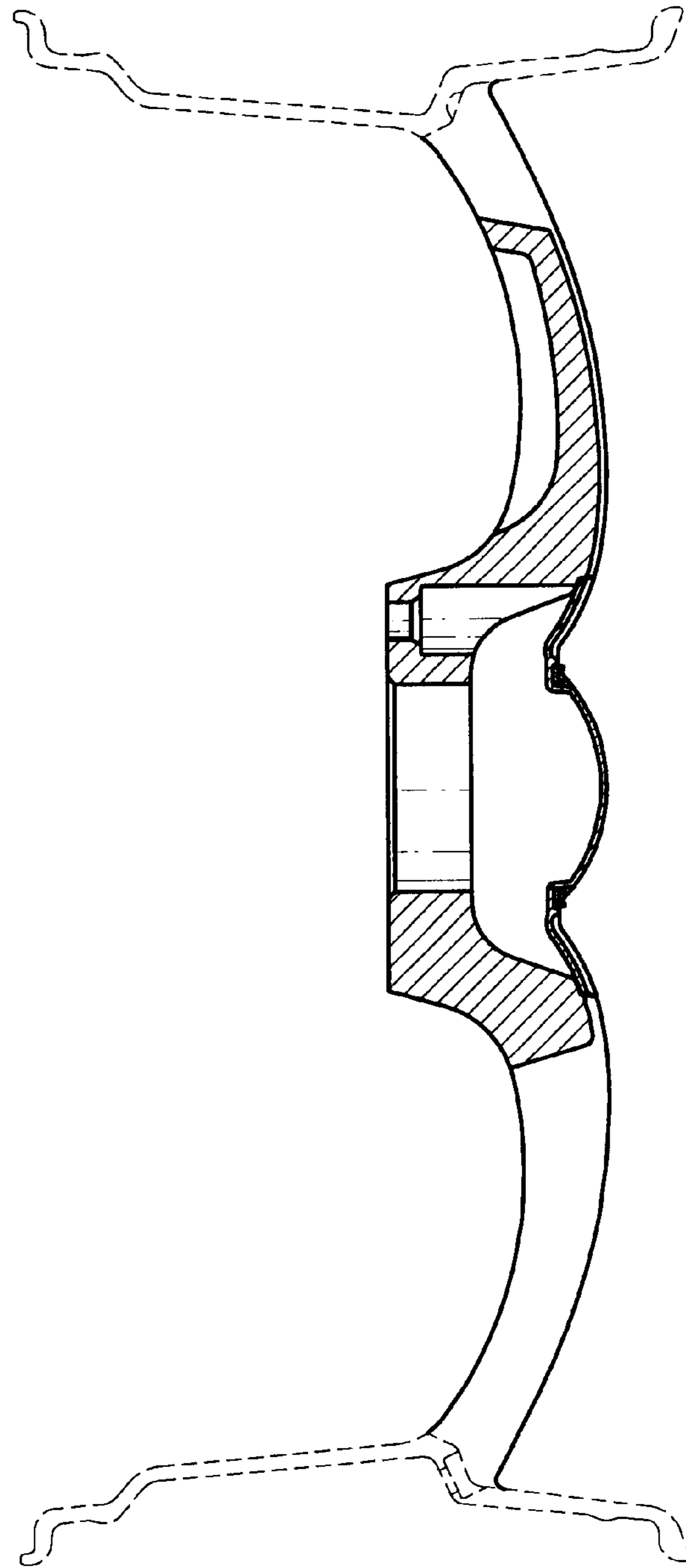


FIG. 3