



US00D539691S

(12) **United States Design Patent**  
**Solazzi**

(10) **Patent No.:** **US D539,691 S**

(45) **Date of Patent:** **\*\* Apr. 3, 2007**

(54) **OPEN STAR JEWELRY ITEM**

(76) Inventor: **Christine M. Solazzi**, 3021 30th Ct.,  
Jupiter, FL (US) 33477

(\*\*) Term: **14 Years**

(21) Appl. No.: **29/239,958**

(22) Filed: **Oct. 6, 2005**

(51) **LOC (8) Cl.** ..... **11-01**

(52) **U.S. Cl.** ..... **D11/70; D11/1; D11/2**

(58) **Field of Classification Search** ..... D11/1-2,  
D11/6-12, 16-17, 22, 25-28, 33-45, 47,  
D11/55-56, 75, 77, 89, 90-93, 103, 63, 67,  
D11/70; 63/12, 26, 28, 29.1, 35, 37

See application file for complete search history.

(56) **References Cited**

**U.S. PATENT DOCUMENTS**

257,417	A	*	5/1882	Vedder	.....	52/663
D177,108	S	*	3/1956	Katz	.....	D11/76
D308,179	S	*	5/1990	Perlmutter et al.	.....	D11/44
D377,196	S	*	1/1997	Sheppard, Jr.	.....	D19/65
D378,903	S	*	4/1997	Feliciano	.....	D11/44
D405,717	S	*	2/1999	Doughty et al.	.....	D11/124
D411,966	S	*	7/1999	Battles	.....	D11/81
D428,670	S	*	7/2000	Tsai	.....	D28/40
D449,981	S	*	11/2001	Davis	.....	D9/669
D472,282	S	*	3/2003	Manville	.....	D21/493
D513,713	S	*	1/2006	Steshik	.....	D11/81
D526,241	S	*	8/2006	Cavness	.....	D11/157

**OTHER PUBLICATIONS**

Catalogue—Rio Grande Gems & Findings, Albuquerque, NM, Aug. 2003–Aug. 2004 p. 423 (included as p. 1 of 3) www.riogrande.com.\*

Book—Collector's Guides Costume Jewelry, by Judith Miller, DK Publishing, copyright 2003, p. 148 (included as p. 2 of 3).\*

Website—<http://www.zulumoon.com/images/products/> (included as p. 3 of 3).\*

\* cited by examiner

*Primary Examiner*—Louis S. Zarfes

*Assistant Examiner*—Susan E Krakower

(74) *Attorney, Agent, or Firm*—Steven M. Greenberg; Cary Rodriguez Greenberg and Paul, LLP

(57) **CLAIM**

The ornamental design for an open star jewelry item, as shown and described.

**DESCRIPTION**

FIG. 1 is front view of an open star jewelry item in accordance with the invention, the back side being a mirror image thereof;

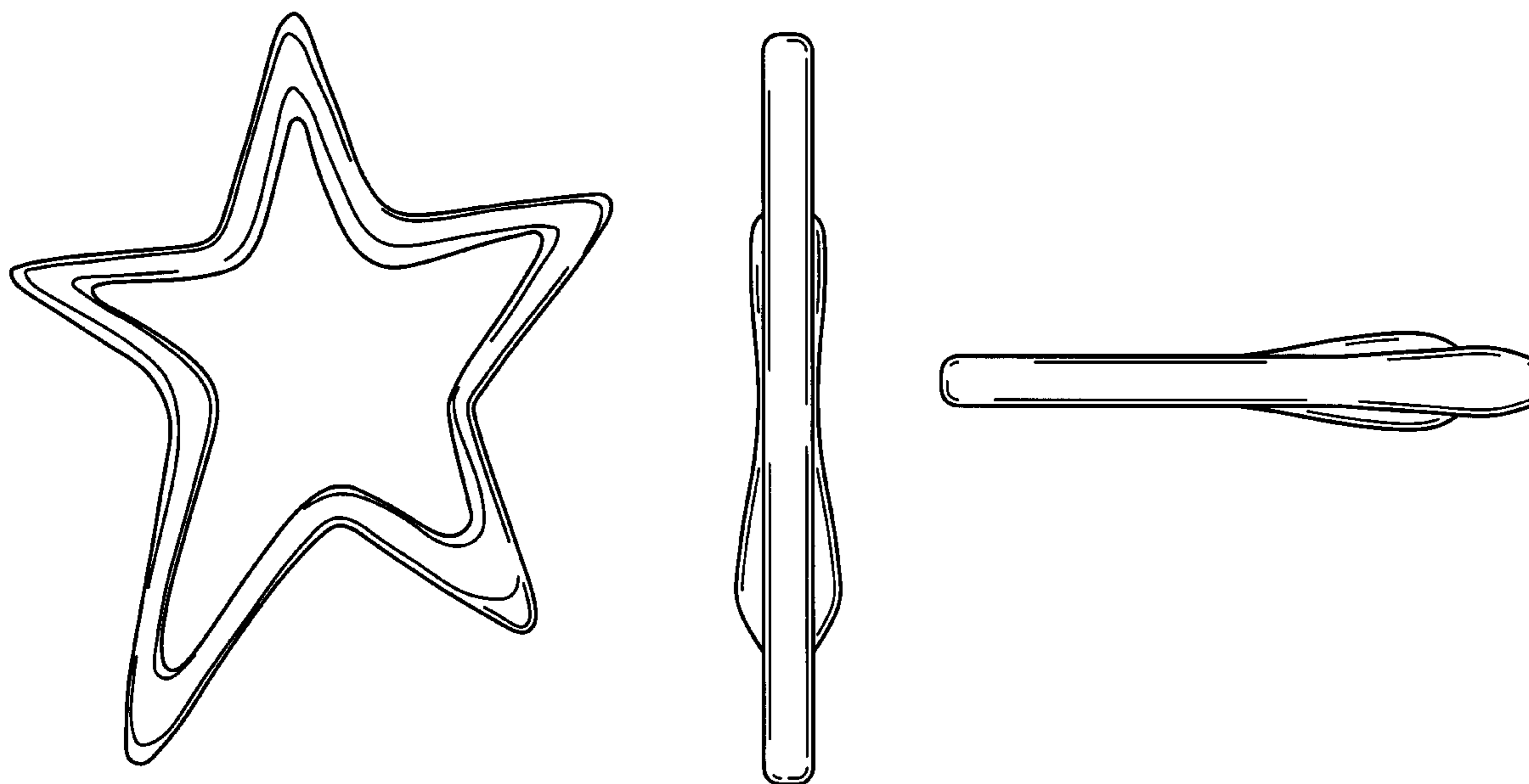
FIG. 2 is a left side view thereof;

FIG. 3 is a right side view thereof;

FIG. 4 is a top view thereof; and,

FIG. 5 is a bottom view thereof.

**1 Claim, 1 Drawing Sheet**



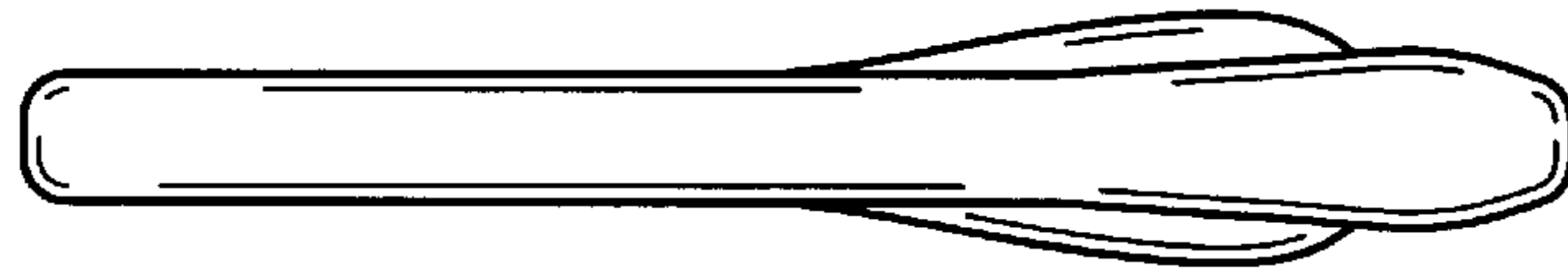


FIG. 4

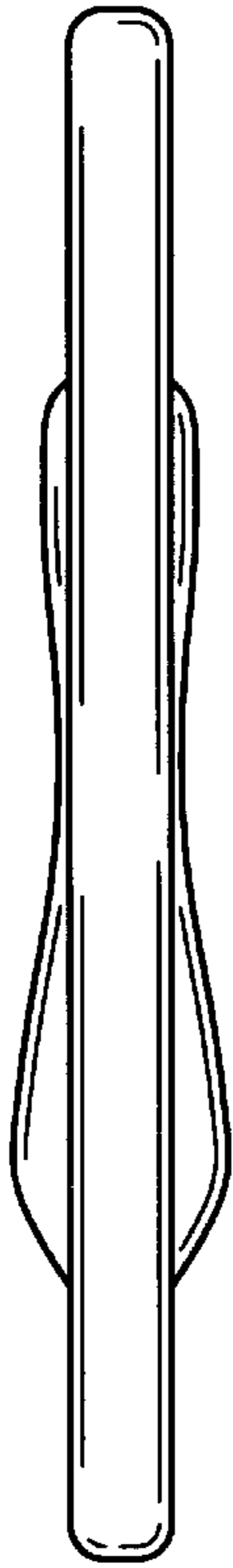


FIG. 2




FIG. 1

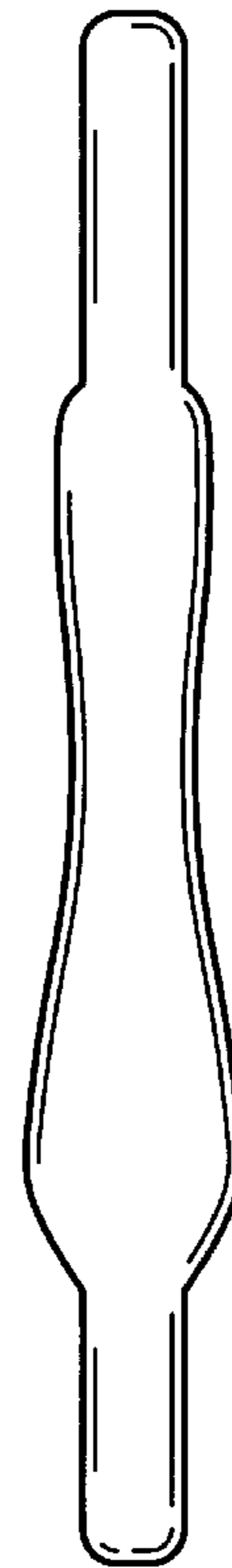


FIG. 3

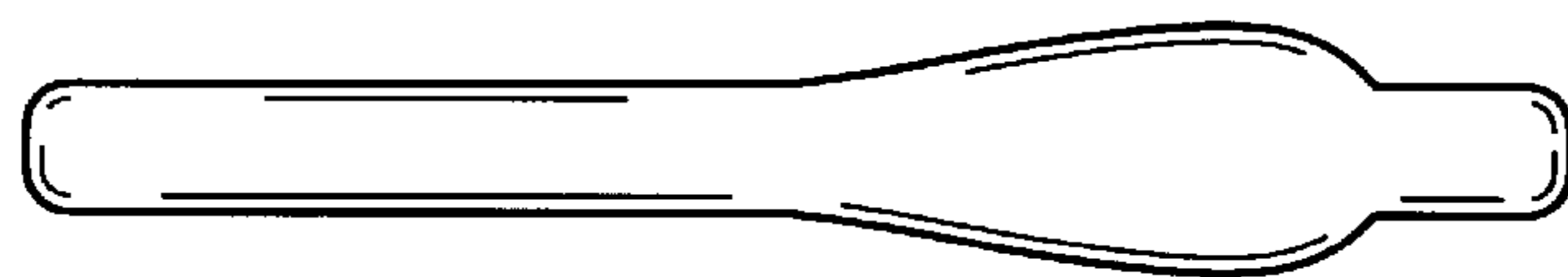


FIG. 5