



US00D539665S

(12) **United States Design Patent**  
**Haubert et al.**

(10) **Patent No.:** **US D539,665 S**

(45) **Date of Patent:** **\*\* Apr. 3, 2007**

(54) **BOTTLE FOR DISPENSING COSMETICS**

(75) Inventors: **Harry Hamilton Haubert**, Sandy Hook, CT (US); **Michael Edward Ross**, Oxford, CT (US)

(73) Assignee: **Unilever Home & Personal Care USA, division of Conopco, Inc.**, Greenwich, CT (US)

(\*\*) Term: **14 Years**

(21) Appl. No.: **29/213,578**

(22) Filed: **Sep. 20, 2004**

(51) **LOC (8) Cl.** ..... **09-01**

(52) **U.S. Cl.** ..... **D9/686**

(58) **Field of Classification Search** ..... D9/682,  
D9/686-687, 689-691, 693-694, 516, 521-522,  
D9/529, 537, 539-540, 542-543, 549, 552,  
D9/558, 571, 574-575, 434, 446-449; 215/381-385,  
215/396, 398; 220/666, 672, 675  
See application file for complete search history.

(56) **References Cited**

**U.S. PATENT DOCUMENTS**

- 3,342,379 A \* 9/1967 Foley ..... 222/173
- D215,817 S \* 11/1969 Gorman ..... D9/687
- D325,164 S \* 4/1992 Cann et al. .... D9/529

- D336,845 S \* 6/1993 Carroll et al. .... D9/691
- D378,733 S \* 4/1997 Asaff et al. .... D9/521
- D408,736 S \* 4/1999 Wilson et al. .... D9/447
- D418,418 S \* 1/2000 Wadsworth ..... D9/448
- D419,864 S \* 2/2000 Kuzma et al. .... D9/682
- D425,554 S \* 5/2000 Gasvoda et al. .... D18/56
- D445,686 S \* 7/2001 Daniello et al. .... D9/448
- D446,121 S \* 8/2001 Maddy ..... D9/500
- D448,678 S \* 10/2001 Bakic ..... D9/574
- D466,400 S \* 12/2002 Garcia ..... D9/694
- D467,807 S \* 12/2002 Bakic ..... D9/521
- D505,079 S \* 5/2005 Mulder et al. .... D9/542

\* cited by examiner

*Primary Examiner*—Carol Rademaker

(74) *Attorney, Agent, or Firm*—Milton L. Honig

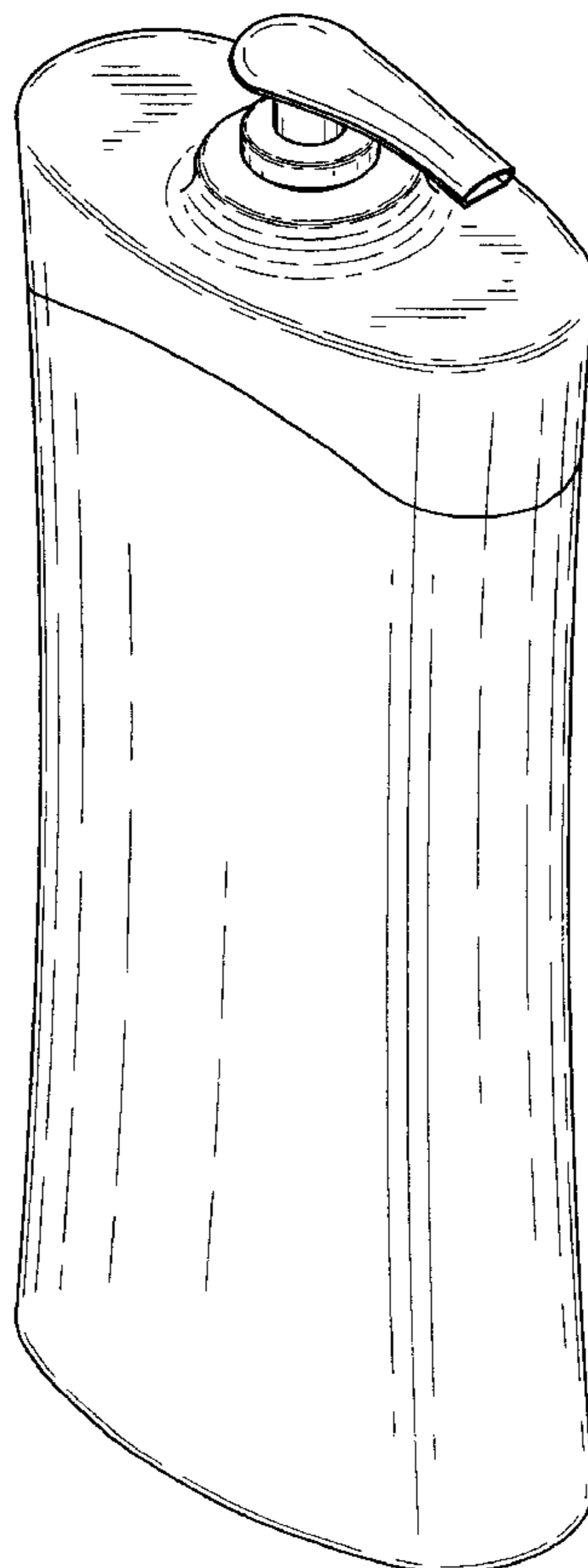
(57) **CLAIM**

The ornamental design for a bottle for dispensing cosmetics, as shown and described.

**DESCRIPTION**

FIG. 1 is a front perspective view of a bottle for dispensing cosmetics showing our new design;  
FIG. 2 is a front elevational view thereof;  
FIG. 3 is a rear elevational view thereof;  
FIG. 4 is a right side elevational view thereof;  
FIG. 5 is a left side elevational view thereof; and,  
FIG. 6 is a top plan view thereof.

**1 Claim, 4 Drawing Sheets**



*FIG. 1*

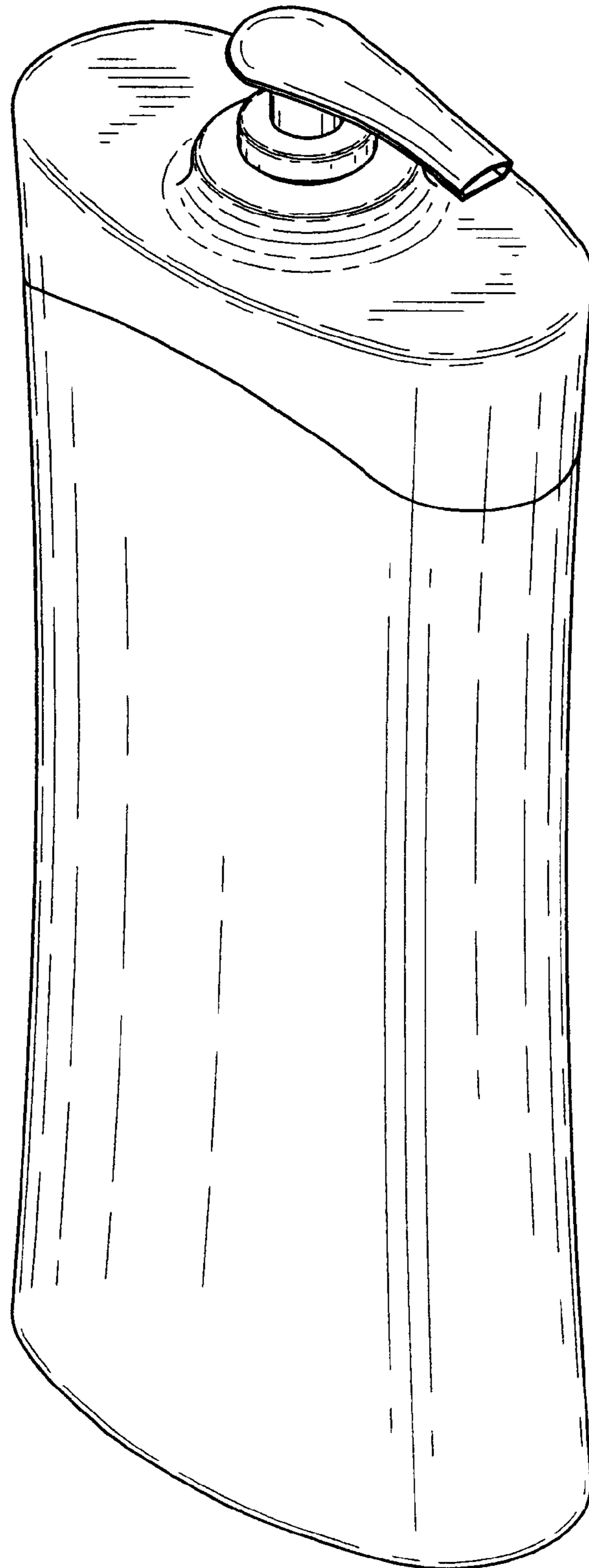


FIG. 2




FIG. 3

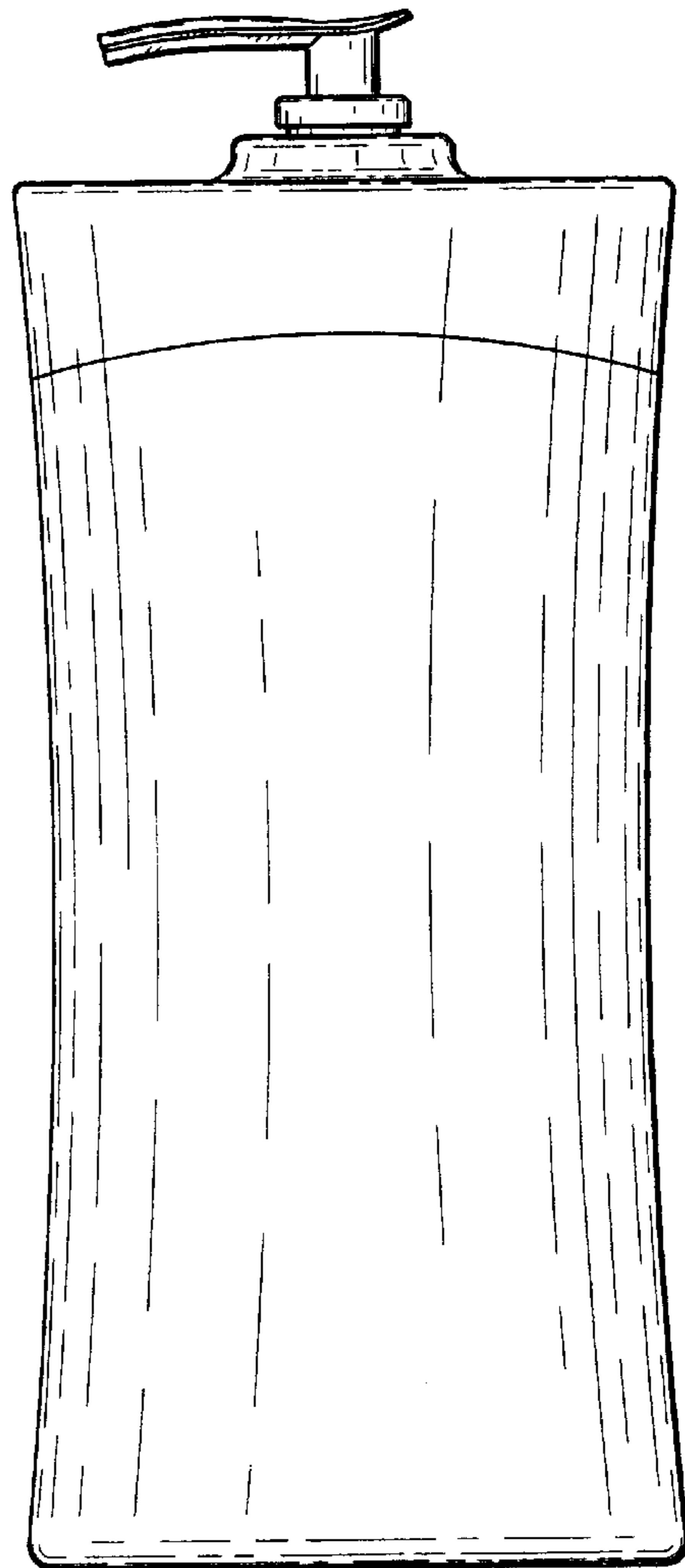


FIG. 4





FIG. 5



*FIG. 6*

