

US00D539659S

(12) **United States Design Patent**  
**Cleary et al.**

(10) **Patent No.:** **US D539,659 S**

(45) **Date of Patent:** **\*\* Apr. 3, 2007**

(54) **BOTTLE**

(75) Inventors: **Wayne C. Cleary**, Glenshaw, PA (US);  
**Michael D. McMahon**, Bethel Park, PA  
(US)

(73) Assignee: **H.J. Heinz Company**, Pittsburgh, PA  
(US)

(\*\*) **Term:** **14 Years**

(21) **Appl. No.:** **29/245,295**

(22) **Filed:** **Dec. 22, 2005**

(51) **LOC (8) Cl.** ..... **09-01**

(52) **U.S. Cl.** ..... **D9/542**

(58) **Field of Classification Search** ..... D9/541,  
D9/542, 543, 544, 545, 546, 516, 530, 569,  
D9/570, 571, 572, 573, 574, 575, 559; 215/220,  
215/221, 222, 295

See application file for complete search history.

(56) **References Cited**

**U.S. PATENT DOCUMENTS**

D38,385 S	12/1906	Kohn
D82,202 S	9/1930	Winegard
D92,436 S	6/1934	Stevens
D98,426 S	2/1936	Fuerst
D116,862 S	9/1939	Mas
D124,122 S	12/1940	Teunisz
D131,470 S	3/1942	Key
2,991,896 A	7/1961	Glover et al.
D195,000 S	4/1963	Goldsholl
D201,585 S	7/1965	Roberts
D217,585 S	5/1970	Lambelet
D217,805 S	6/1970	Douglas
D223,436 S	4/1972	Hills
D236,432 S	8/1975	O'Brien
D238,554 S	1/1976	Pardo
D242,691 S	12/1976	Koenigsberg
D249,228 S	9/1978	Schacher et al.
D250,170 S	11/1978	Strand
D252,014 S	6/1979	Furlong et al.
D262,778 S	1/1982	Britt et al.

D273,092 S	3/1984	Kretz
D294,121 S	2/1988	Cramer
D308,483 S	* 6/1990	Weckman ..... D9/542
D312,131 S	11/1990	Esteves
D312,878 S	12/1990	Mariol
D317,987 S	7/1991	Demarest
D333,268 S	2/1993	Arlinghaus et al.
D337,525 S	7/1993	Collette et al.
5,226,638 A	7/1993	Ausilio
D343,791 S	2/1994	Pitaknarongphorn
5,301,845 A	4/1994	Labonte
D352,246 S	11/1994	Samimi et al.
D364,092 S	11/1995	Feen
D366,618 S	1/1996	Brillet et al.

(Continued)

*Primary Examiner*—Stella Reid

*Assistant Examiner*—Elizabeth Oswecki

(74) *Attorney, Agent, or Firm*—Buchanan Ingersoll &  
Rooney PC

(57) **CLAIM**

The ornamental design for a bottle, as shown and described.

**DESCRIPTION**

FIG. 1 is a front, side perspective view of a bottle showing our new design.

FIG. 2 is front elevational view thereof.

FIG. 3 is a rear elevational view thereof.

FIG. 4 is a right side elevational view thereof.

FIG. 5 is a left side elevational view thereof.

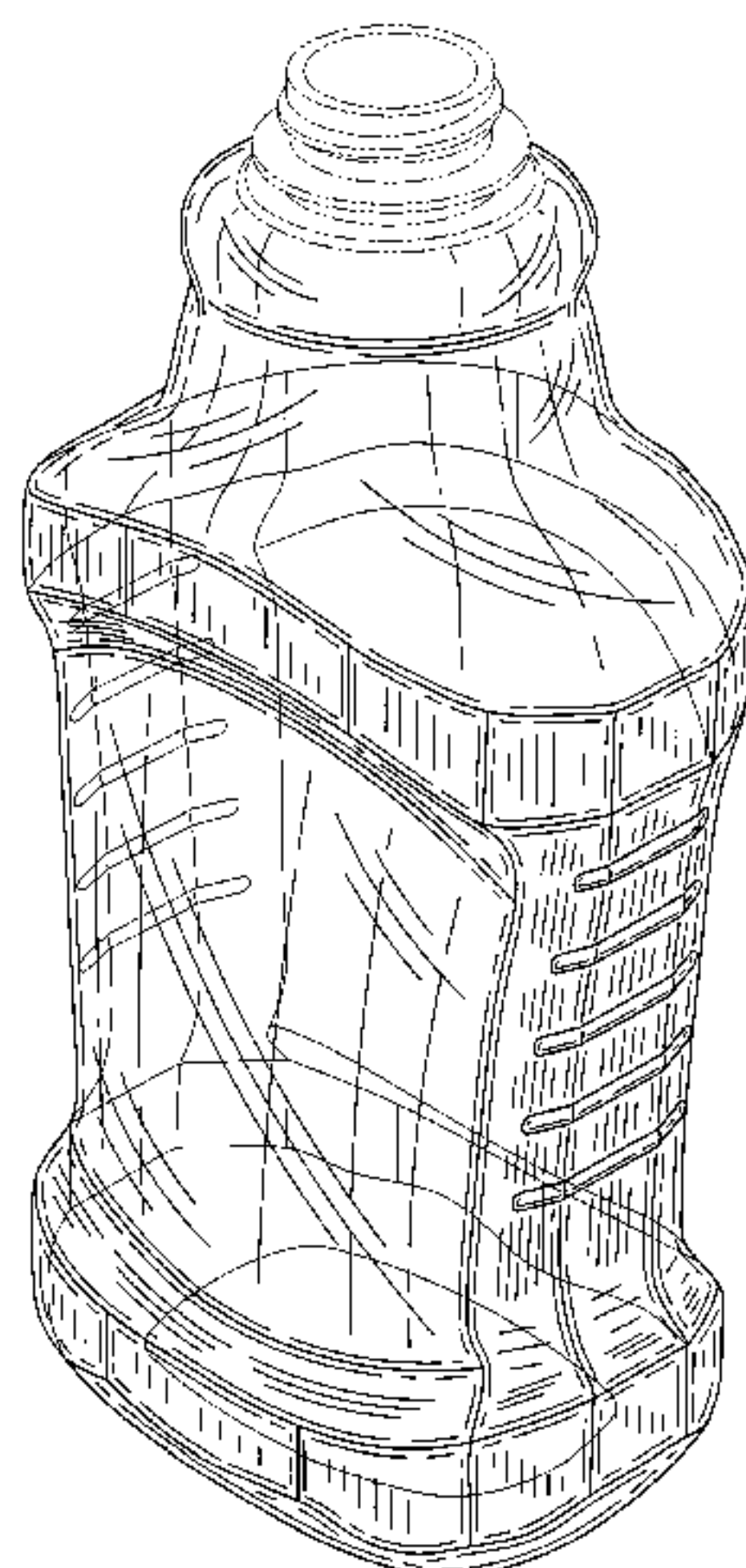
FIG. 6 is a top plan view thereof; and,

FIG. 7 is a bottom plan view thereof.

The broken line showing of the upper portion of the bottle including the screw thread and projecting ring in FIGS. 1–16 is for illustrative purposes only and forms no part of the claimed design.

The broken line showing of the upper portion of the bottle including the screw thread, projecting ring in FIGS. 1–6 and the bottom surface of the bottle shown in FIG. 7 is for illustrative purposes only and forms no part of the claimed design.

**1 Claim, 6 Drawing Sheets**



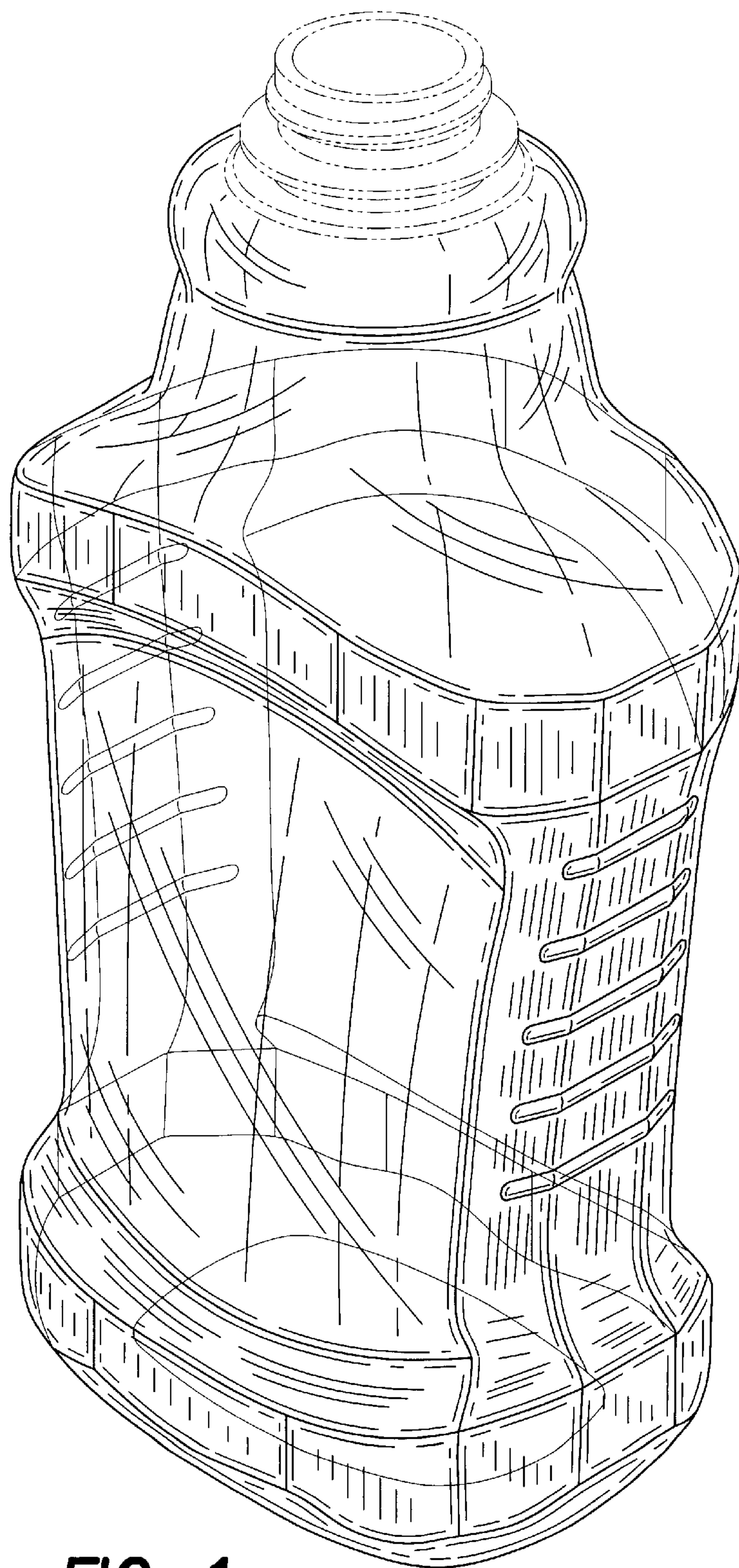
# US D539,659 S

Page 2

## U.S. PATENT DOCUMENTS


D371,849 S	7/1996	Thom	
D376,980 S	12/1996	LoPreto	
D379,307 S	5/1997	Marriage	
D383,847 S	9/1997	Skinner	
D384,889 S	10/1997	Nasrallah	
D386,085 S	11/1997	Green	
D391,853 S	3/1998	Green et al.	
D405,000 S	* 2/1999	Mikol et al. ....	D9/670
D408,290 S	4/1999	Verdura et al.	
D412,281 S	7/1999	Lindsay et al.	
D413,267 S	8/1999	Mohary	
D413,807 S	9/1999	Mikla	
D414,117 S	9/1999	Mikla	
D416,791 S	* 11/1999	Albrecht et al. ....	D9/632
D421,910 S	3/2000	Warner et al.	
D426,953 S	6/2000	Vanden Dries et al.	
D428,339 S	7/2000	Johnston et al.	
D428,342 S	* 7/2000	Stoller .....	D9/542
D428,813 S	8/2000	Haley	
D440,318 S	4/2001	Meyers et al.	
D447,955 S	9/2001	Beaver et al.	
D450,596 S	* 11/2001	Adee et al. ....	D9/563
D451,032 S	* 11/2001	Iizuka et al. ....	D9/569
D456,271 S	* 4/2002	Maloney .....	D9/560
D462,272 S	9/2002	Baijnath et al.	
D471,821 S	3/2003	McMahon et al.	
6,575,321 B2	* 6/2003	Bourque et al. ....	215/384
D476,577 S	7/2003	McMahon et al.	
D477,229 S	7/2003	McMahon et al.	
D481,639 S	11/2003	Crawford	
D486,071 S	* 2/2004	Deubel et al. ....	D9/538
D496,281 S	* 9/2004	Trude .....	D9/540
D505,077 S	* 5/2005	Piccioli et al. ....	D9/538
D511,970 S	11/2005	Cleary	
D512,322 S	* 12/2005	Collins et al. ....	D9/560
D525,527 S	* 7/2006	Ogg .....	D9/516
D525,528 S	* 7/2006	Lane et al. ....	D9/516

\* cited by examiner




**FIG. 1**

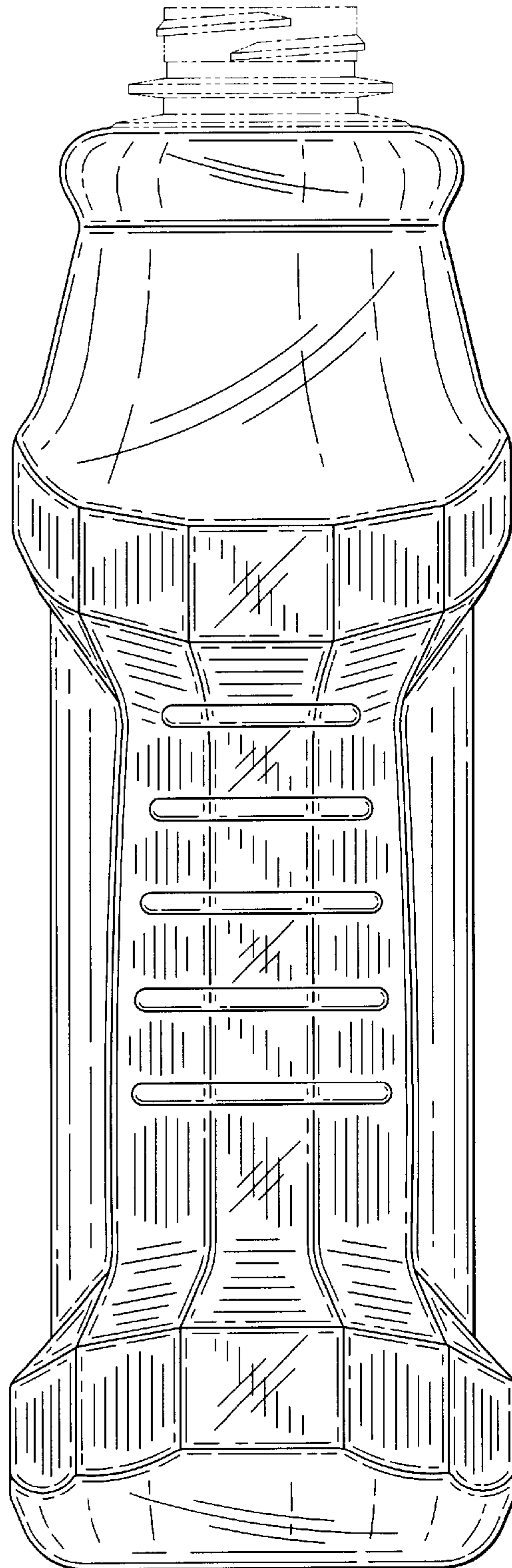




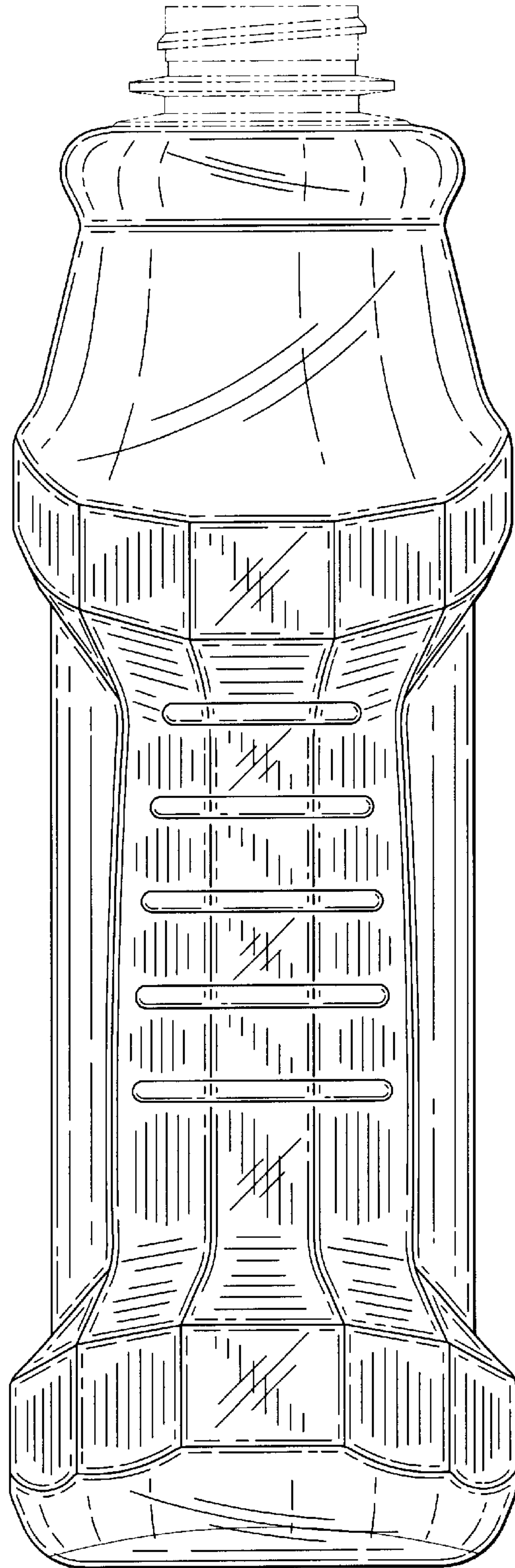
**FIG. 2**



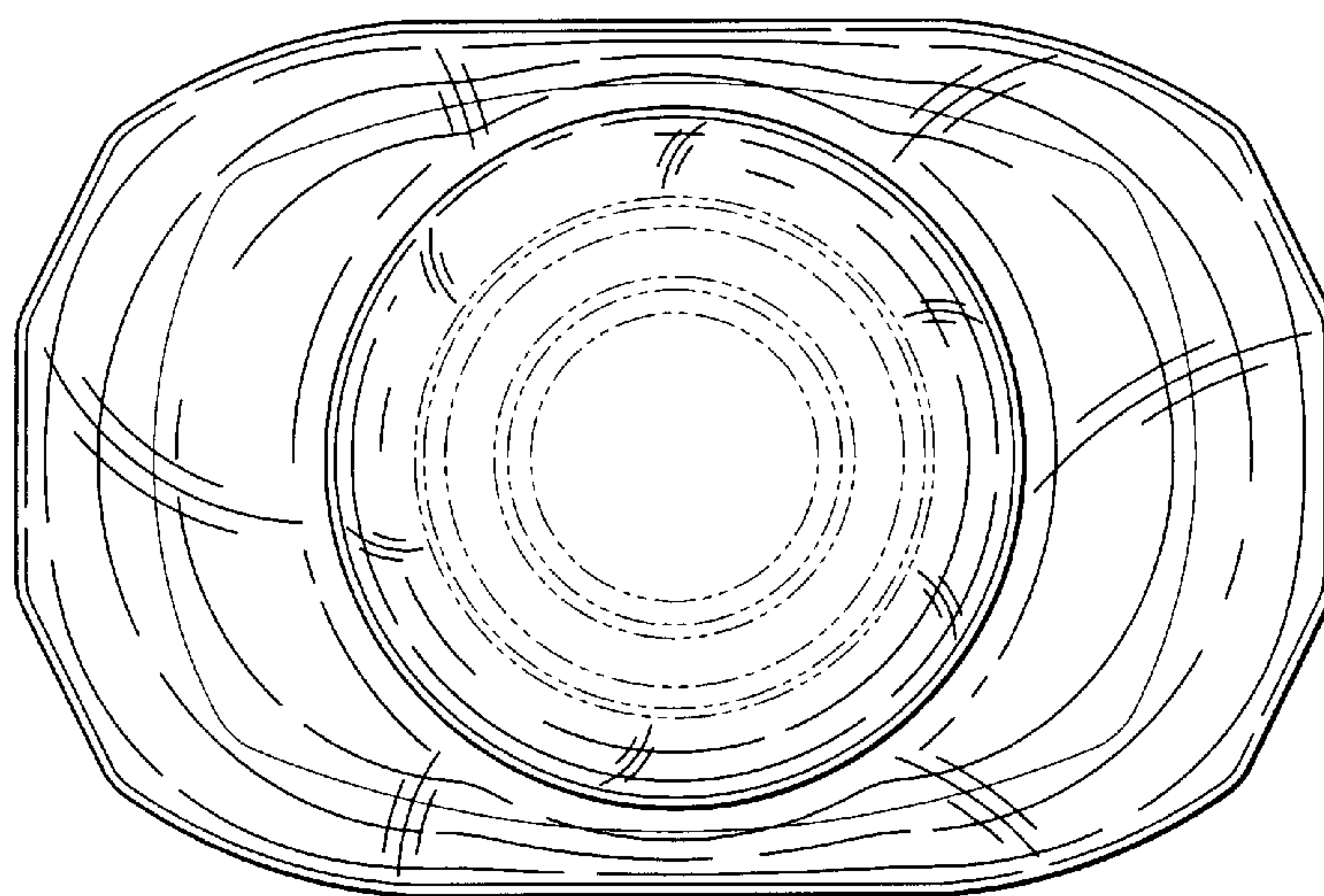
**FIG. 3**



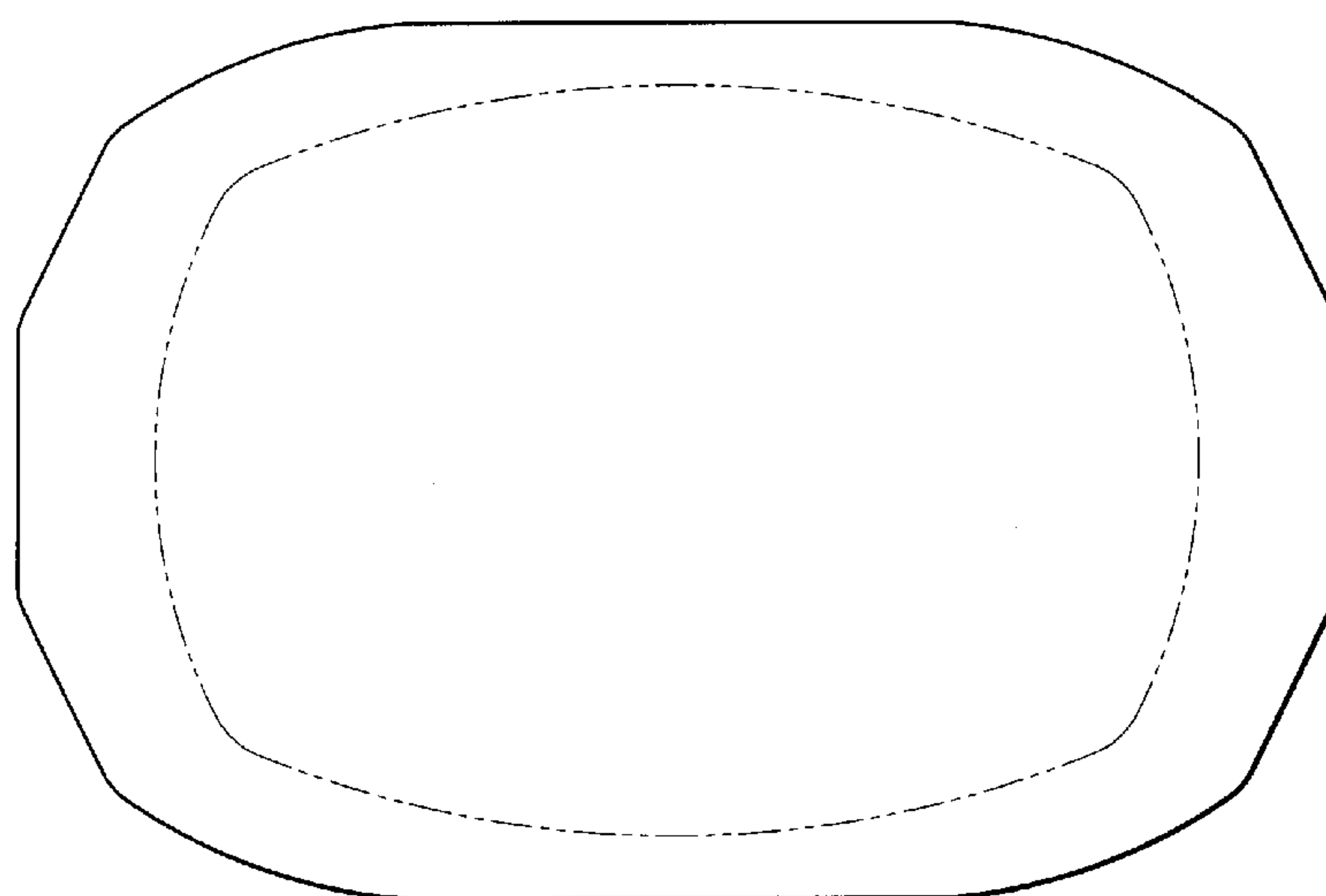
**FIG. 4**



**FIG. 5**



**FIG. 6**



**FIG. 7**