



US00D539657S

(12) **United States Design Patent**
Webb et al.

(10) **Patent No.:** **US D539,657 S**

(45) **Date of Patent:** **** Apr. 3, 2007**

(54) **WATER BOTTLE**

(75) Inventors: **Alan Webb**, Prior Lake, MN (US);
Walter I. Bieger, St. Paul, MN (US)

(73) Assignee: **Webb Business Promotions,**
Incorporated, Rosemount, MN (US)

(**) Term: **14 Years**

(21) Appl. No.: **29/222,084**

(22) Filed: **Jan. 24, 2005**

(51) **LOC (8) Cl.** **09-01**

(52) **U.S. Cl.** **D9/539**

(58) **Field of Classification Search** D9/516,
D9/537, 538, 539, 549, 551, 564, 574, 500,
D9/502, 503, 504, 505, 544, 545, 546; D7/509,
D7/510, 511; 215/396, 398, 381, 382, 383,
215/384, 385, 220

See application file for complete search history.

(56) **References Cited**

U.S. PATENT DOCUMENTS

D182,540 S	*	4/1958	Soubler	D9/539
D206,193 S	*	11/1966	Gooding	D9/542
D229,889 S	*	1/1974	Brody	D9/542
D337,273 S		7/1993	Thatcher		
D337,274 S		7/1993	Thatcher		
D351,313 S		10/1994	Giard, Jr.		
D356,248 S	*	3/1995	Wilkinson	D9/690
D359,654 S		6/1995	Westgerdes		
D383,941 S		9/1997	Petrie		
D391,447 S		3/1998	Reid		
D397,616 S	*	9/1998	Chen	D9/540
D398,479 S	*	9/1998	Vultaggio et al.	D7/533
D411,804 S	*	7/1999	Zaragoza	D9/540

D423,941 S	*	5/2000	Richiger	D9/542
D425,795 S	*	5/2000	Feen	D9/521
6,065,624 A		5/2000	Steinke		
D429,648 S	*	8/2000	Goettner	D9/540
D436,043 S	*	1/2001	Krishnakumar et al.	D9/537
D447,697 S	*	9/2001	Schultz et al.	D9/542
D464,874 S	*	10/2002	Tune et al.	D9/682
D465,385 S		11/2002	Miller		
D477,500 S		7/2003	Smith		
D489,626 S	*	5/2004	Pitassi	D9/542
D501,362 S		2/2005	Gauss		
D512,875 S	*	12/2005	Maldonado	D7/510
D521,392 S	*	5/2006	Christ et al.	D9/558
D523,753 S	*	6/2006	Corker et al.	D9/538

* cited by examiner

Primary Examiner—Stella Reid

Assistant Examiner—Elizabeth J. Oswecki

(74) *Attorney, Agent, or Firm*—Merchant & Gould P.C.

(57) **CLAIM**

The ornamental design for a water bottle, as shown and described.

DESCRIPTION

FIG. 1 is a top, front perspective view of a water bottle showing our new design;

FIG. 2 is a front view of FIG. 1, with the back view being the mirror image thereof;

FIG. 3 is a right side view of FIG. 1, with the left side view being the mirror image thereof;

FIG. 4 is a top view of FIG. 1; and,

FIG. 5 is a bottom view of FIG. 1.

The broken line showing of the bottle top in FIG. 1 is for illustrative purposes only and forms no part of the claimed design.

1 Claim, 4 Drawing Sheets

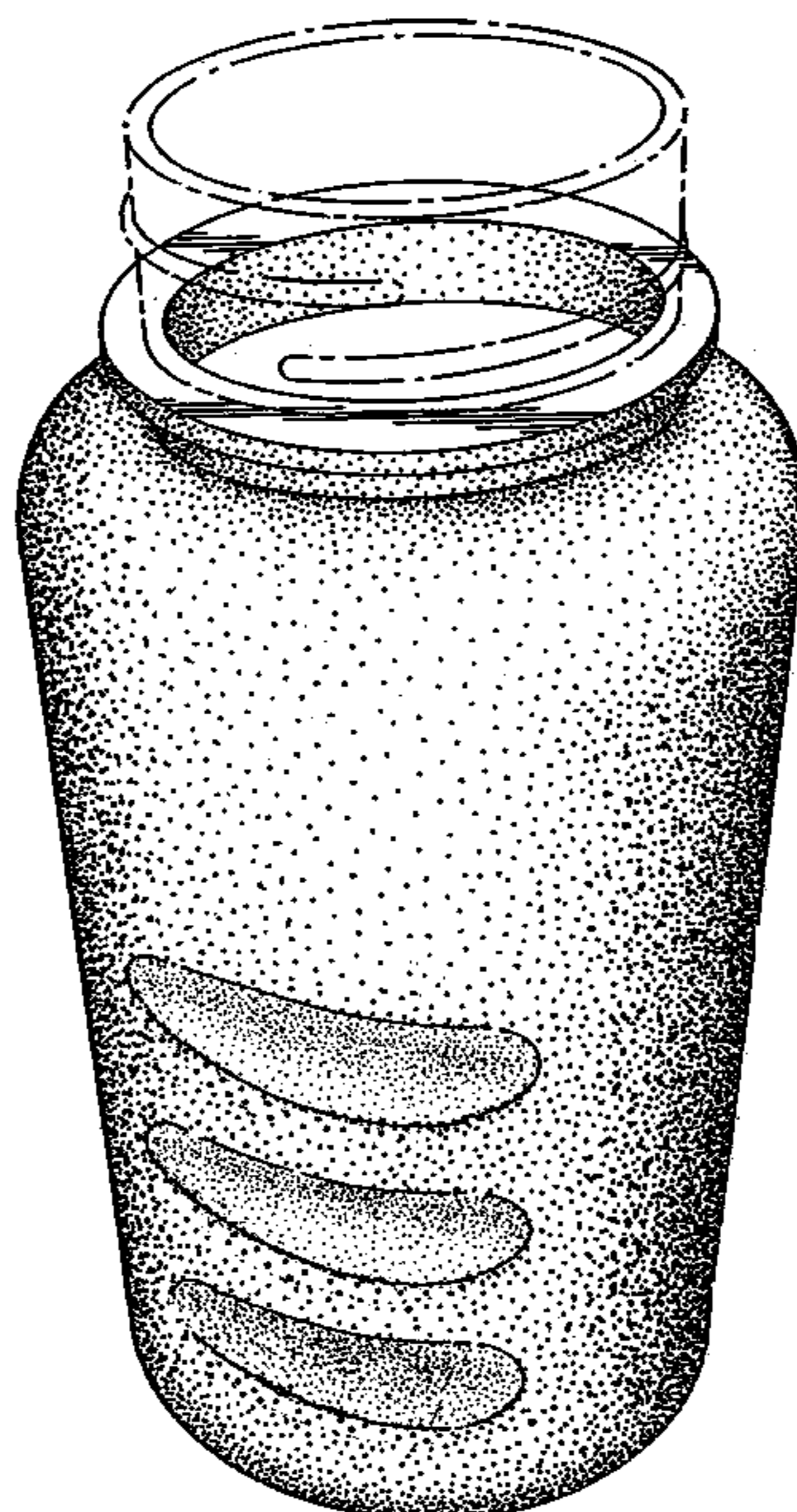


FIG. 1

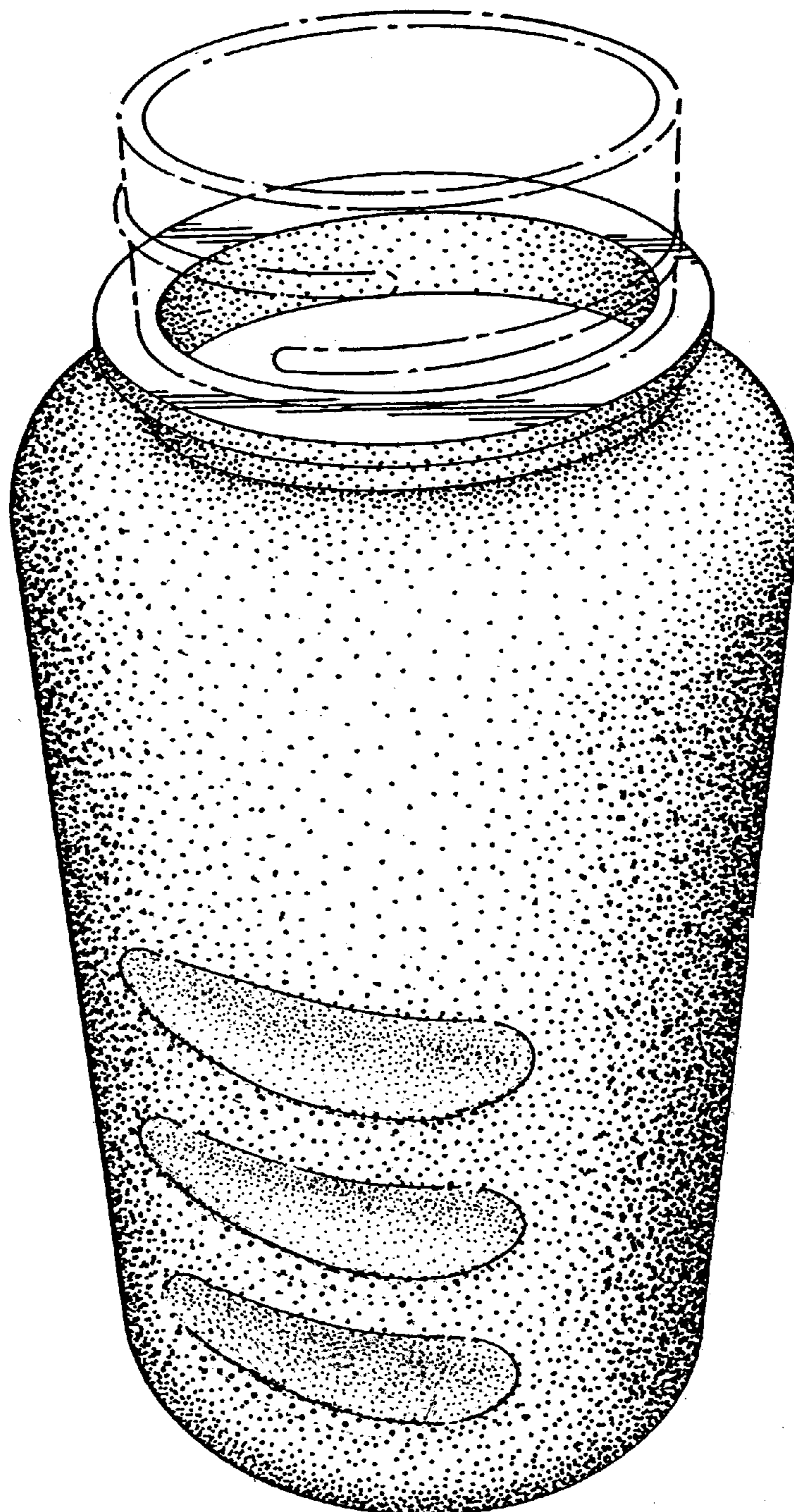


FIG. 2




FIG. 3

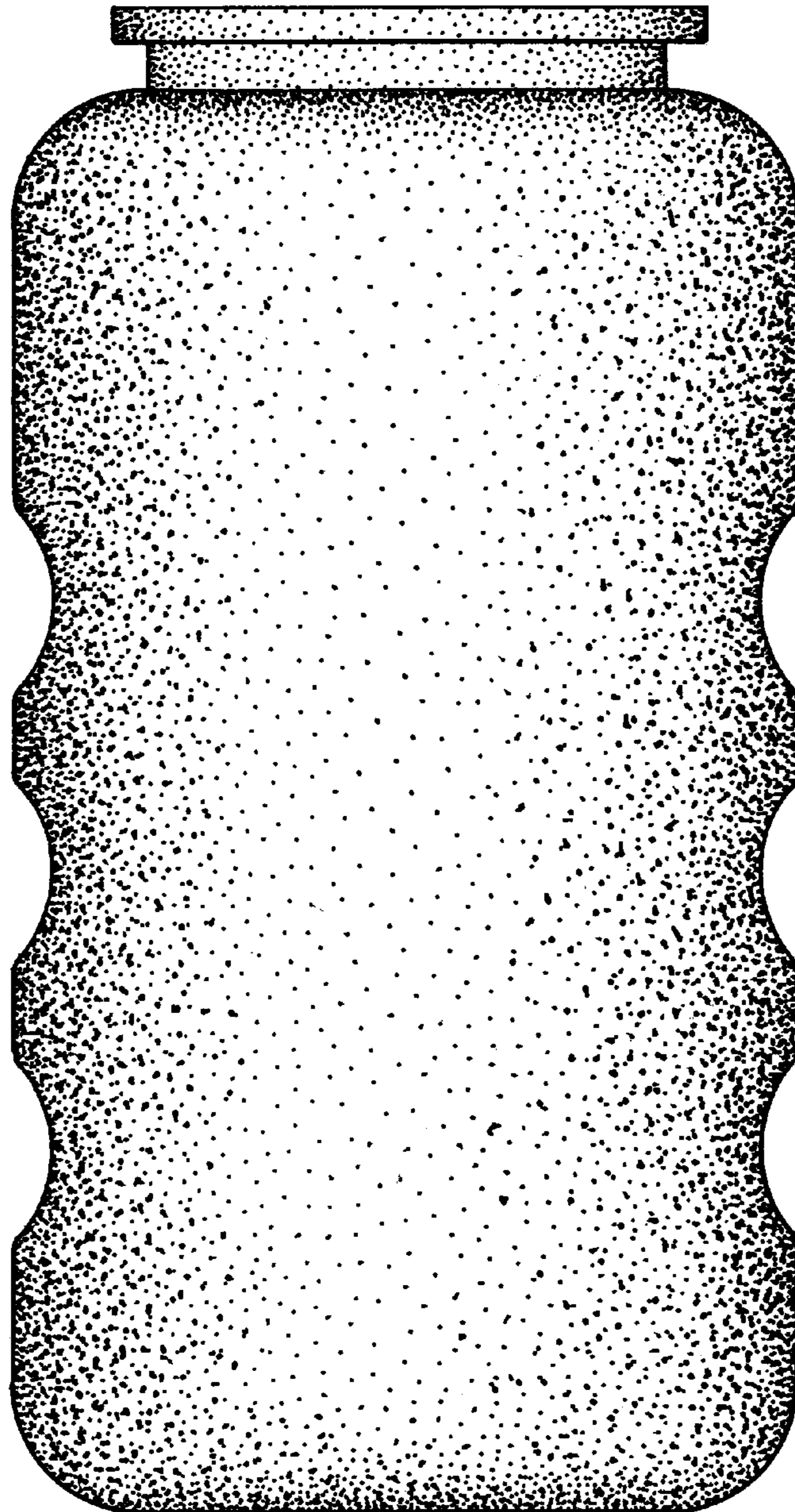


FIG. 4

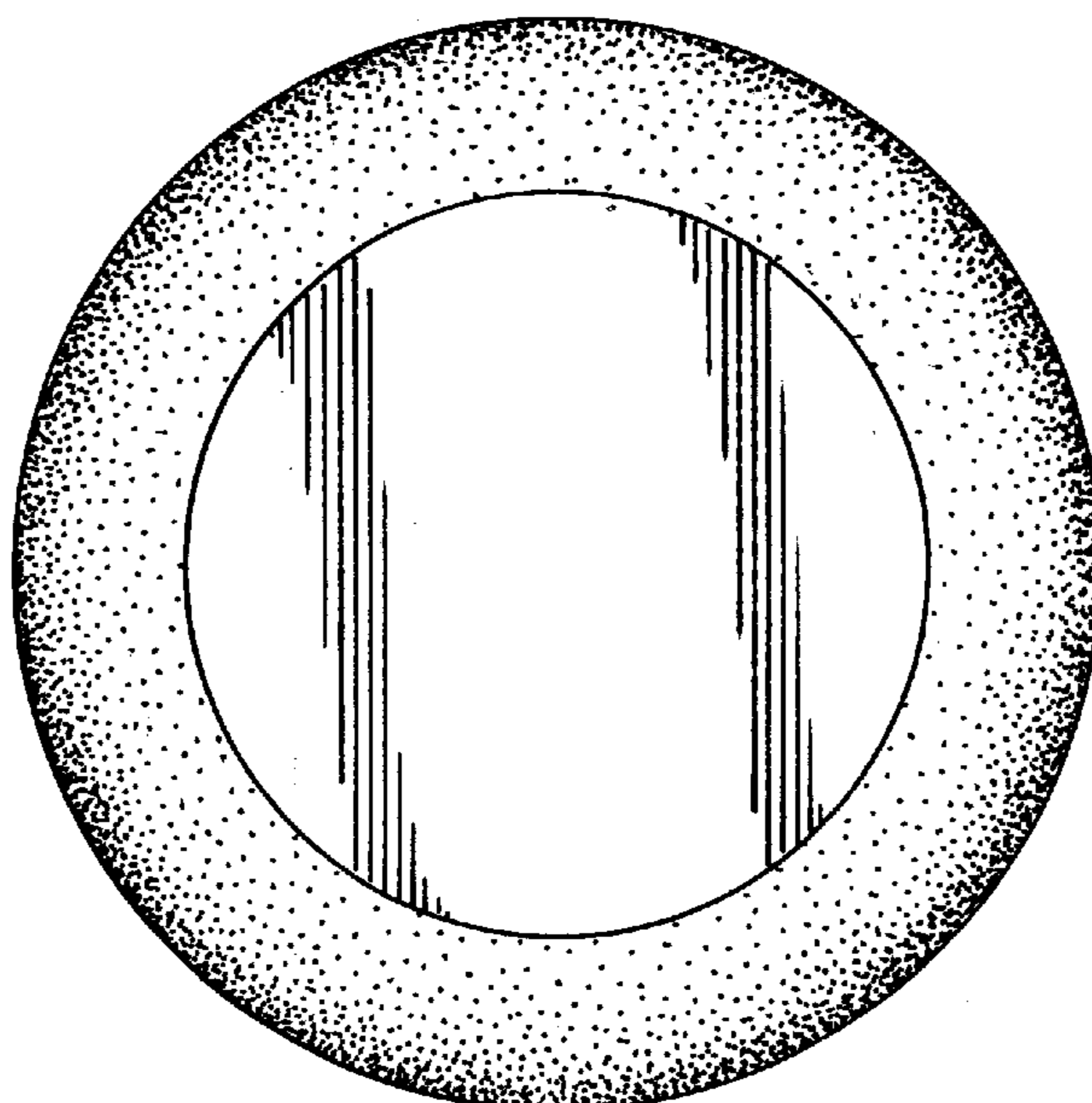
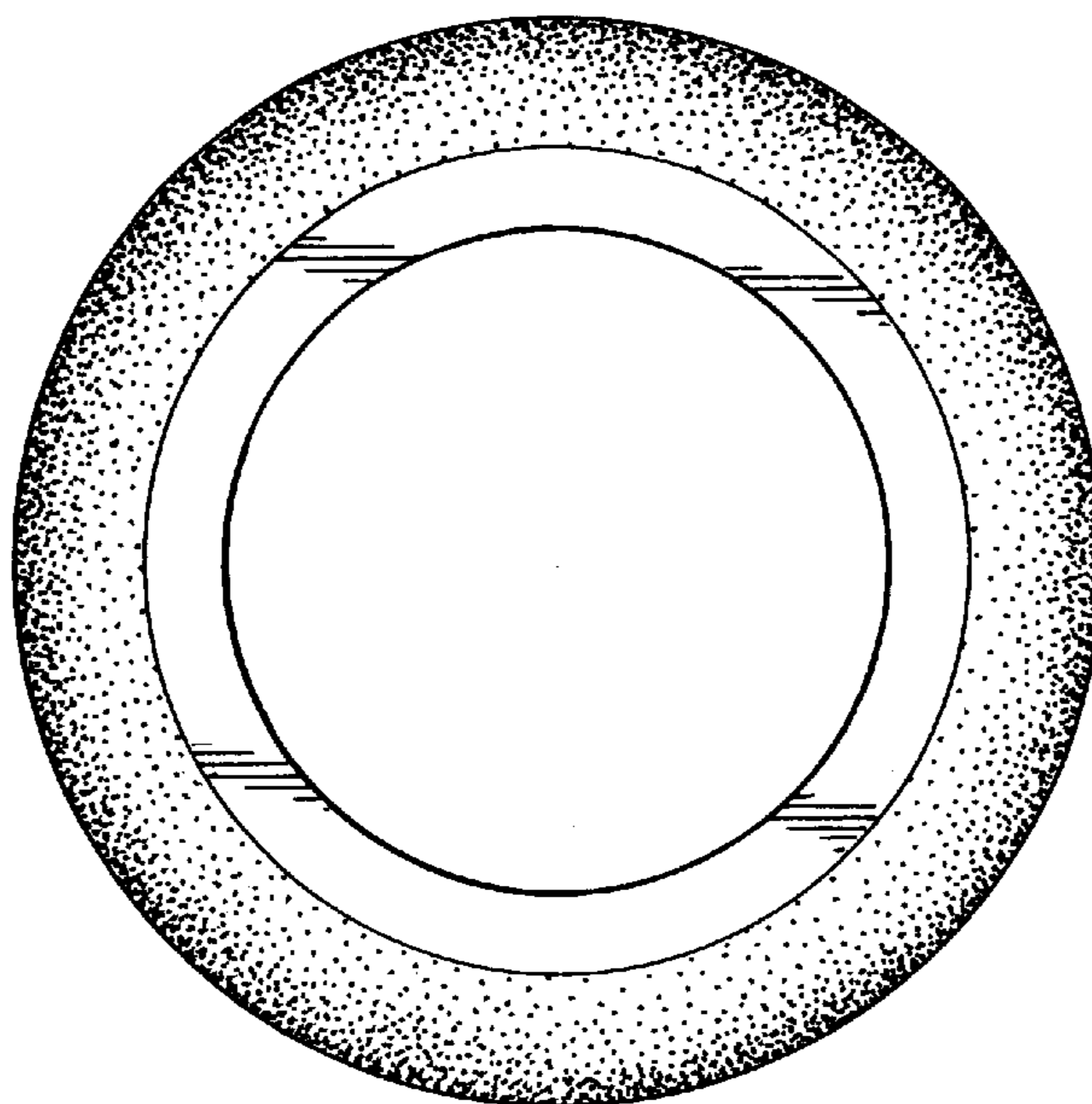


FIG. 5