



US00D539645S

(12) **United States Design Patent**
Chen et al.

(10) **Patent No.:** **US D539,645 S**

(45) **Date of Patent:** **** Apr. 3, 2007**

(54) **COMPUTER MOTHERBOARD PACKAGING BOX**

(75) Inventors: **Jing-Qun Chen**, Shenzhen (CN);
Chun-Chi Liang, Tu-Chen (TW);
Yun-Dong Xu, Shenzhen (CN)

(73) Assignee: **Hon Hai Precision Ind. Co., Ltd.**,
Taipei Hsien (TW)

(**) Term: **14 Years**

(21) Appl. No.: **29/217,197**

(22) Filed: **Nov. 15, 2004**

(30) **Foreign Application Priority Data**

Jun. 28, 2004 (CN) 2004300438352

(51) **LOC (8) Cl.** **09-03**

(52) **U.S. Cl.** **D9/432**

(58) **Field of Classification Search** D9/414,
D9/430-432, 715, 721; 229/116.1, 116.5,
229/87.19, 100, 923, 124, 126, 128; 206/459.5,
206/438, 570, 575; 220/9.1-9.3, 780
See application file for complete search history.

(56) **References Cited**

U.S. PATENT DOCUMENTS

- D382,478 S * 8/1997 Park D9/432
- D428,335 S * 7/2000 Toyota et al. D9/432
- D453,002 S * 1/2002 Mansau D9/432
- D453,682 S * 2/2002 Kusumi et al. D9/432

- D453,683 S * 2/2002 Kusumi et al. D9/432
- D482,279 S * 11/2003 Waldburger et al. D9/432

* cited by examiner

Primary Examiner—Stella Reid
Assistant Examiner—Mark Goodwin
(74) *Attorney, Agent, or Firm*—Wei Te Chung

(57) **CLAIM**

The ornamental design for a computer motherboard packaging box, as shown and described.

DESCRIPTION

The patent or application file contains at least one drawing executed in color. Copies of this patent or patent application publication with color drawing(s) will be provided with color drawing(s) will be provided by the Office upon request and payment of the necessary fee.

FIG. 1 is a perspective view of a computer motherboard packaging box of our new design;

FIG. 2 is a side elevational view thereof;

FIG. 3 is a side elevational view thereof from the side opposite that shown in FIG. 2;

FIG. 4 is an end elevational view thereof;

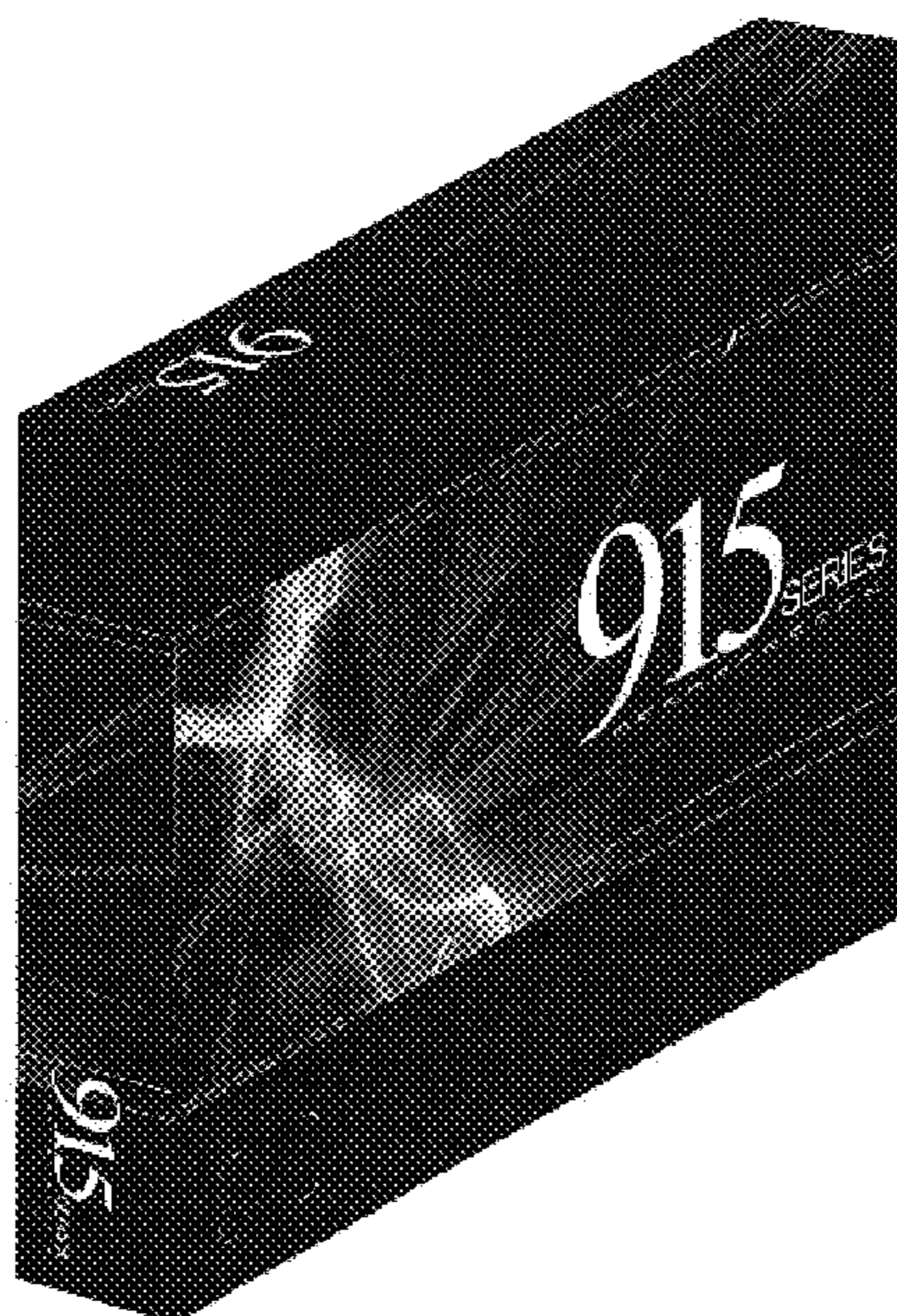
FIG. 5 is an end elevational view thereof from the end opposite that shown in FIG. 4;

FIG. 6 is a top plan view thereof; and,

FIG. 7 is a bottom plan view thereof.

1 Claim, 5 Drawing Sheets

(5 of 5 Drawing Sheet(s) Filed in Color)



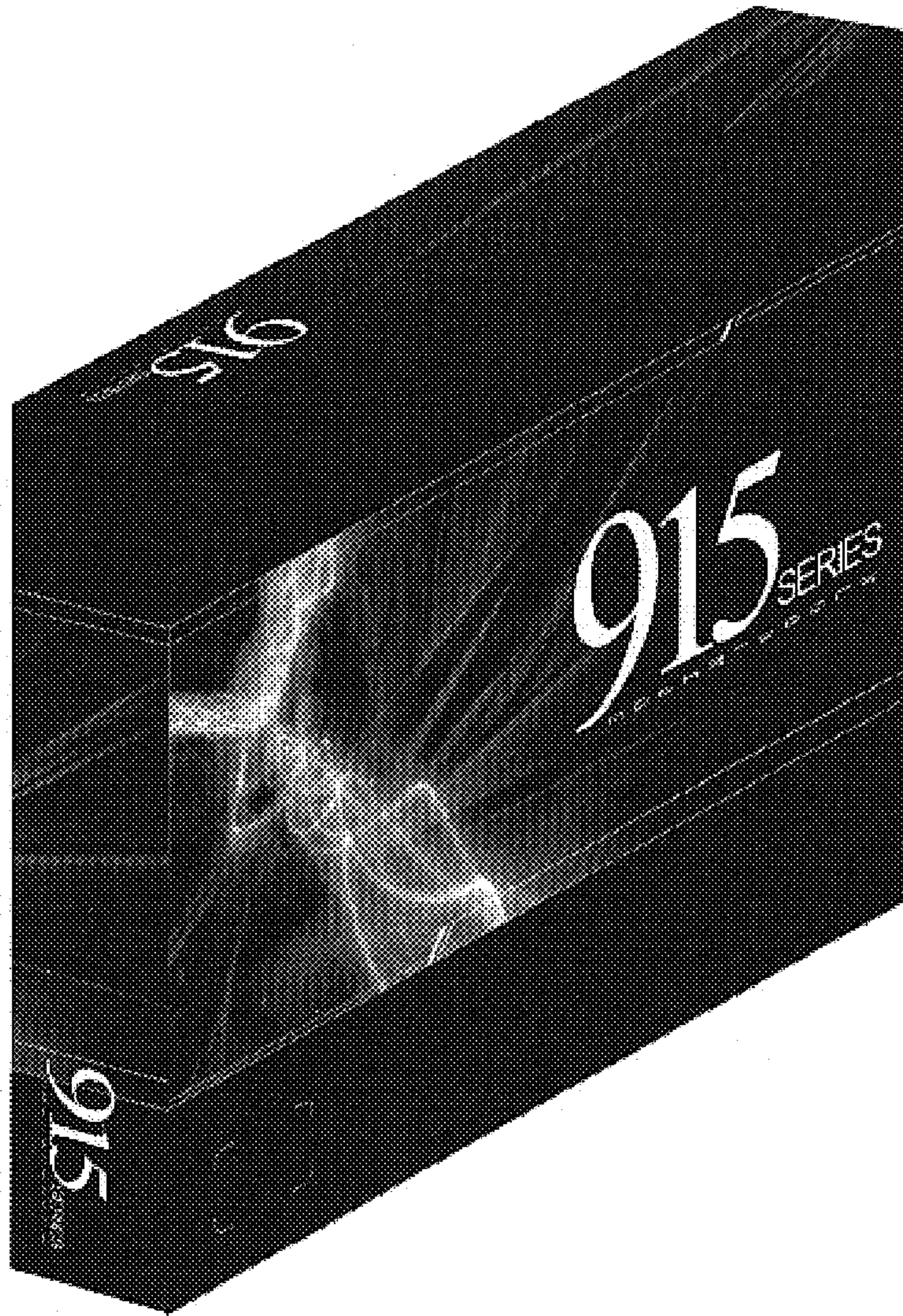


FIG. 1

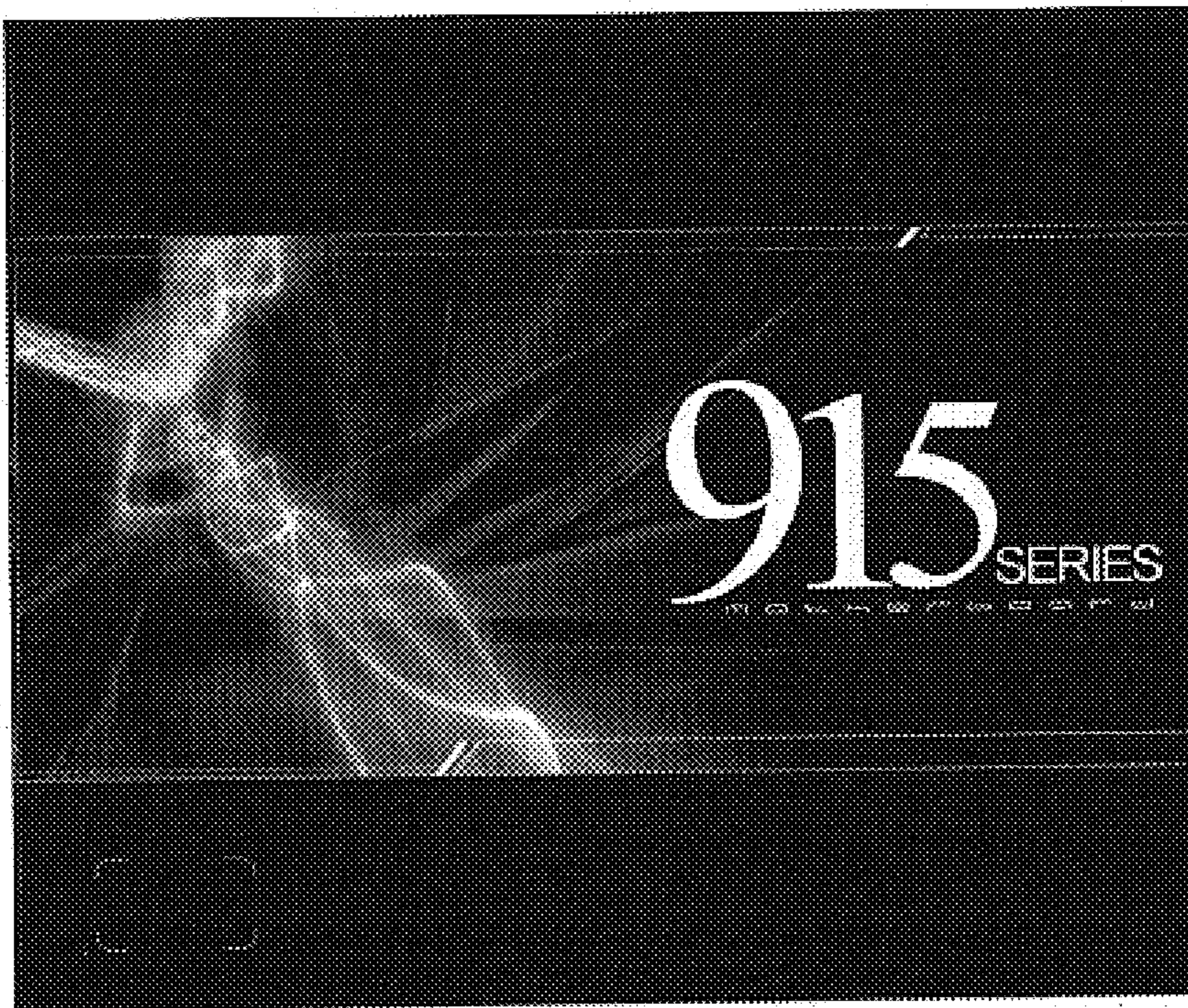


FIG. 2




FIG. 3




FIG. 5




FIG. 4




FIG. 6



FIG. 7