



US00D539642S

(12) **United States Design Patent** (10) **Patent No.:** **US D539,642 S**
Tanner (45) **Date of Patent:** **** *Apr. 3, 2007**

(54) **CONTAINER**
(75) Inventor: **Roger Geoffrey Tanner**, Great Dunmow (GB)
(73) Assignee: **Crown Packaging Technology, Inc.**, Alsip, IL (US)
(*) Notice: This patent is subject to a terminal disclaimer.
(**) Term: **14 Years**
(21) Appl. No.: **29/238,321**
(22) Filed: **Sep. 14, 2005**
(51) **LOC (8) Cl.** **09-03**
(52) **U.S. Cl.** **D9/424; D9/420**
(58) **Field of Classification Search** D9/424, D9/416, 417, 419, 420, 423, 425, 426, 430, D9/529; D28/8.1, 76, 83; 206/581, 800, 815, 206/823
See application file for complete search history.

D349,644 S 8/1994 Miyairi et al.
D350,836 S 9/1994 Chevassus
D351,789 S * 10/1994 Lee D9/424
D357,274 S 4/1995 Sato
D369,282 S 4/1996 Arduini
D375,258 S 11/1996 Weder et al.
D375,620 S 11/1996 Chan
D383,062 S * 9/1997 Gilels et al. D9/421
D389,174 S 1/1998 Yasoshima
D394,131 S 5/1998 Litton
D401,017 S 11/1998 Thorpe
D407,855 S 4/1999 Orsomando
D407,972 S 4/1999 Hilton
D424,245 S 5/2000 Stoecker
D431,881 S 10/2000 Gavin
D432,911 S 10/2000 Clarke et al.
D433,940 S 11/2000 Lindsay et al.
6,240,989 B1 6/2001 Masoud
D446,718 S 8/2001 Anderson
D448,295 S 9/2001 Mozes
D449,165 S 10/2001 van der Hulst
D450,593 S * 11/2001 Jebb et al. D9/529

(Continued)

(56) **References Cited**
U.S. PATENT DOCUMENTS

2,295,747 A 9/1942 Mills
2,722,309 A 11/1955 Waterman
D199,819 S 12/1964 Palson
D200,000 S 1/1965 Richards
D267,983 S 2/1983 Cheung
D277,420 S 1/1985 Bakic
D278,207 S 4/1985 McLaughlin
D280,852 S 10/1985 Bakic
D281,827 S 12/1985 Bakic
D285,177 S 8/1986 Goetz
D285,414 S 9/1986 Goetz et al.
D303,581 S 9/1989 Bakic
D305,947 S 2/1990 Chevassus
D309,431 S 7/1990 Sheehan
D311,684 S 10/1990 Newell et al.
D323,293 S * 1/1992 Gutkowski D9/529
D328,710 S * 8/1992 Deflander D9/529
D339,286 S 9/1993 Kelsey et al.

Primary Examiner—Prabhakar Deshmukh
Assistant Examiner—Derrick Holland
(74) *Attorney, Agent, or Firm*—Knoble Yoshida & Dunleavy, LLC

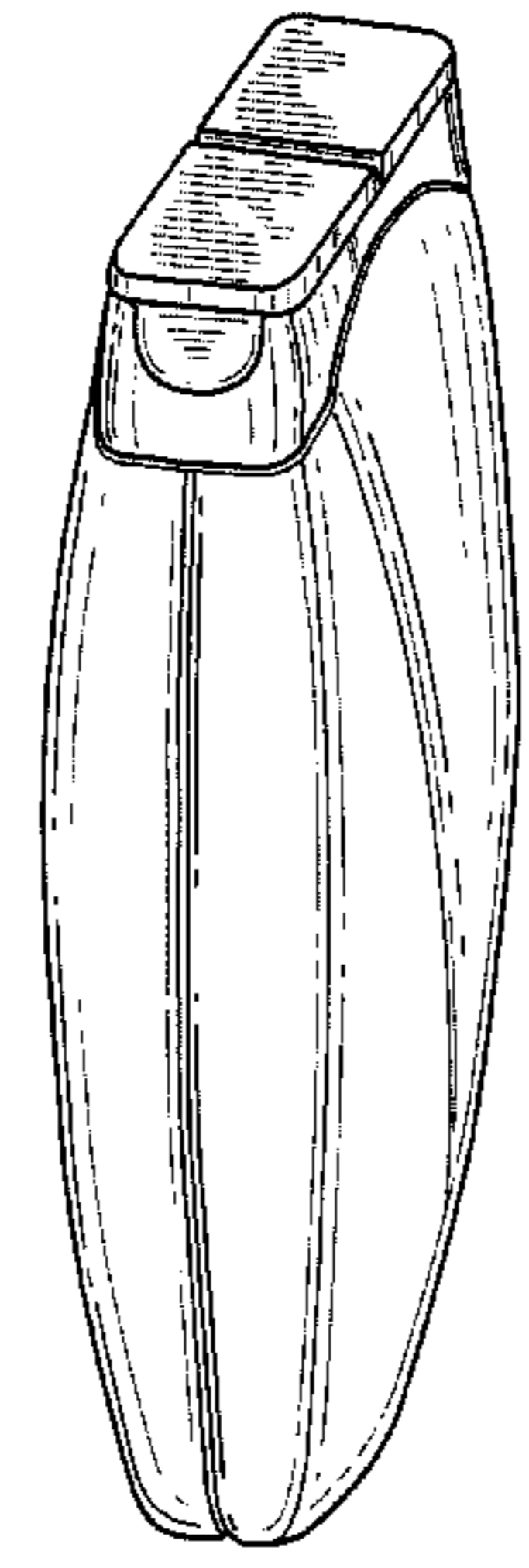
(57) **CLAIM**

The ornamental design for a “container,” as shown and described.

DESCRIPTION

FIG. 1 is a perspective view of a container, showing my new design;
FIG. 2 is a front elevational view;
FIG. 3 is a rear elevational view;
FIG. 4; is a top plan view;
FIG. 5; is a bottom plan view;
FIG. 6 is a first side elevational view; and,
FIG. 7 is a second side elevational view.

1 Claim, 4 Drawing Sheets



US D539,642 S

Page 2

U.S. PATENT DOCUMENTS

D452,373 S	12/2001	Horntrich	D475,282 S	6/2003	Snaith et al.
6,341,710 B1	1/2002	Danielson et al.	D478,689 S	8/2003	Thorpe
D455,235 S	4/2002	Braaten et al.	D479,016 S	8/2003	Sgariboldi
D460,690 S	7/2002	Doerschlag	D479,462 S	9/2003	Chan
D464,173 S	10/2002	Orsomando	D480,634 S	10/2003	Caroen
D464,567 S	10/2002	Baerenwald et al.	D484,409 S	12/2003	Haggerty et al.
D465,729 S	11/2002	Nishimura	D502,095 S	2/2005	Tucker et al.
D471,820 S *	3/2003	Faillant-Dumas D9/529	D509,732 S	9/2005	Staples
D472,803 S	4/2003	Saunders	2001/0023595 A1	9/2001	Kaposi
D473,680 S	4/2003	Saunders et al.	2002/0005044 A1	1/2002	Mahajan

* cited by examiner

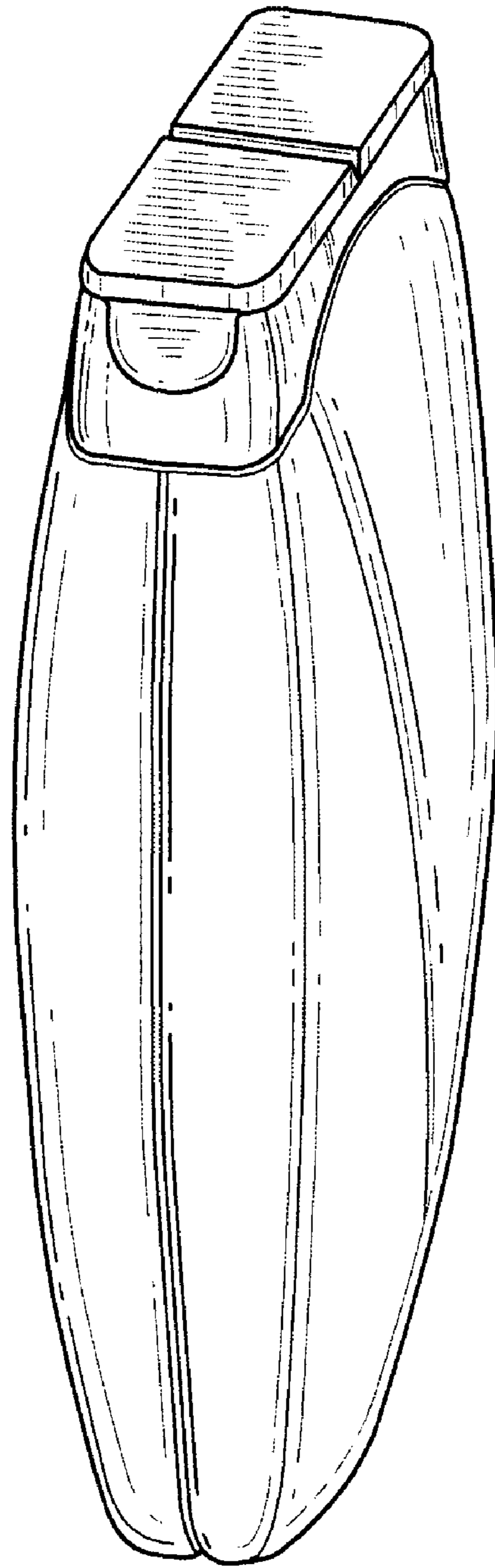


FIG. 1

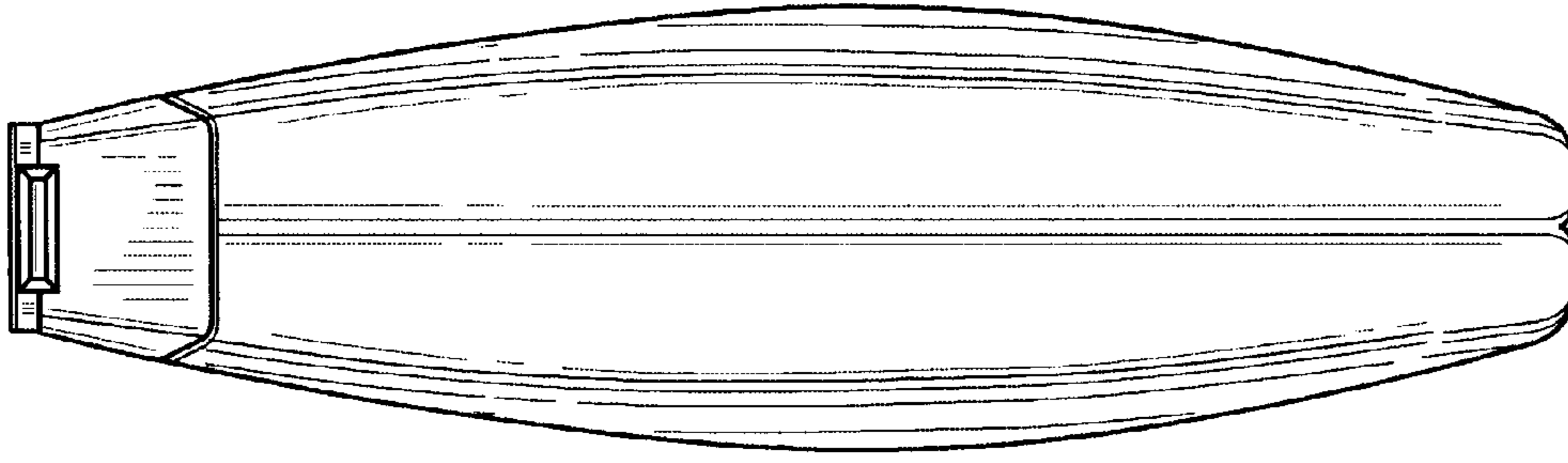


FIG. 3

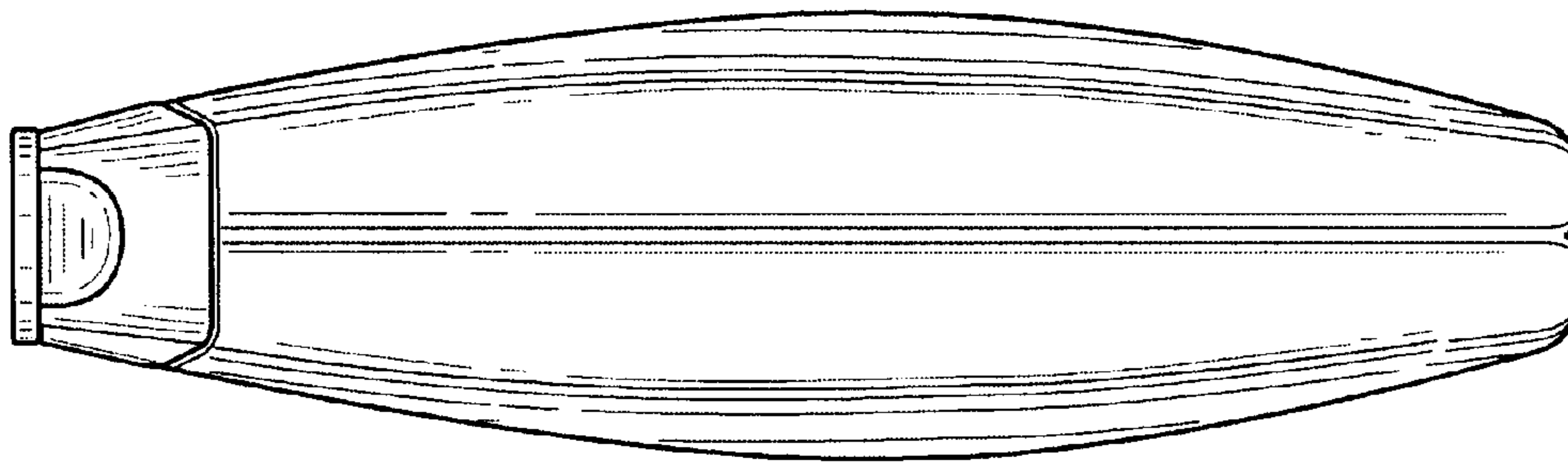


FIG. 2

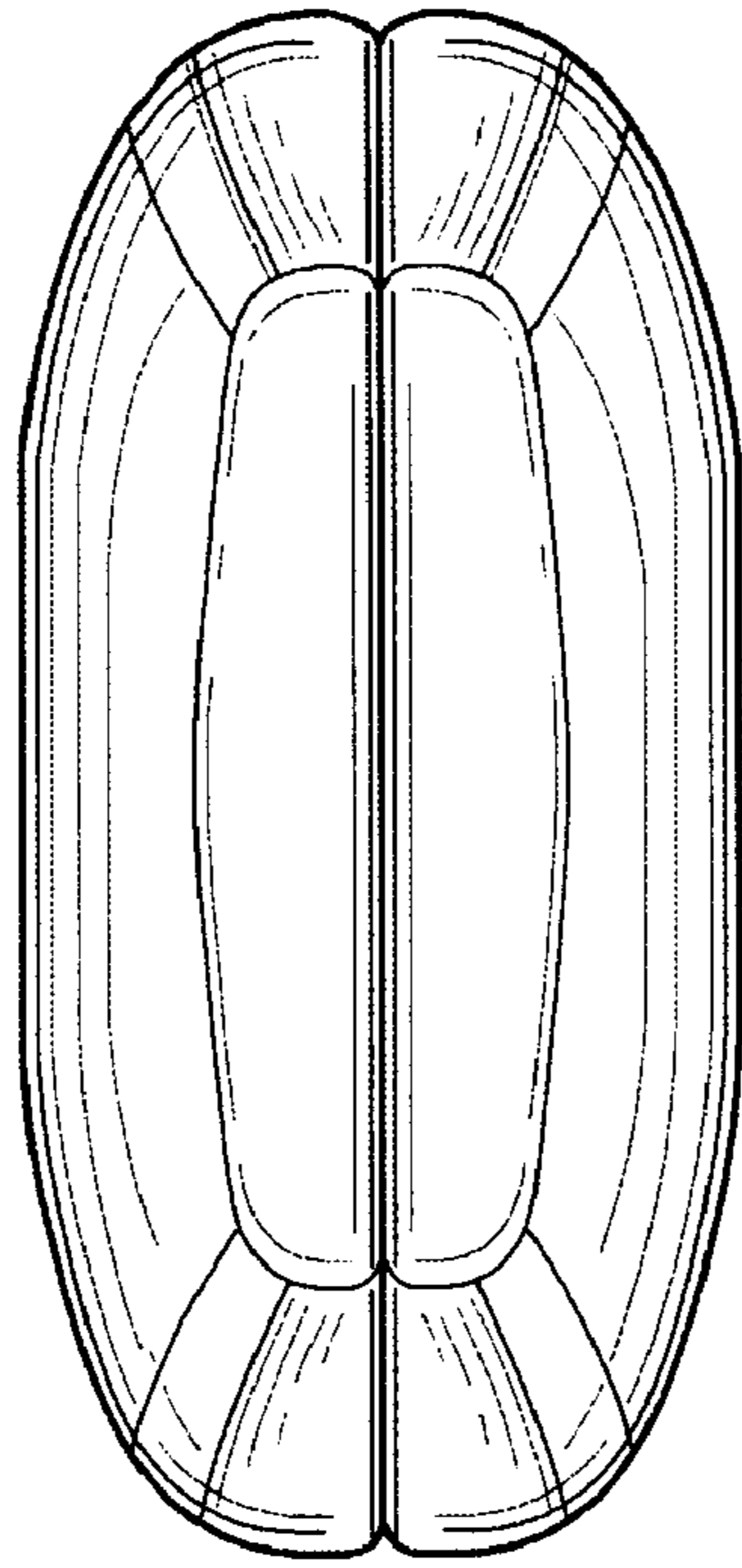


FIG. 5




FIG. 4

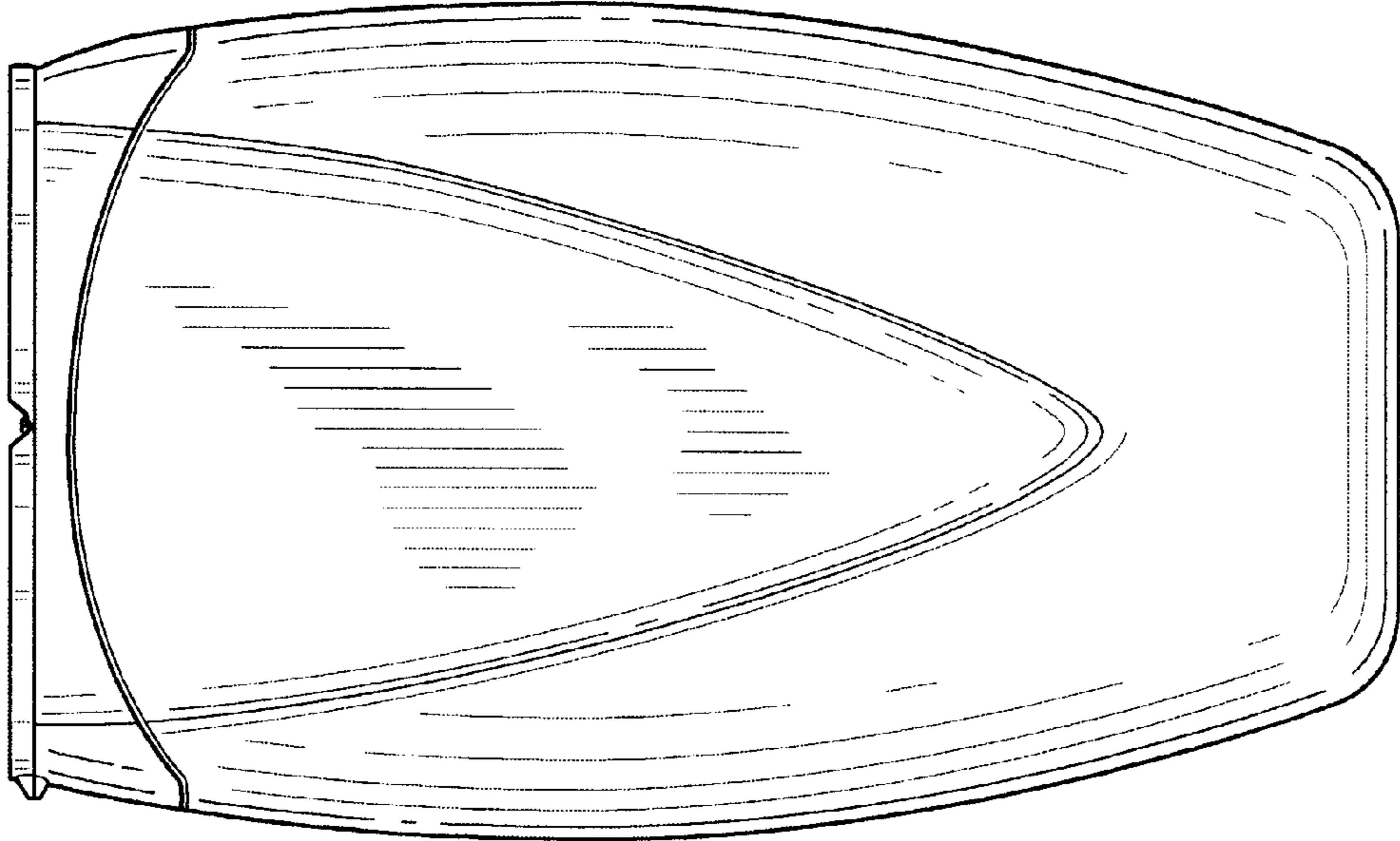


FIG. 6

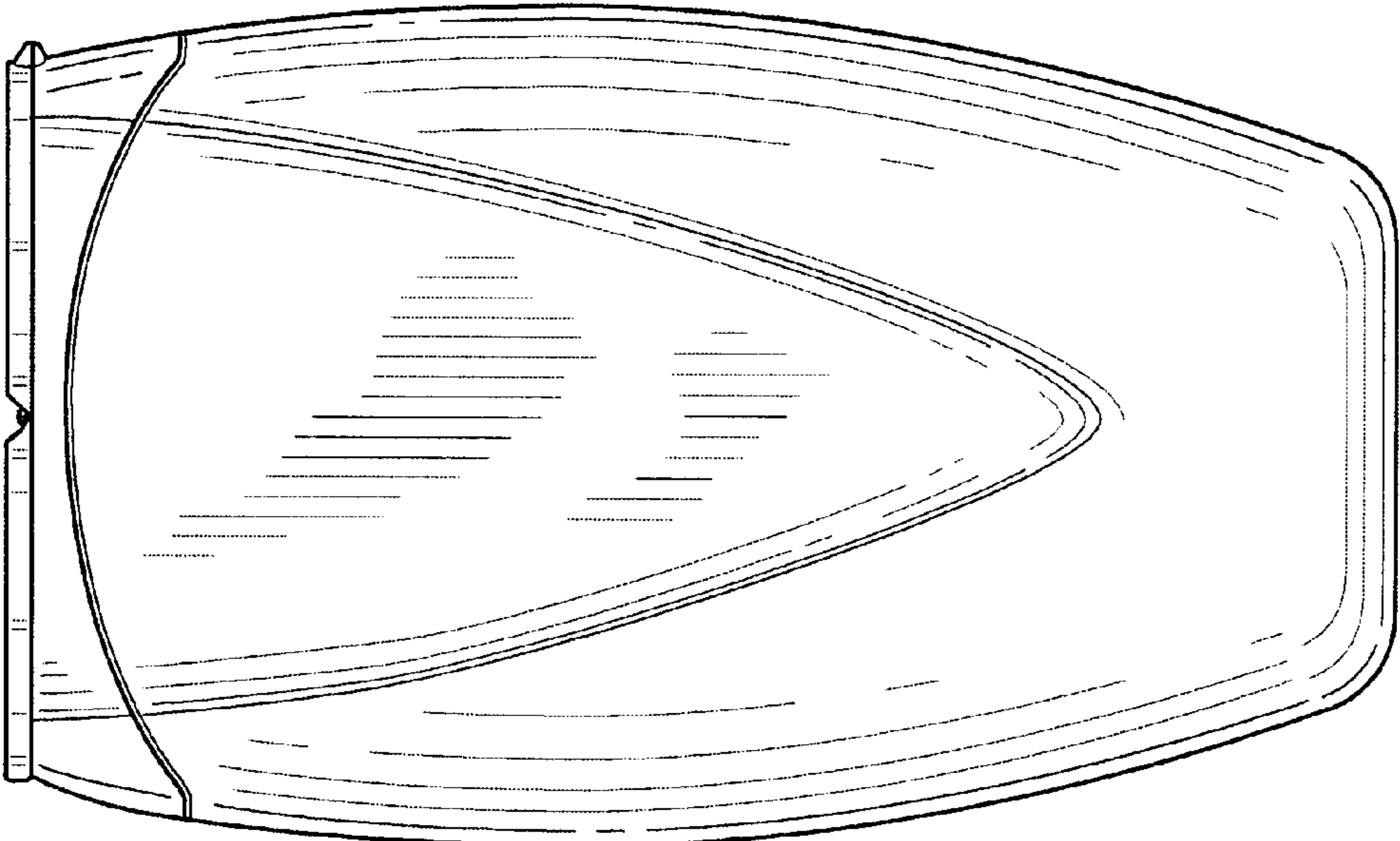


FIG. 7