



US00D539636S

(12) **United States Design Patent**
Bremmon

(10) **Patent No.:** **US D539,636 S**

(45) **Date of Patent:** **** Apr. 3, 2007**

(54) **MOUNTING BRACKET FOR FLAT PANEL DISPLAY**

Chief Manufacturing, Inc., *the focus: Presentation Support Solutions*, Full-Line Product Guide, Apr. 2002, pp. 1-68.

(75) Inventor: **Jeff Bremmon**, Shakopee, MN (US)

* cited by examiner

(73) Assignee: **CSAV, Inc.**, Wellesley, MA (US)

Primary Examiner—Holly A. Baynham

(**) Term: **14 Years**

(74) *Attorney, Agent, or Firm*—Patterson, Thunte, Skaar & Christensen, P.A.

(21) Appl. No.: **29/231,516**

(57) **CLAIM**

(22) Filed: **Jun. 6, 2005**

I claim the ornamental design for mounting bracket for flat panel display, as shown.

(51) **LOC (8) Cl.** **08-05**

(52) **U.S. Cl.** **D8/363**

(58) **Field of Classification Search** D8/363,
D8/373, 380; D14/214, 224; 248/284.1
See application file for complete search history.

DESCRIPTION

(56) **References Cited**

U.S. PATENT DOCUMENTS

6,367,756	B1	*	4/2002	Wang	248/278.1
6,402,109	B1		6/2002	Dittmer		
D477,325	S		7/2003	Theis et al.		
D477,606	S		7/2003	Theis et al.		
D493,800	S		8/2004	Pfister et al.		
D494,596	S		8/2004	Pfister		
D494,978	S		8/2004	Pfister		
D495,713	S		9/2004	Pfister et al.		
6,905,101	B1		6/2005	Dittmer		
2004/0011932	A1	*	1/2004	Duff	248/157

FIG. 1 is a front perspective view of a mounting bracket for flat panel display according to the invention;

FIG. 2 is a rear elevation view of a mounting bracket for flat panel display according to the invention;

FIG. 3 is a front elevation view of a mounting bracket for flat panel display according to the invention;

FIG. 4 is a bottom plan view of a mounting bracket for flat panel display according to the invention;

FIG. 5 is a top plan view of a mounting bracket for flat panel display according to the invention;

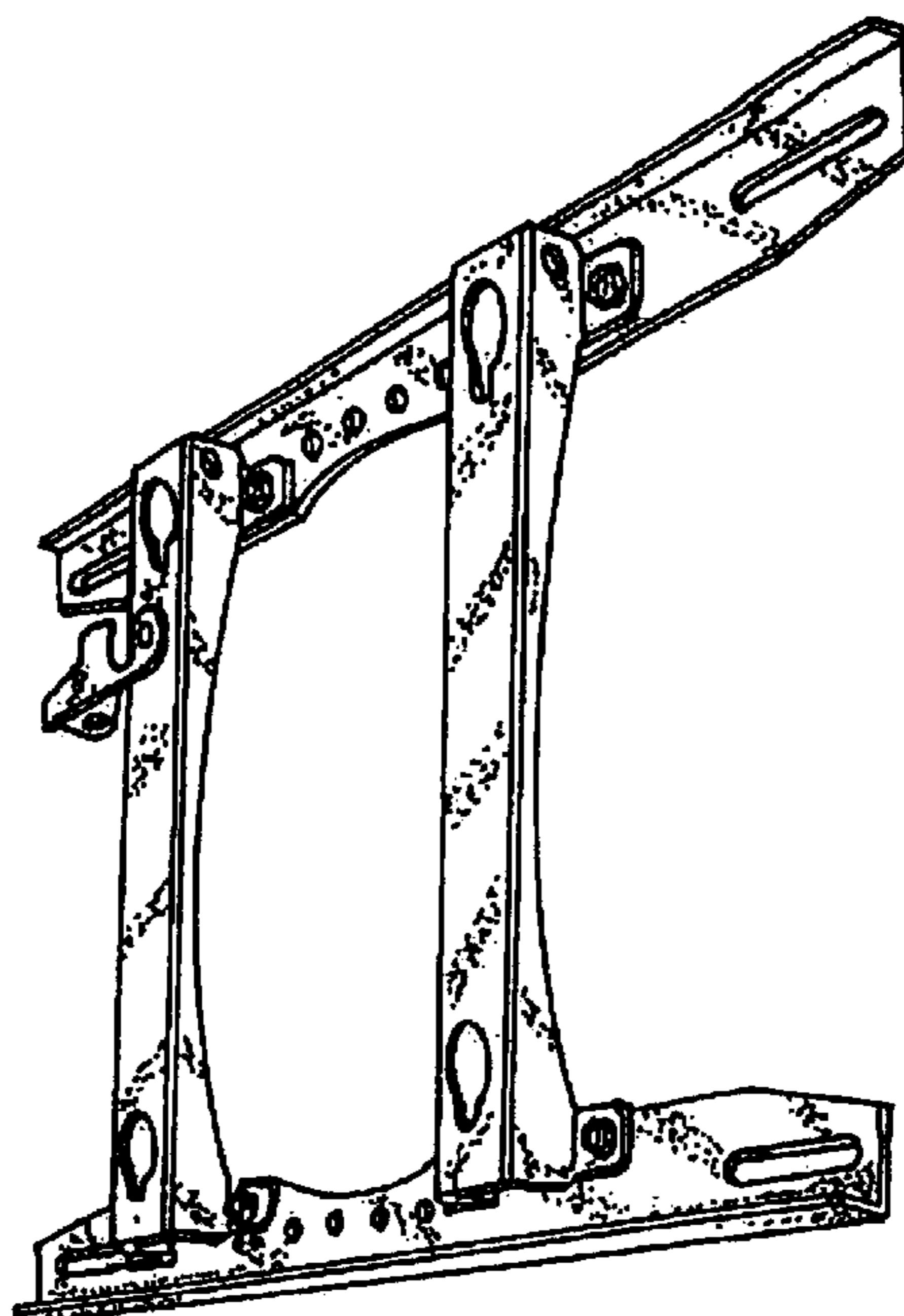
FIG. 6 is a side elevation view of a mounting bracket for flat panel display according to the invention; and,

FIG. 7 is an opposing side elevation view of the mounting bracket for flat panel display depicted in FIG. 6.

OTHER PUBLICATIONS

Chief Manufacturing, Inc., *Full-Line Product Guide 2004*, Jan. 2004, pp. 1-64.

1 Claim, 2 Drawing Sheets



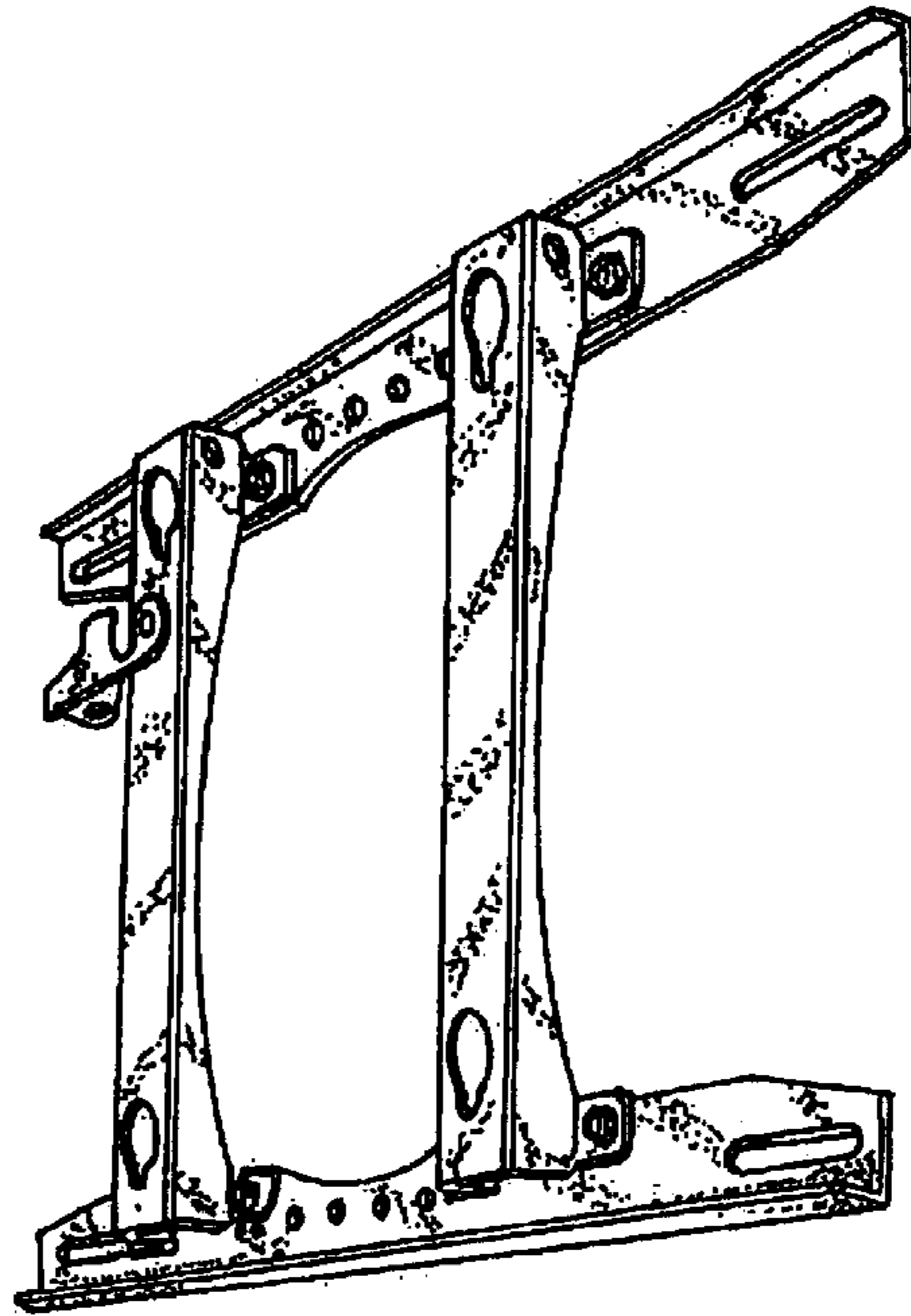


Fig. 1.

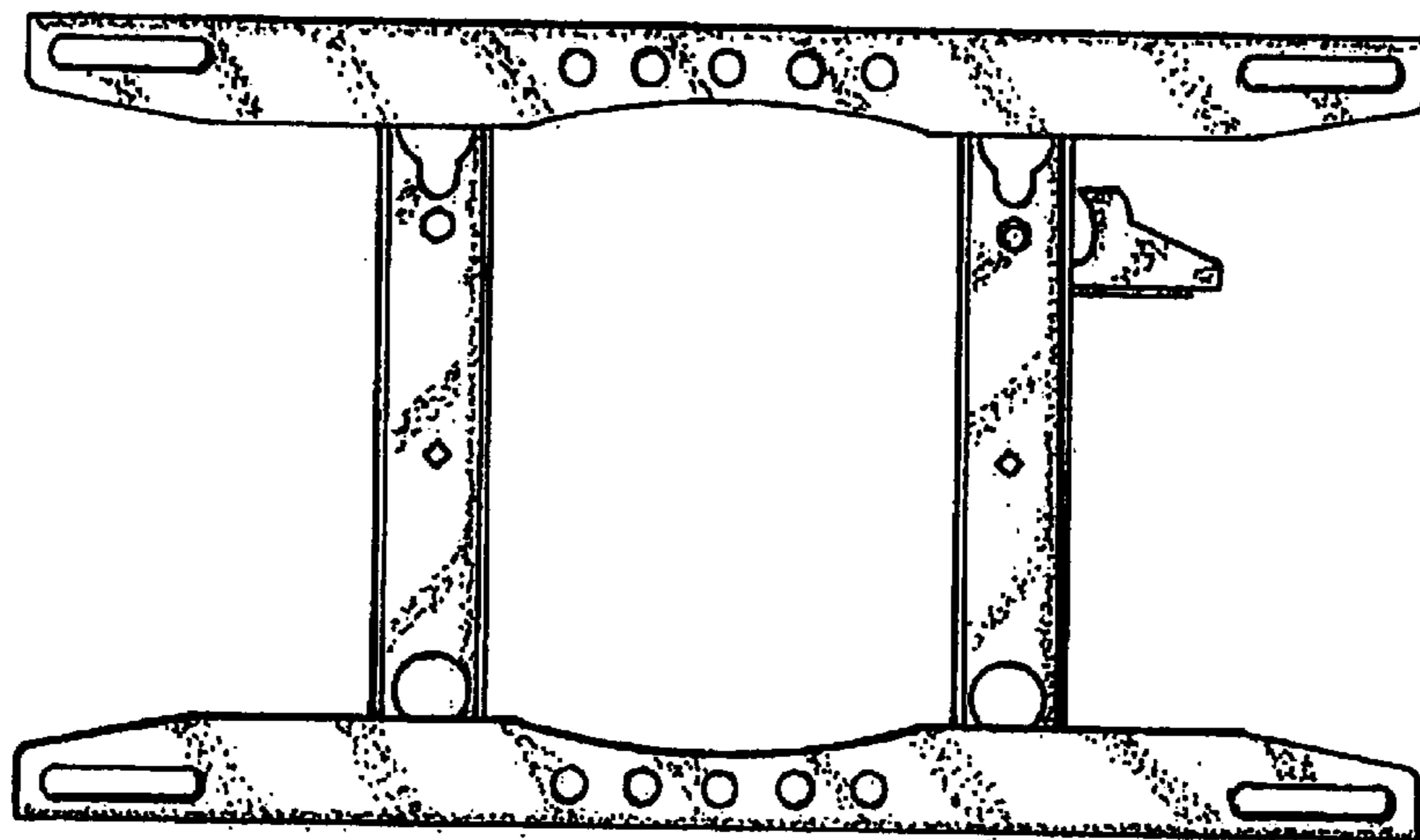


Fig. 2.

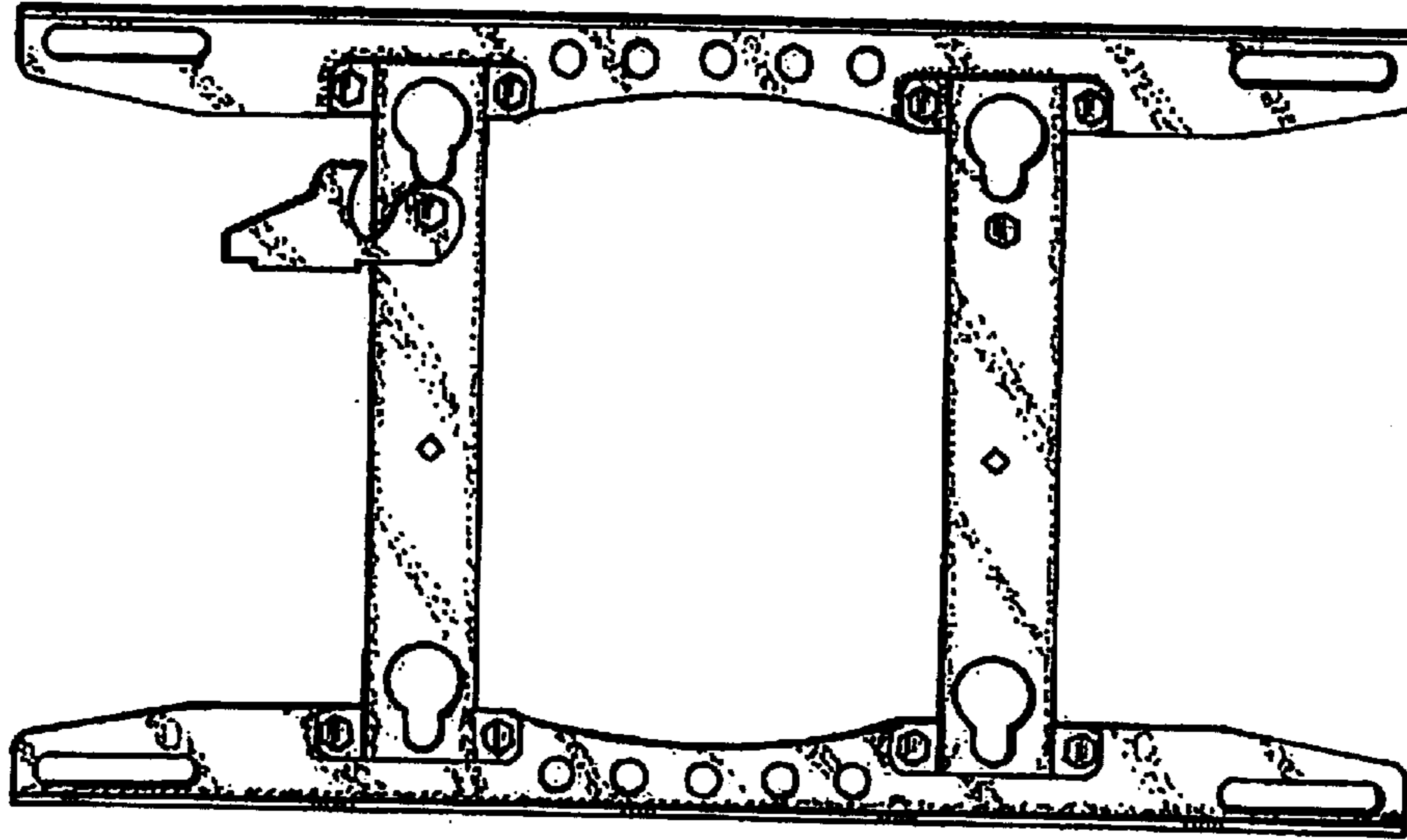


Fig. 3.




Fig. 4.




Fig. 5.



Fig. 6.

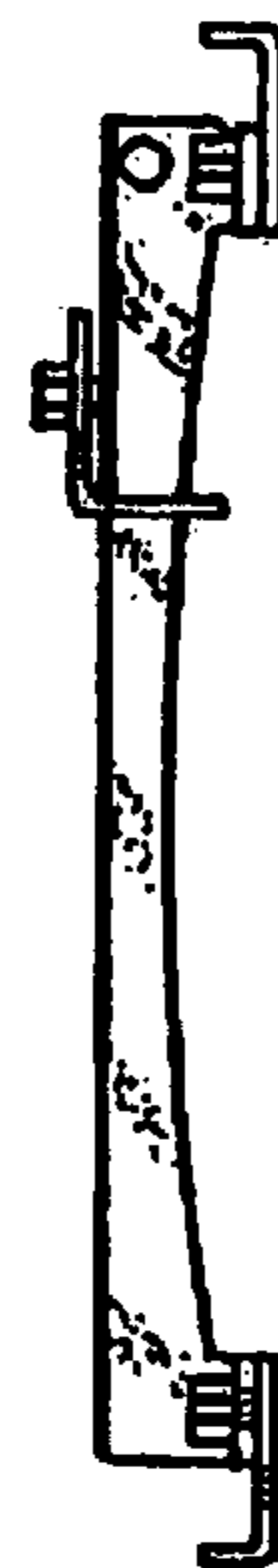


Fig. 7.