



US00D539631S

(12) **United States Design Patent**  
**Taylor**

(10) **Patent No.:** **US D539,631 S**

(45) **Date of Patent:** **\*\* Apr. 3, 2007**

(54) **POCKET KNIFE HANDLE**

(75) **Inventor:** **Stewart A. Taylor**, Kingsport, TN (US)

(73) **Assignee:** **Taylor Brands, LLC**, Kingsport, TN (US)

(\*\*) **Term:** **14 Years**

(21) **Appl. No.:** **29/242,360**

(22) **Filed:** **Nov. 9, 2005**

(51) **LOC (8) Cl.** ..... **08-03**

(52) **U.S. Cl.** ..... **D8/107**

(58) **Field of Classification Search** ..... D7/401.2,  
D7/649, 650, 652, 693, 695, 696, 381, 393,  
D7/395, 396.4, 412; D8/98-100, 107; 30/151-160,  
30/123.5, 295, 344; D29/113, 114  
See application file for complete search history.

(56) **References Cited**

**U.S. PATENT DOCUMENTS**

D302,934 S	*	8/1989	Finn	.....	D8/99
6,154,965 A	*	12/2000	Sakai	.....	30/161
D442,460 S	*	5/2001	Glesser	.....	D8/99
D461,387 S	*	8/2002	Glesser	.....	D8/99
D479,114 S	*	9/2003	Onion	.....	D8/99
D484,009 S	*	12/2003	Shing	.....	D7/652
6,675,484 B2	*	1/2004	McHenry et al.	.....	30/161
D488,697 S	*	4/2004	Rae	.....	D8/99
D505,057 S	*	5/2005	Ralph	.....	D8/99

D508,194 S	*	8/2005	Carter, III	.....	D8/99
D530,180 S	*	10/2006	Klecker et al.	.....	D8/99
2006/0143929 A1	*	7/2006	Lake	.....	30/155
2006/0230620 A1	*	10/2006	Steigerwalt et al.	.....	30/159

\* cited by examiner

*Primary Examiner*—Alan P. Douglas

*Assistant Examiner*—Barbara Fox

(74) *Attorney, Agent, or Firm*—Luedeka, Neely & Graham  
PC

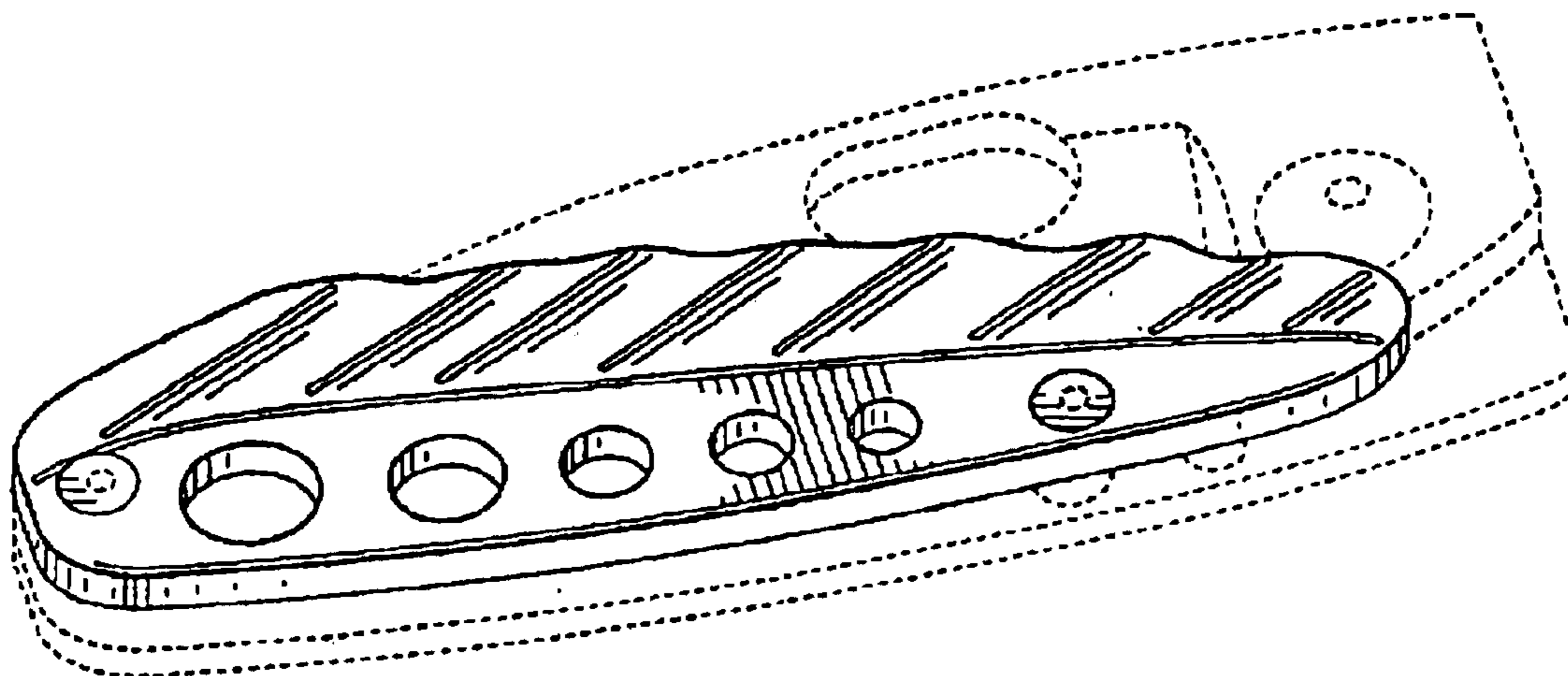
(57) **CLAIM**

The ornamental design for a pocket knife handle, as shown.

**DESCRIPTION**

FIG. 1 is a frontal upper perspective view of the handle of my new design,  
FIG. 2 is a frontal lower perspective view of the handle of my new design;  
FIG. 3 is a front side view of the handle of my new design,  
FIG. 4 is a rear side view of the handle of my new design,  
FIG. 5 is a right side view of the handle of my new design,  
FIG. 6 is a left side view of the handle of my new design,  
FIG. 7 is a front end view of the handle of my new design;  
and,  
FIG. 8 is a rear end view of the handle of my new design.  
The broken line showing of the pocket knife handle is included for the purpose of illustrating environmental structure and forms no part of the claimed design.

**1 Claim, 3 Drawing Sheets**



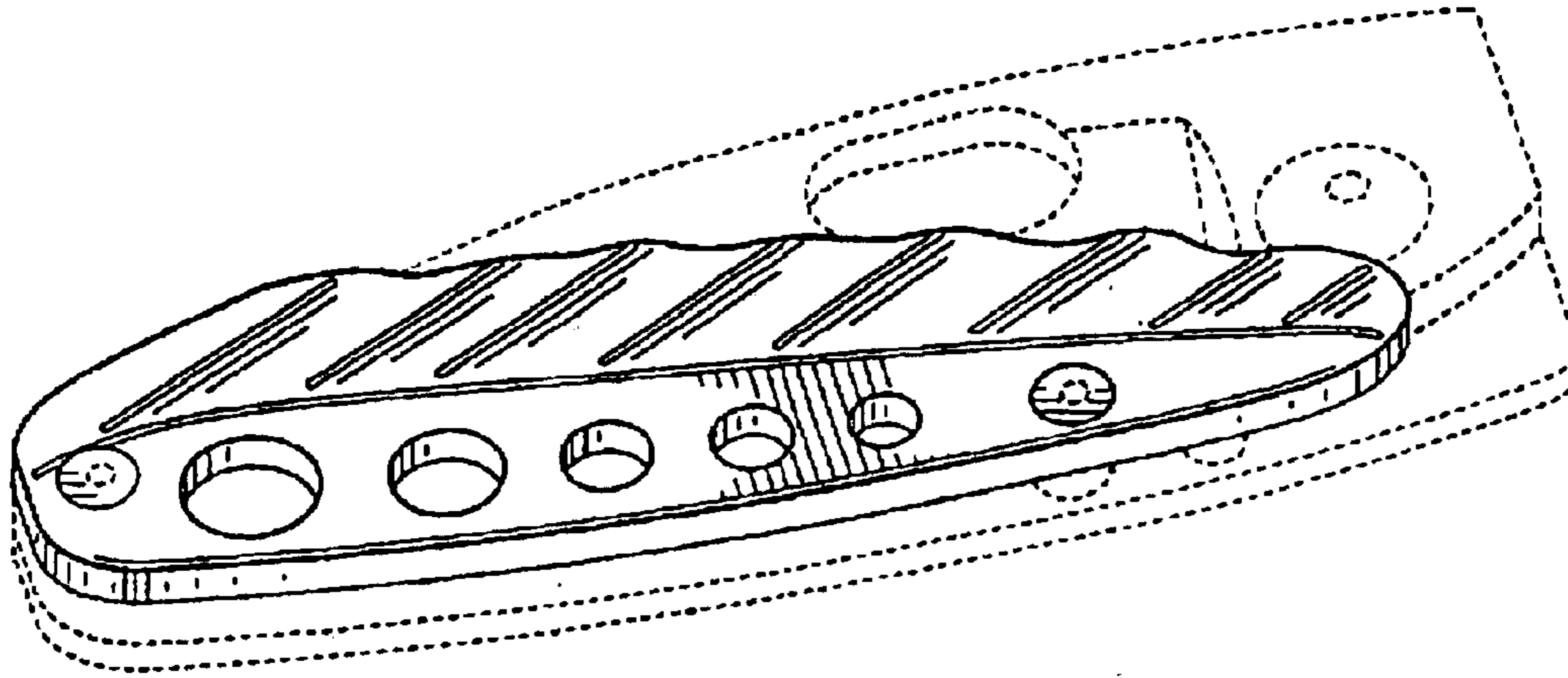


FIG. 1

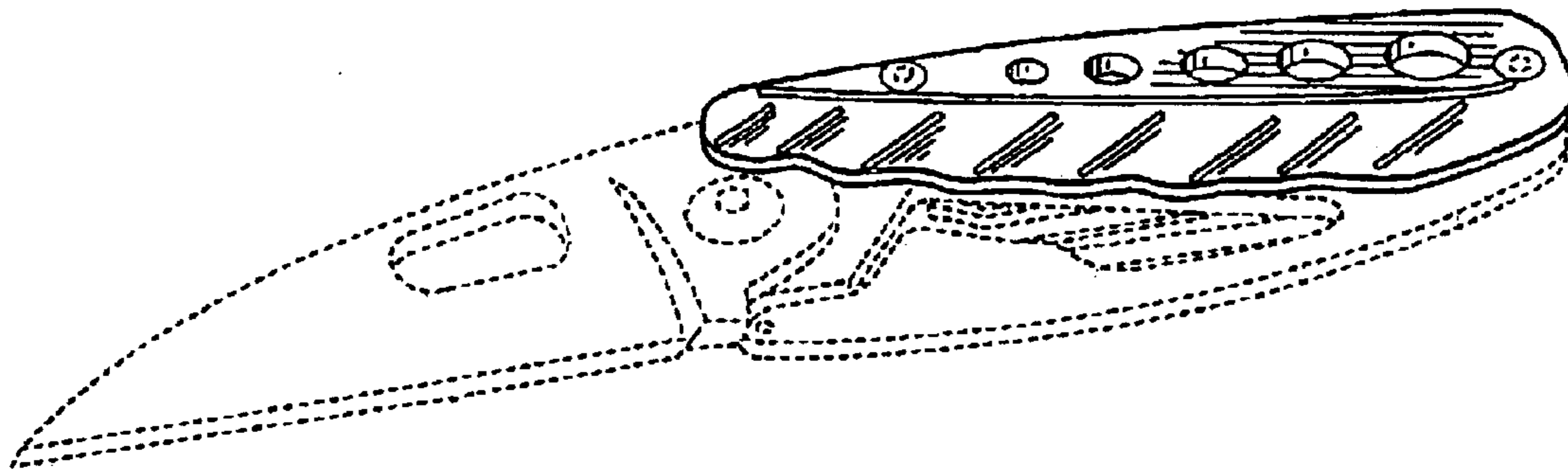


FIG. 2




FIG. 3

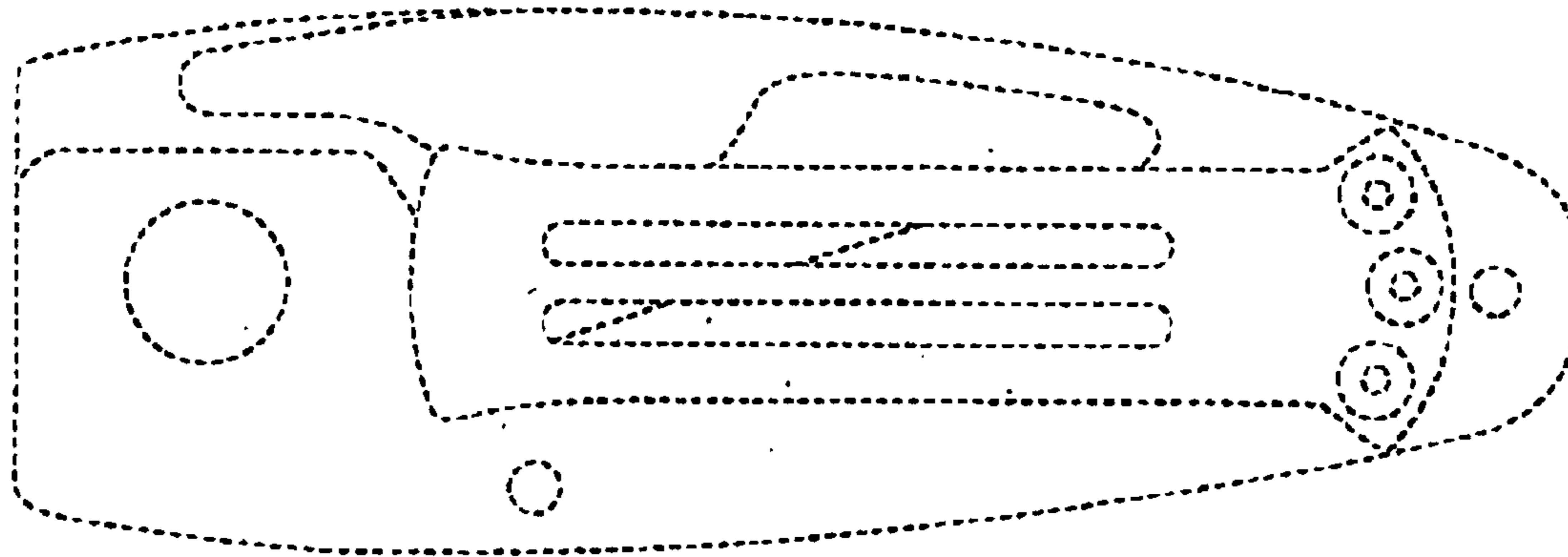


FIG. 4




FIG. 5





FIG. 6



**FIG. 7**



**FIG. 8**