



US00D539622S

(12) **United States Design Patent**
Wysopal

(10) **Patent No.:** **US D539,622 S**

(45) **Date of Patent:** **** Apr. 3, 2007**

(54) **FOOTBALL-SHAPED BOTTLE OPENER ASSEMBLY FOR USE WITH A BASEBALL CAP**

(76) Inventor: **James Wysopal**, 2239 Aralia St., Newport Beach, CA (US) 92660

(**) Term: **14 Years**

(21) Appl. No.: **29/241,518**

(22) Filed: **Oct. 28, 2005**

(51) **LOC (8) Cl.** **07-99**

(52) **U.S. Cl.** **D8/38; D8/34**

(58) **Field of Classification Search** D8/16-19, D8/21, 27, 33-43, 88, 105; D7/665, 666, D7/680; 7/113, 151-156; 81/3.07, 3.09, 3.27, 81/3.4, 3.55

See application file for complete search history.

(56) **References Cited**

U.S. PATENT DOCUMENTS

D206,176 S	*	11/1966	Guarino	D10/119
4,337,678 A	*	7/1982	Mumford	81/3.4
D288,984 S	*	3/1987	Scheurer et al.	D3/211
D363,157 S	*	10/1995	Rodgers	D8/38
D408,237 S		4/1999	Wysopal		
D433,298 S		11/2000	Wysopal		
D442,449 S	*	5/2001	McQuillan	D8/40
D458,097 S	*	6/2002	de la Guardia	D8/33

D482,251 S	*	11/2003	Kelleghan	D8/40
6,666,110 B1	*	12/2003	Buettner	81/3.4
D503,516 S	*	4/2005	Wysopal	D2/866
D521,332 S	*	5/2006	Dighton et al.	D8/38
D522,822 S	*	6/2006	Dighton et al.	D8/38

* cited by examiner

Primary Examiner—Robert M Spear

Assistant Examiner—Garth Rademaker

(74) *Attorney, Agent, or Firm*—Eric Karich

(57) **CLAIM**

The ornamental design for a “football-shaped bottle opener assembly for use with a baseball cap,” as shown and described.

DESCRIPTION

FIG. 1 is a perspective view of a football-shaped bottle opener assembly for use with a baseball cap, showing my new design;

FIG. 2 is a top plan view thereof;

FIG. 3 is a bottom plan view thereof;

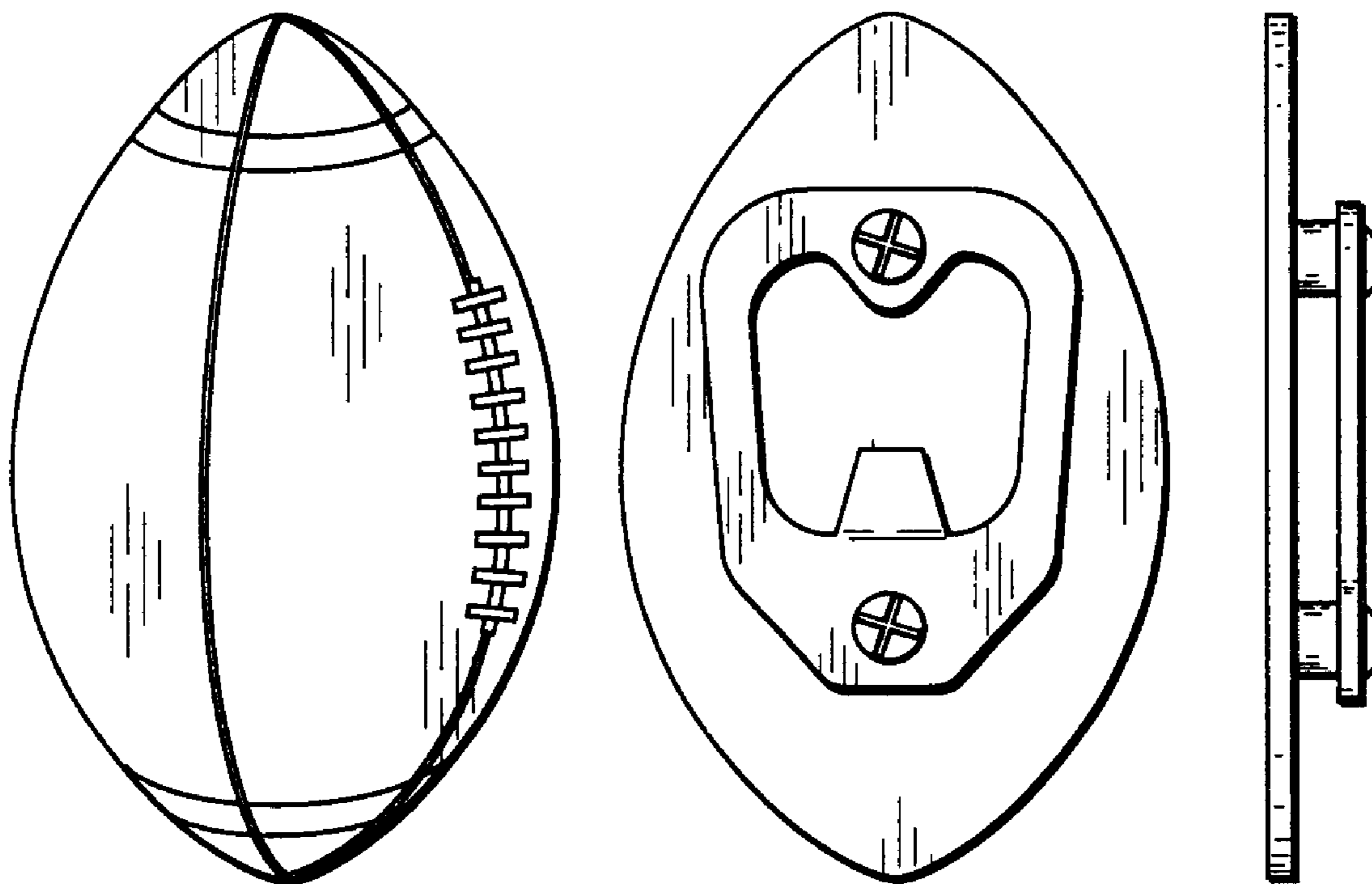
FIG. 4 is a left side elevational view thereof, the right side elevational view being a mirror image thereof;

FIG. 5 is a front elevational view thereof; and,

FIG. 6 is a rear elevational view thereof.

The broken line showing of a baseball cap is for illustrative purposes only and forms no part of the claimed design.

1 Claim, 2 Drawing Sheets



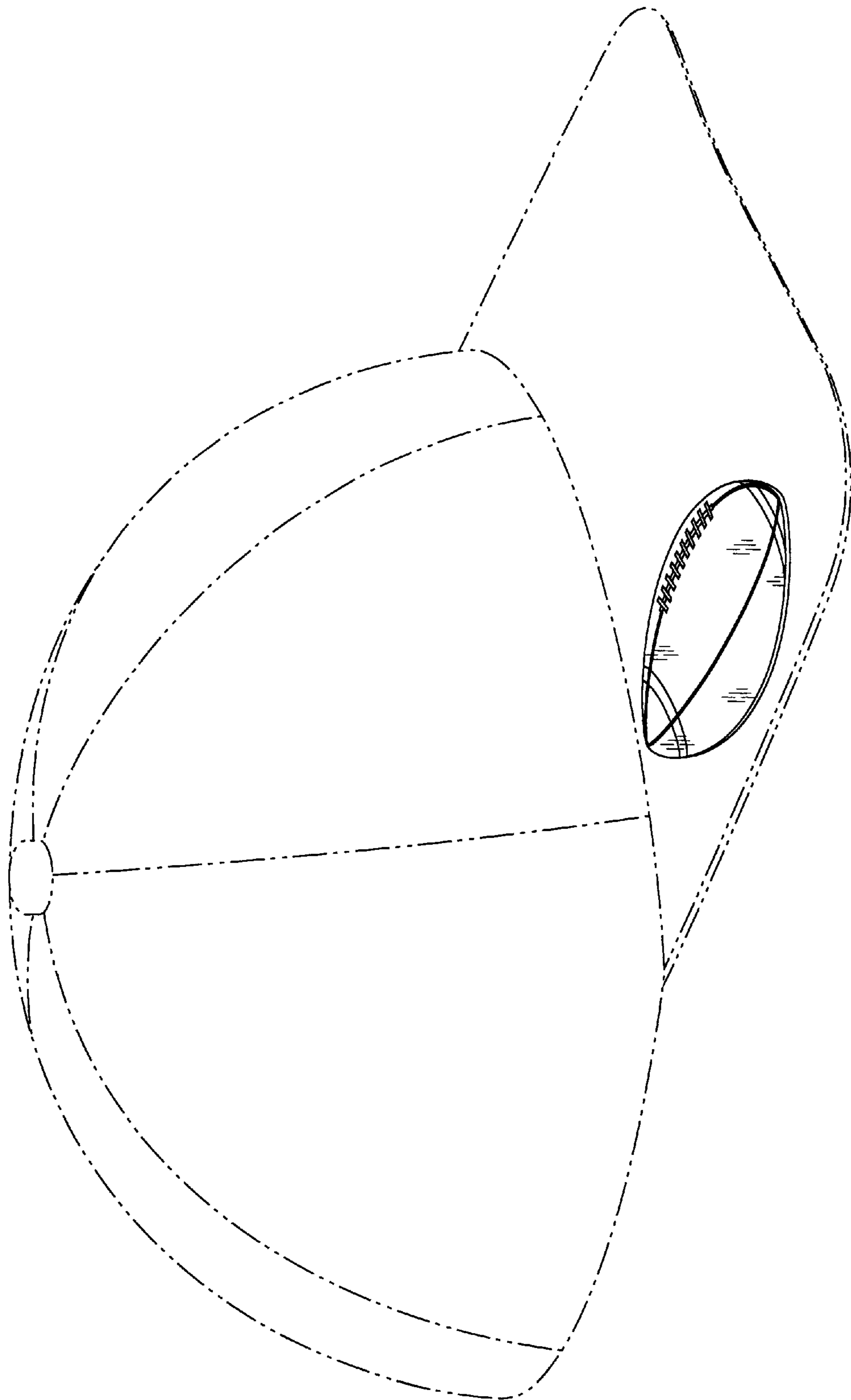


Fig. 1

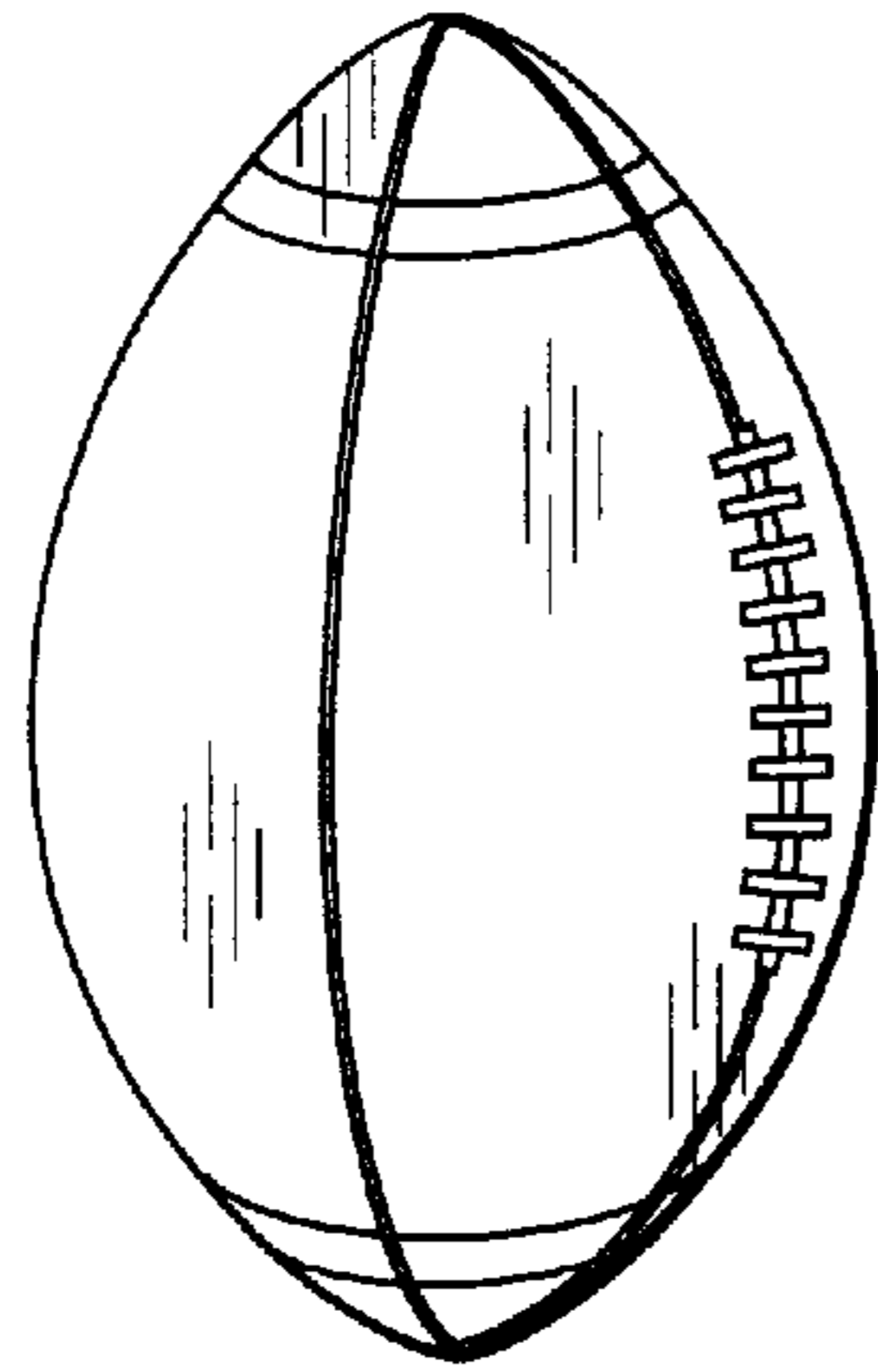


Fig. 2

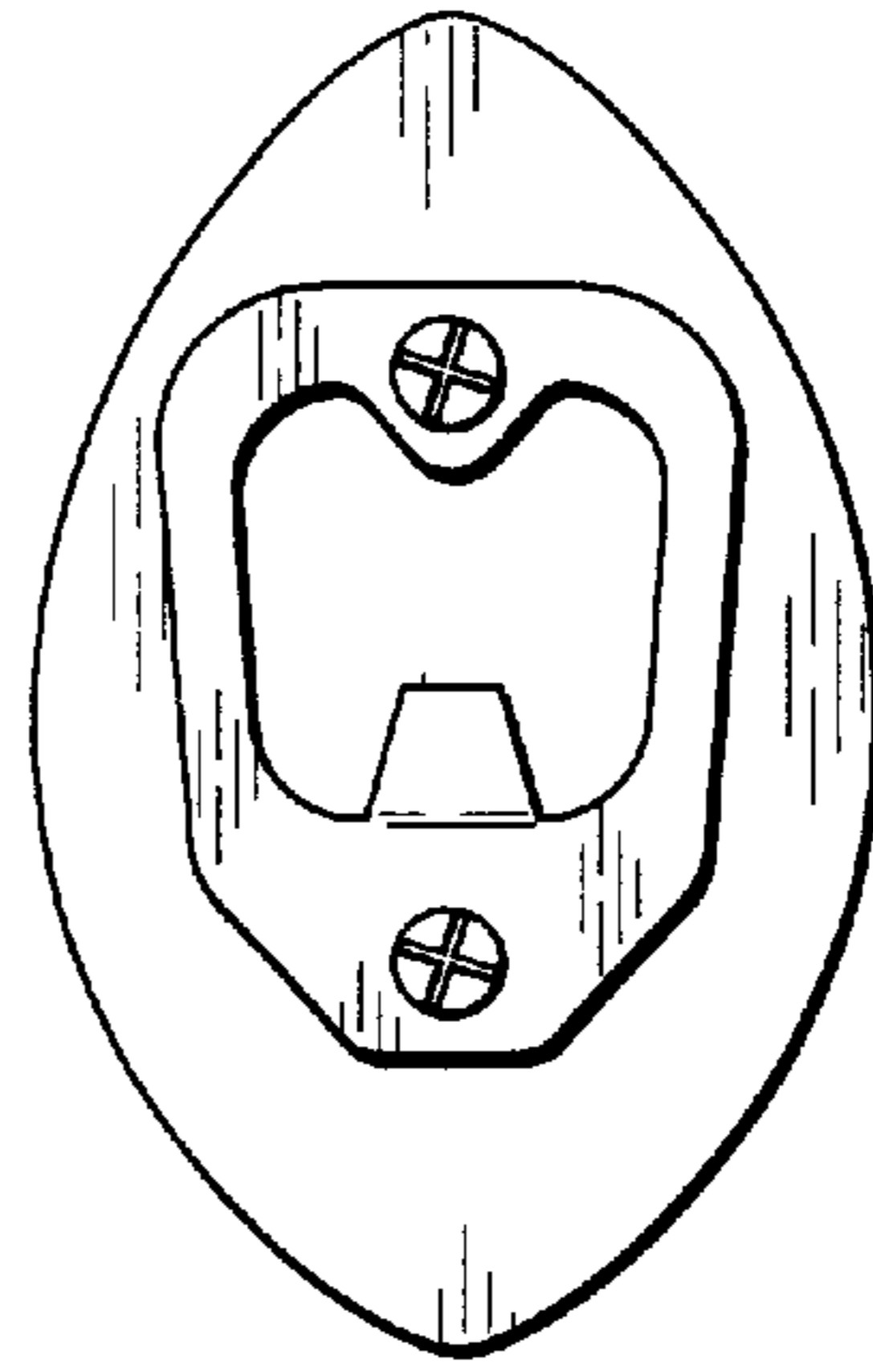


Fig. 3



Fig. 4



Fig. 5



Fig. 6