



US00D539602S

(12) **United States Design Patent**  
**Lin**

(10) **Patent No.:** **US D539,602 S**

(45) **Date of Patent:** **\*\* Apr. 3, 2007**

(54) **MILK SHAKE MAKER**

(76) Inventor: **Kuan Chih Lin**, No. 66, Sec. 1, Pao An Rd., Jen Te Hsiang, Tainan Hsien (TW)

(\*\*) Term: **14 Years**

2,564,887 A	*	8/1951	Ernst	.....	366/206
D169,829 S	*	6/1953	Seinfried et al.	.....	D7/379
D175,338 S	*	8/1955	Ernst	.....	D7/379
D211,484 S	*	6/1968	Le Suer	.....	D7/379
D261,892 S	*	11/1981	Huser	.....	D7/379
4,339,639 A	*	7/1982	Valbona et al.	.....	200/52 R
D509,990 S	*	9/2005	Steiner et al.	.....	D7/379
D511,270 S	*	11/2005	Steiner et al.	.....	D7/379

(21) Appl. No.: **29/234,919**

(22) Filed: **Jul. 26, 2005**

(51) **LOC (8) Cl.** ..... **31-00**

(52) **U.S. Cl.** ..... **D7/379**

(58) **Field of Classification Search** ..... D7/376-386, D7/412-414, 673, 678, 693, 300.1; 99/348, 99/492; 241/33, 36, 37.5, 101.01, 101.1, 241/101, 199, 101.2, 168, 169.1, 169.2, 291, 241/199.12, 279, 282.1, 292.1; 366/64-67, 366/129, 98, 100, 130, 325.92-325.94, 330.1-330.5, 366/341-343, 146, 192, 204, 241, 247, 279, 366/282, 318, 325.3, 327.2, 328.2, 329.1

See application file for complete search history.

(56) **References Cited**

**U.S. PATENT DOCUMENTS**

D118,225 S	*	12/1939	Barnes et al.	.....	D7/379
2,400,773 A	*	5/1946	Nelson et al.	.....	165/94
D156,342 S	*	12/1949	Iannelli	.....	D7/379
D158,947 S	*	6/1950	Ernst	.....	D7/379
D163,376 S	*	5/1951	Ernst	.....	D7/379

**FOREIGN PATENT DOCUMENTS**

GB 3022156 \* 8/2005

\* cited by examiner

*Primary Examiner*—Cathron C. Brooks

*Assistant Examiner*—Ricky Pham

(74) *Attorney, Agent, or Firm*—Leong C. Lei

(57) **CLAIM**

The ornamental design for a milk shake maker, as shown.

**DESCRIPTION**

FIG. 1 is a front perspective view of a milk shake maker showing my new design;

FIG. 2 is a front elevational view thereof;

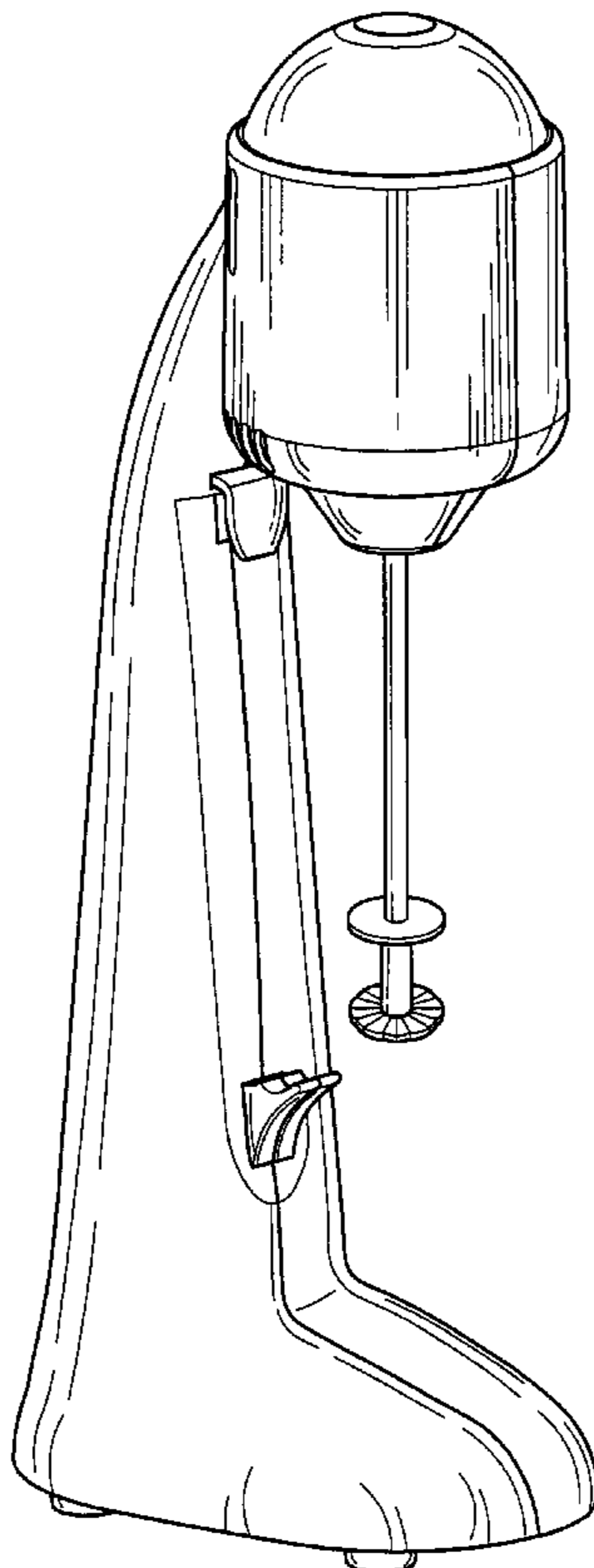
FIG. 3 is a rear elevational view thereof;

FIG. 4 is a left side elevational view thereof;

FIG. 5 is a right side elevational view thereof; and,

FIG. 6 is a top plan view thereof.

**1 Claim, 6 Drawing Sheets**



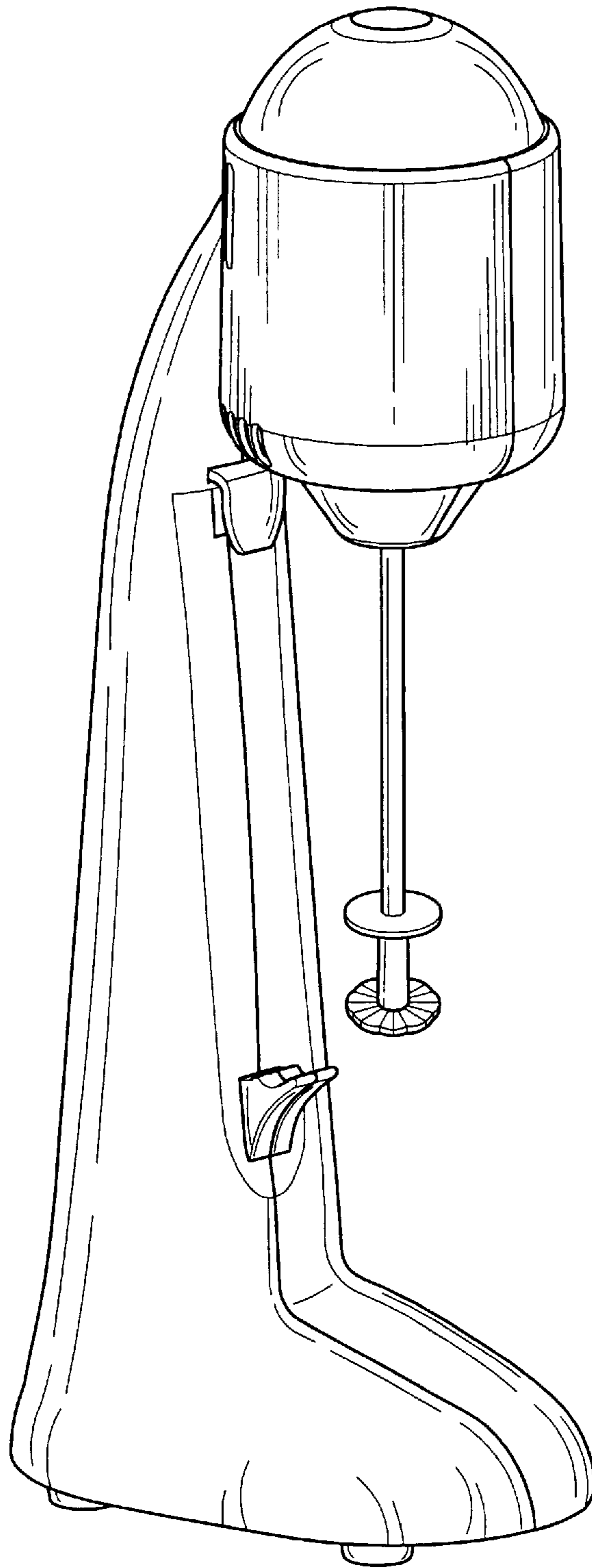


FIG.1

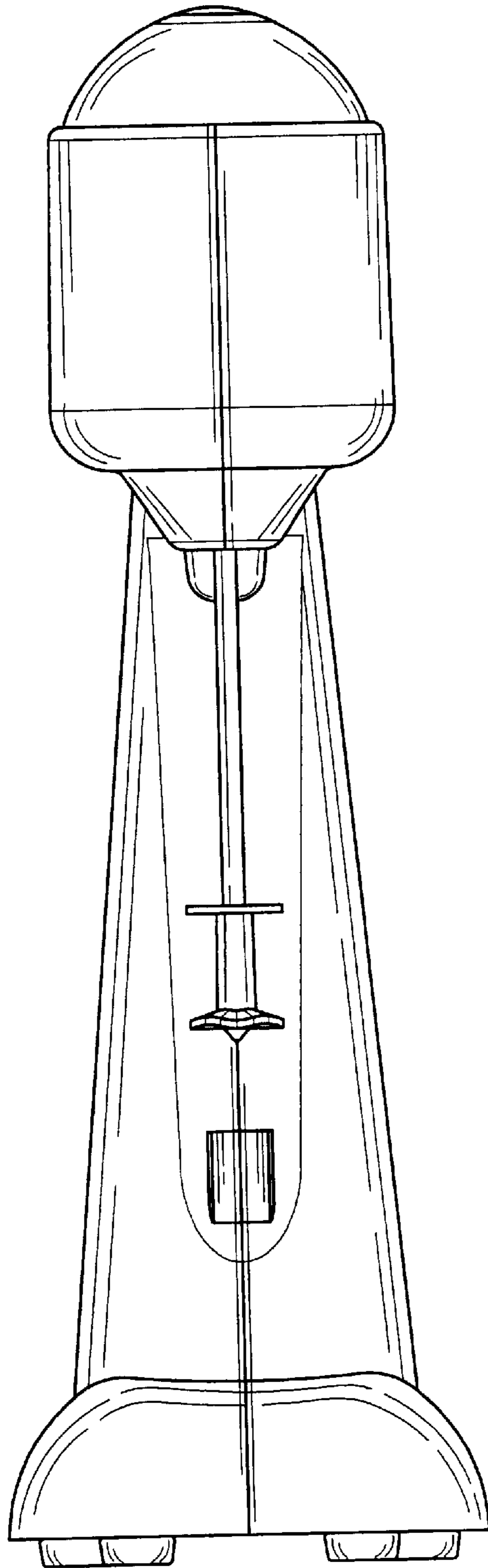


FIG.2

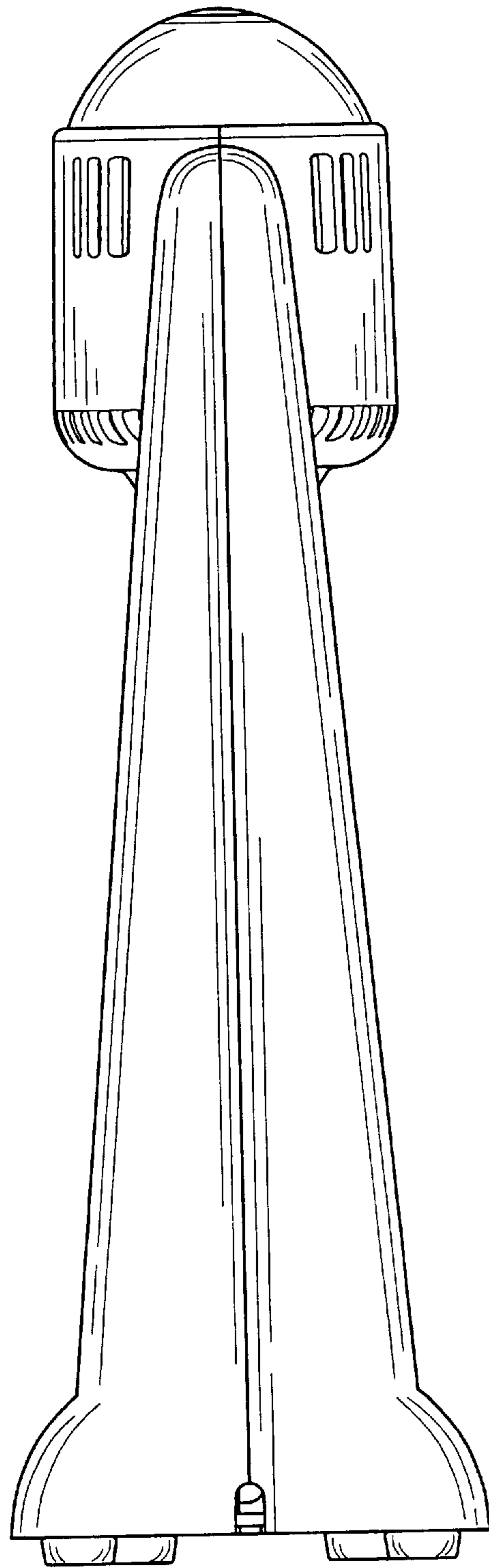


FIG.3

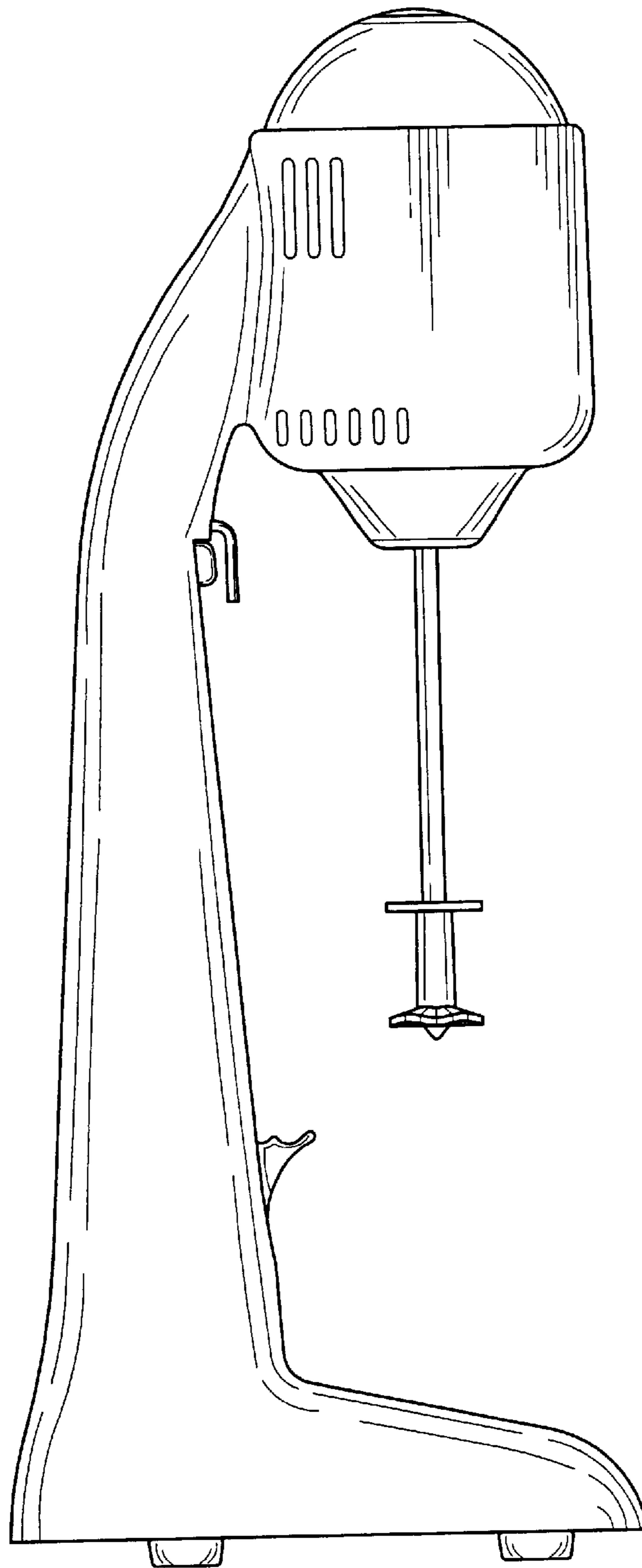


FIG.4

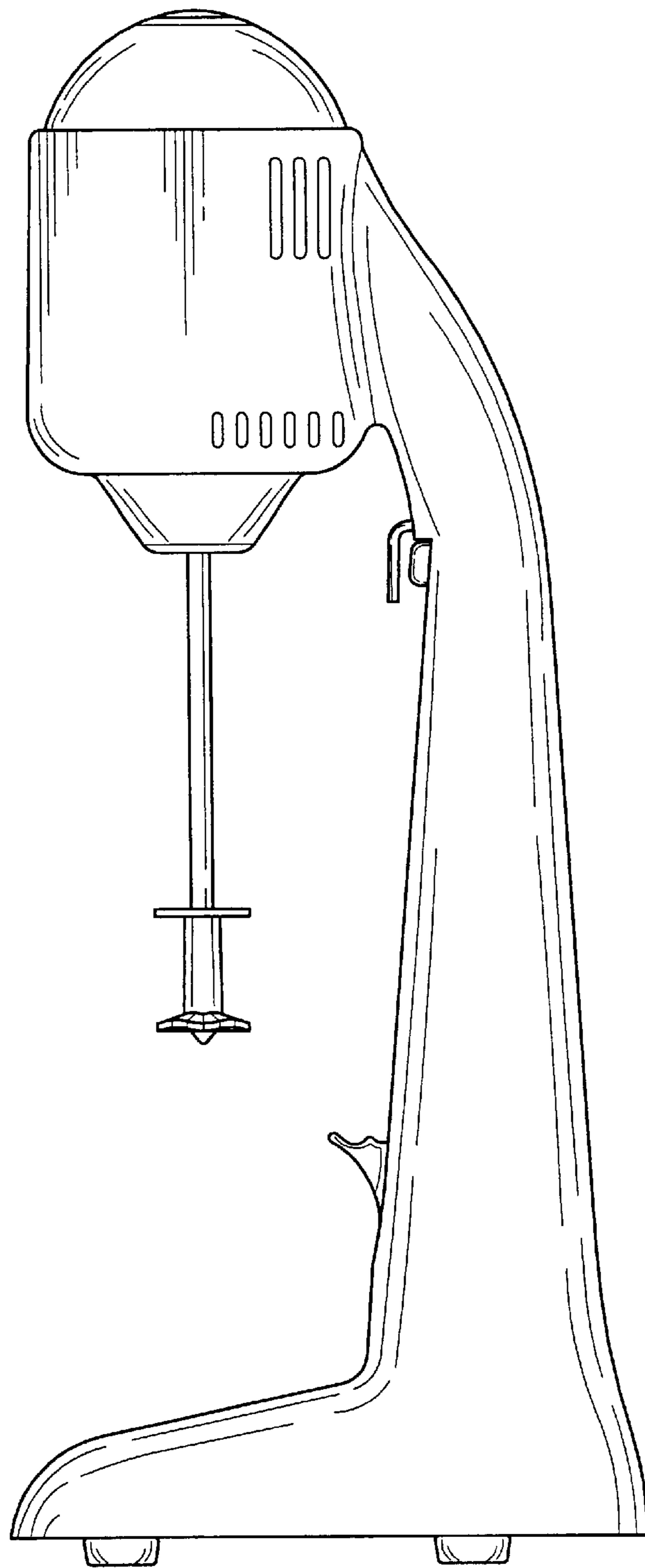


FIG.5

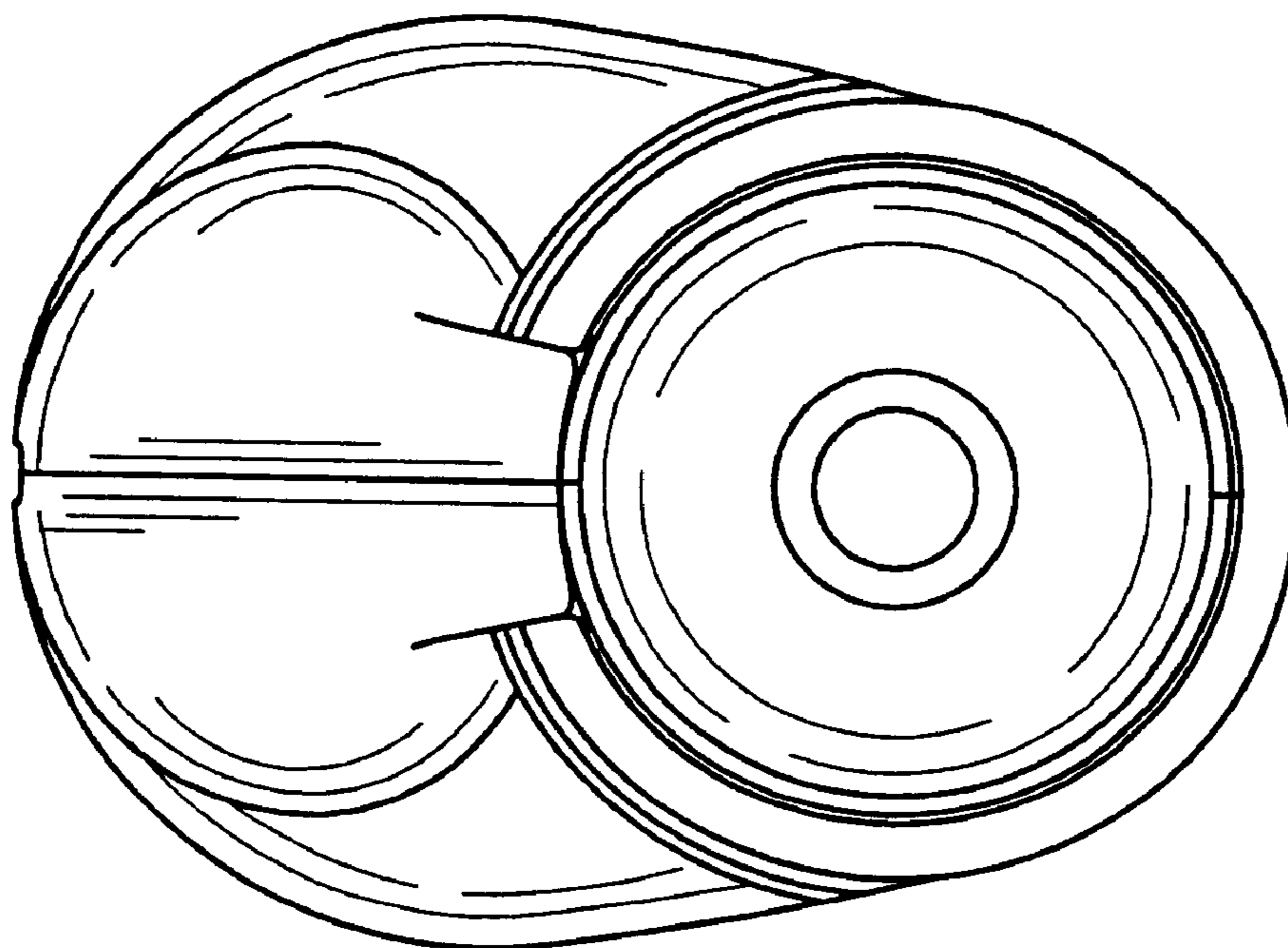


FIG.6