



US00D539601S

(12) **United States Design Patent**
Logan

(10) **Patent No.:** **US D539,601 S**

(45) **Date of Patent:** **** Apr. 3, 2007**

(54) **BAKING PAN**

(75) Inventor: **Eugene T. Logan**, Salina, KS (US)

(73) Assignee: **Sigma Industries, Inc.**, Salina, KS (US)

(**) Term: **14 Years**

(21) Appl. No.: **29/263,938**

(22) Filed: **Jul. 31, 2006**

(51) **LOC (8) Cl.** **07-02**

(52) **U.S. Cl.** **D7/354**

(58) **Field of Classification Search** D7/323,
D7/354-360, 550.1, 551.1, 552.1, 553.1,
D7/543, 554.1, 554.2, 554.3, 393, 554.4,
D7/602; 99/324, 339, 422, 446, 448; 220/573.1,
220/573.2, 573.3, 574, 573.4, 912; 294/172
See application file for complete search history.

(56) **References Cited**

U.S. PATENT DOCUMENTS

1,900,290	A	*	3/1933	Kudo	249/57
2,057,951	A	*	10/1936	Ingram et al.	99/422
3,640,209	A	*	2/1972	Wilson	99/446
D258,711	S	*	3/1981	Baker et al.	D7/554.3
5,351,608	A	*	10/1994	Muchin et al.	99/422
D399,702	S	*	10/1998	Mishan	D7/554.3

5,870,946	A	*	2/1999	Dudley	99/426
5,921,173	A	*	7/1999	Grycan et al.	99/422
6,279,469	B1	*	8/2001	Bailey	99/450
6,279,771	B1	*	8/2001	Bryant	220/573.1
D464,846	S	*	10/2002	Black	D7/359
6,722,522	B2	*	4/2004	Bryant et al.	220/573.1
D490,644	S	*	6/2004	Groll	D7/354

* cited by examiner

Primary Examiner—Cathron C. Brooks

Assistant Examiner—Ricky Pham

(74) *Attorney, Agent, or Firm*—Jeffrey L. Thompson;
Thompson & Thompson, P.A.

(57) **CLAIM**

The ornamental design for a baking pan, as shown.

DESCRIPTION

FIG. 1 is a perspective view of a baking pan showing my new design;

FIG. 2 is a top plan view of my baking pan design;

FIG. 3 is a front elevation view of my baking pan design;

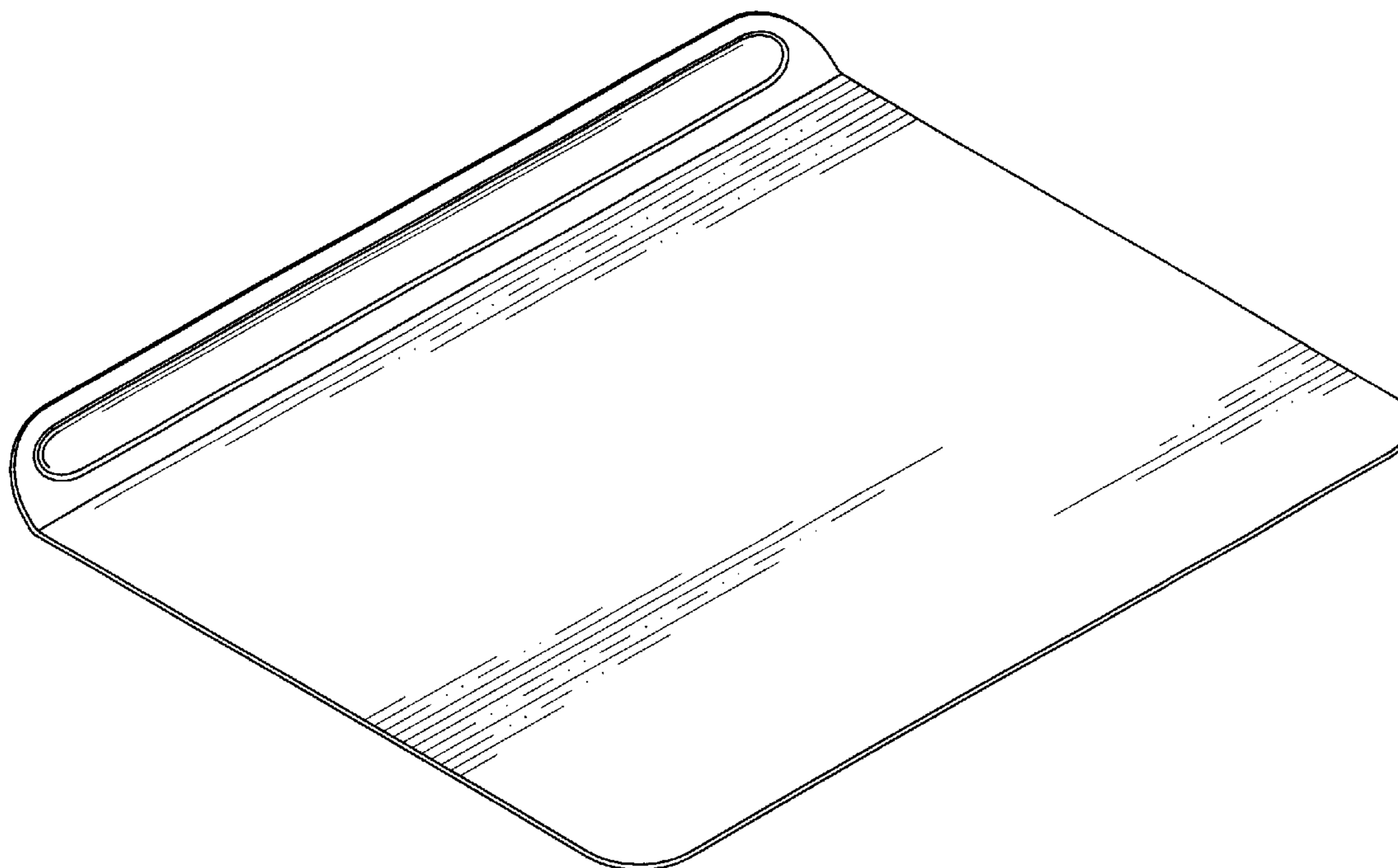
FIG. 4 is a rear elevation view of my baking pan design;

FIG. 5 is a right side elevation view of my baking pan design;

FIG. 6 is a left side elevation view of my baking pan design; and,

FIG. 7 is a bottom plan view of my baking pan design.

1 Claim, 2 Drawing Sheets



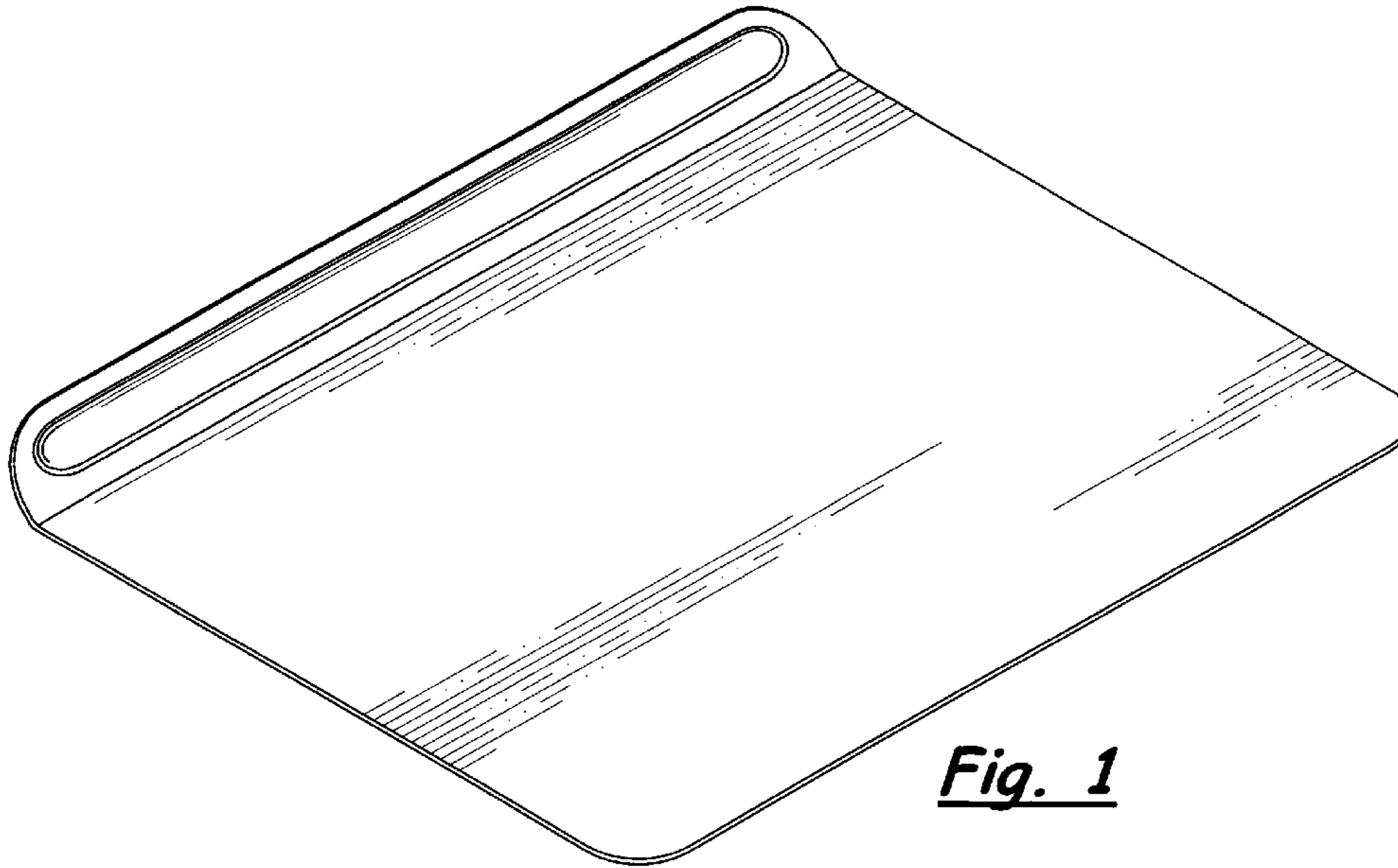


Fig. 1




Fig. 2




Fig. 3




Fig. 4




Fig. 5




Fig. 6




Fig. 7