



US00D539598S

(12) **United States Design Patent**
Groll

(10) **Patent No.:** **US D539,598 S**

(45) **Date of Patent:** **** Apr. 3, 2007**

(54) **TAJINE STYLE COOKWARE**
(75) **Inventor:** **William A. Groll**, McMurray, PA (US)
(73) **Assignee:** **All-Clad Metalcrafters LLC**,
Canonsburg, PA (US)

D374,373 S * 10/1996 Ito D7/360
5,595,108 A * 1/1997 Sheu 99/425
5,601,012 A * 2/1997 Ellner 99/428
D498,639 S * 11/2004 Brasset D7/360
D523,694 S * 6/2006 Czebiniak D7/542

(**) **Term:** **14 Years**

* cited by examiner

(21) **Appl. No.:** **29/240,429**

Primary Examiner—Cathron C. Brooks

Assistant Examiner—Ricky Pham

(22) **Filed:** **Oct. 12, 2005**

(74) *Attorney, Agent, or Firm*—The Webb Law Firm

(51) **LOC (8) Cl.** **07-02**

(52) **U.S. Cl.** **D7/354**

(58) **Field of Classification Search** D7/323,
D7/354–361, 391, 393–396, 500; 99/140 R,
99/324, 339, 345, 422, 424, 426, 445; 219/620–622,
219/725–730; 220/573.1–574, 912; 222/146,
222/572

(57) **CLAIM**

The ornamental design for tajine style cookware, as shown and described.

See application file for complete search history.

DESCRIPTION

(56) **References Cited**

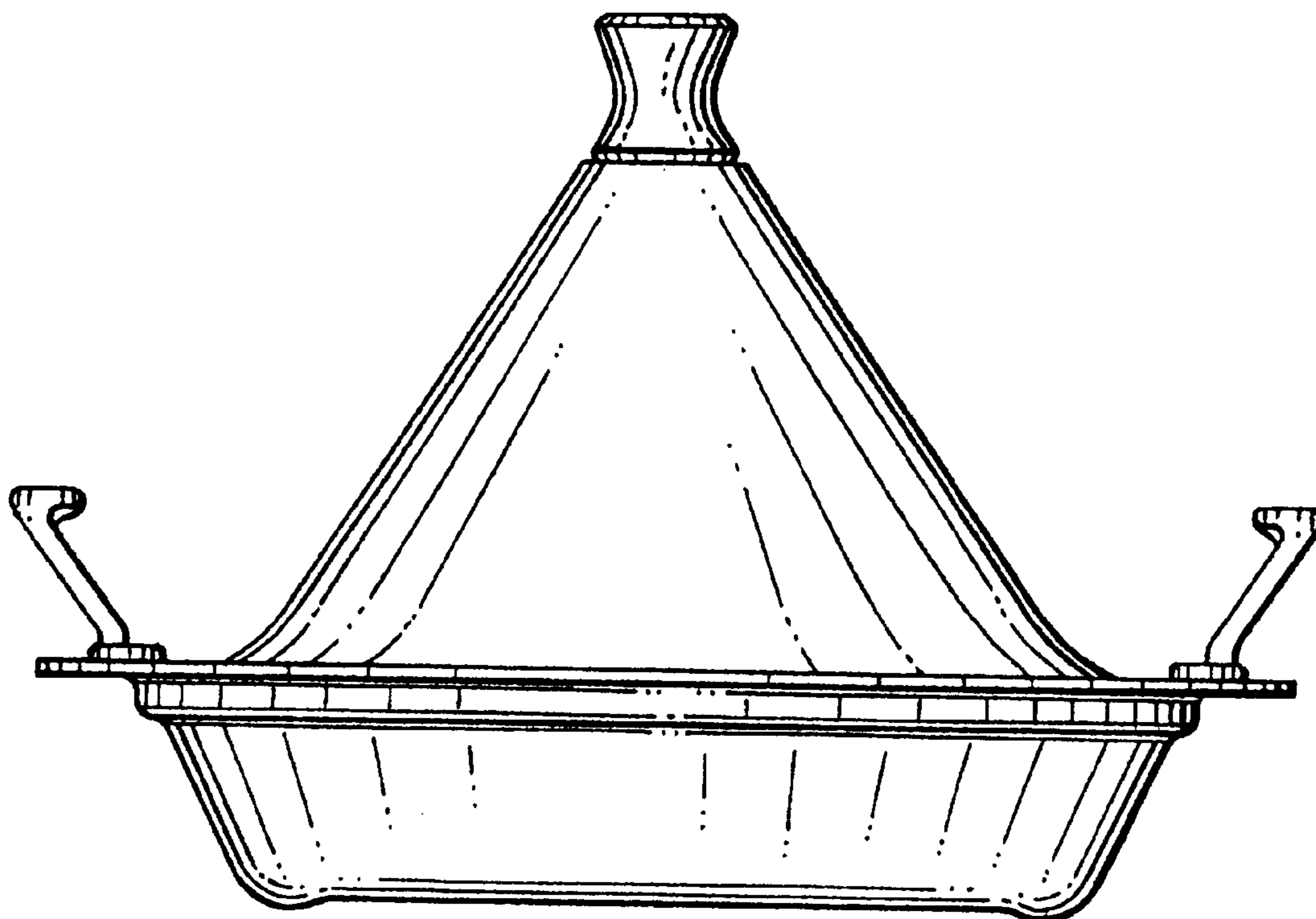
U.S. PATENT DOCUMENTS

D15,122 S * 7/1884 Vogt D7/542
D63,910 S * 2/1924 Pitcairn D7/539
D91,075 S * 11/1933 Miller D7/542
D96,141 S * 7/1935 Smith D7/542
D117,858 S * 11/1939 Thorley D7/545
D276,403 S * 11/1984 Ejiri D7/360
D276,493 S * 11/1984 Cesaroni D7/355
D280,062 S * 8/1985 Cesaroni D7/325

FIG. 1 is a front elevation view of the tajine style cookware of the present invention;
FIG. 2 is a side elevation view of the tajine style cookware of the present invention;
FIG. 3 is a top plan view of the tajine style cookware of the present invention; and,
FIG. 4 is a bottom plan view of the tajine style cookware of the present invention.

As shown in the appended drawings, the ornamental design of my invention is directed to a type of slow cooker typically attributed to Morocco having a removable conical lid and unique side and top handles with a bottom pan profile which gives a distinctive appearance.

1 Claim, 2 Drawing Sheets



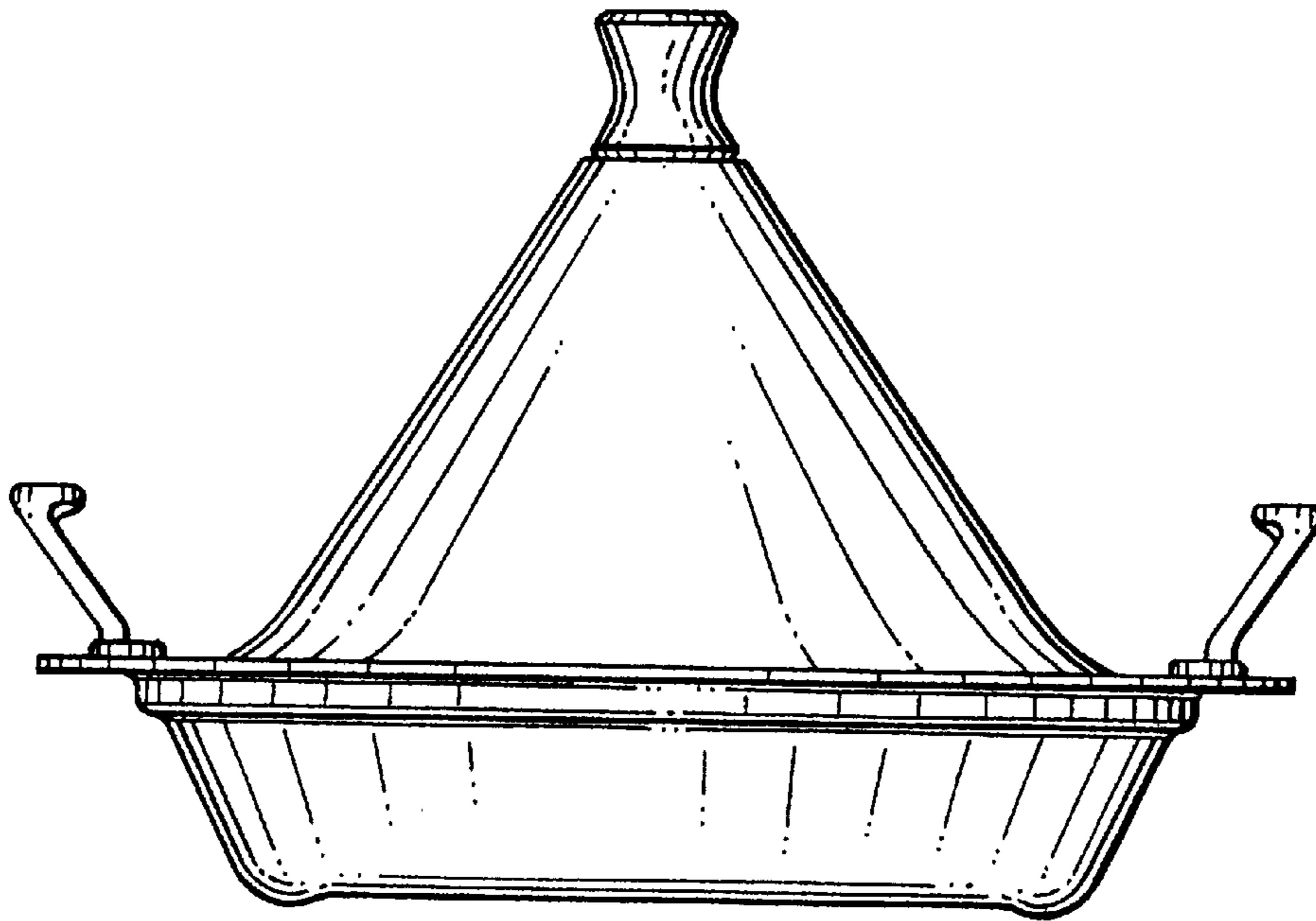


FIG. 1

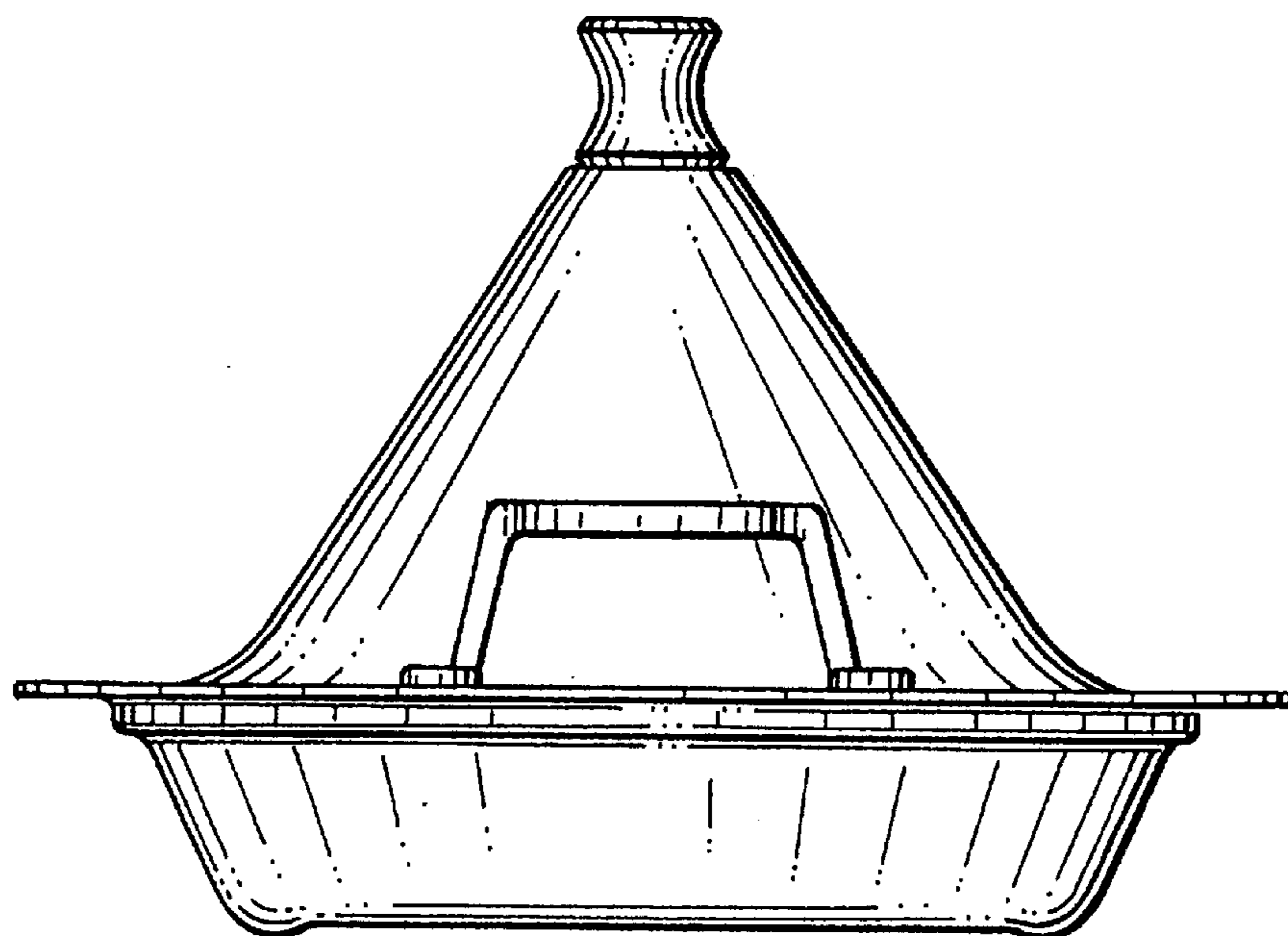


FIG. 2

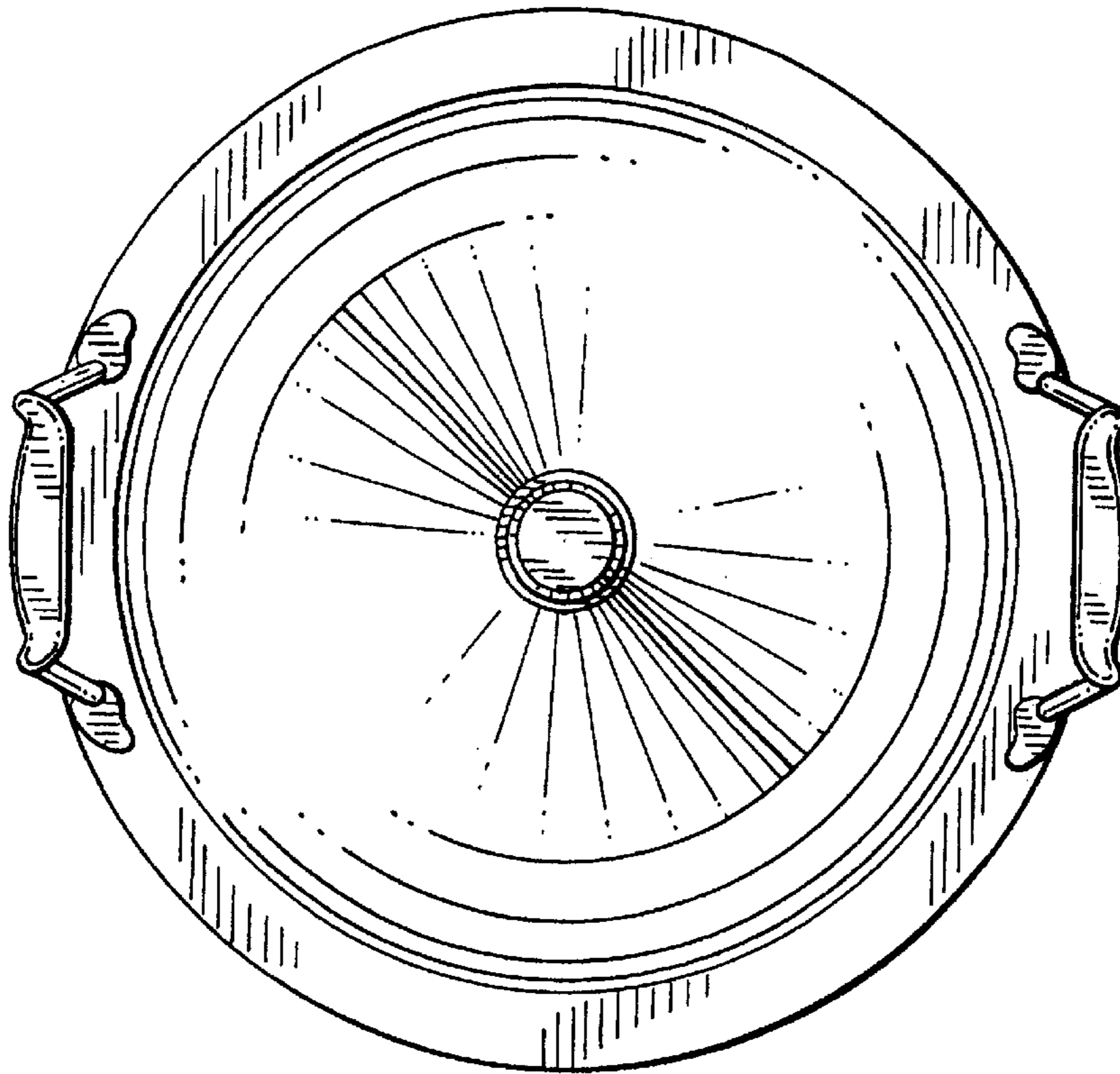


FIG.3

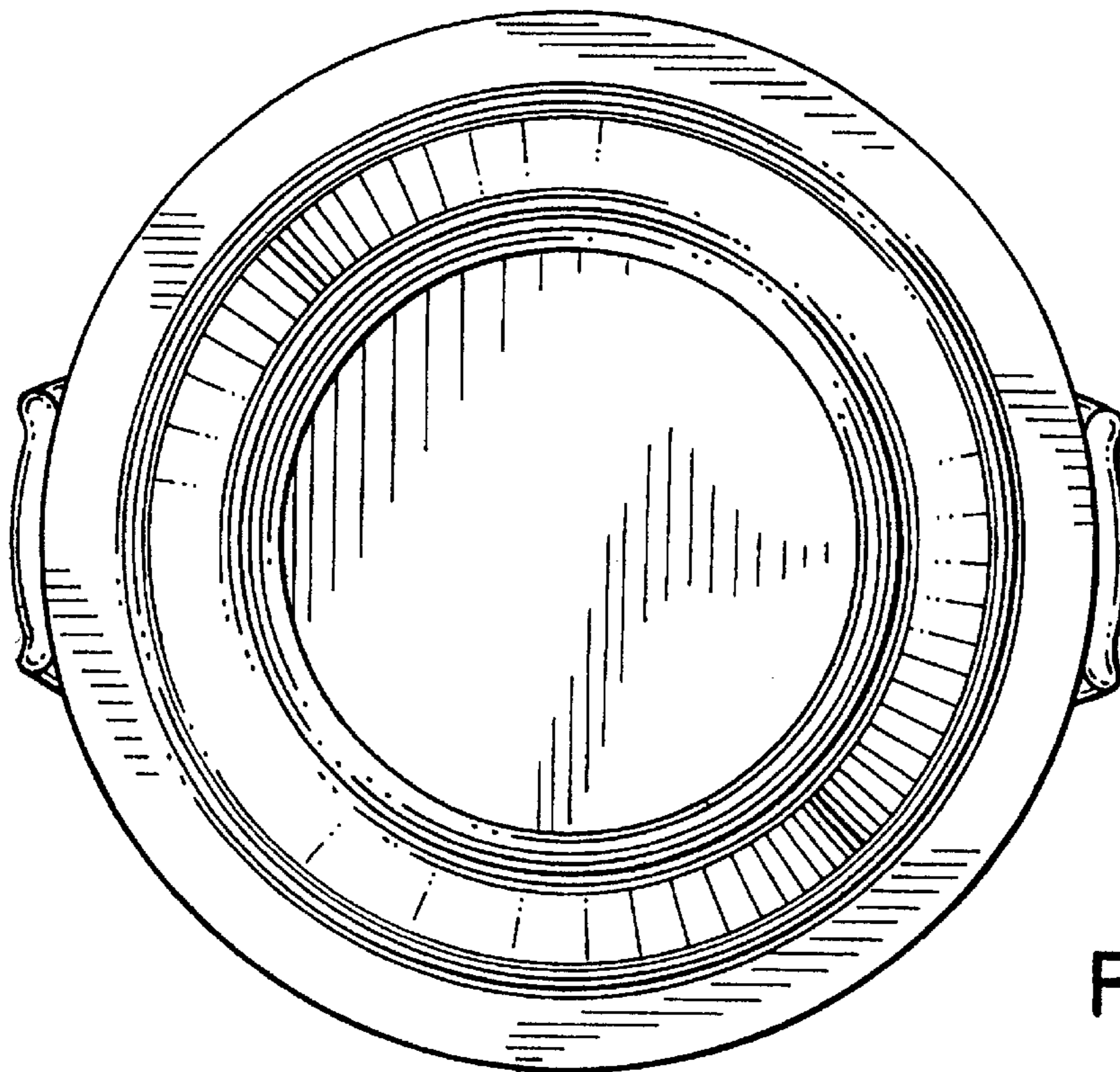


FIG.4