



US00D539589S

(12) **United States Design Patent**  
**Giannone**

(10) **Patent No.:** **US D539,589 S**

(45) **Date of Patent:** **\*\* Apr. 3, 2007**

(54) **APPARATUS FOR PREPARING A HOT BEVERAGE**

(75) Inventor: **Alfonso Giannone**, Coccaglio (IT)

(73) Assignee: **Bialetti Industrie S.p.A.**, Brescia (IT)

(\*\*) Term: **14 Years**

(21) Appl. No.: **29/221,610**

(22) Filed: **Jan. 19, 2005**

(30) **Foreign Application Priority Data**

Jul. 20, 2004 (EM) ..... 000203690  
Jul. 20, 2004 (IT) ..... MI 2004 O 000176

(51) **LOC (8) Cl.** ..... **07-01**

(52) **U.S. Cl.** ..... **D7/302; D7/318; D7/317**

(58) **Field of Classification Search** ..... D7/317,  
D7/316, 318, 319, 300, 302, 516; 99/303,  
99/306, 293, 279; 81/3.09

See application file for complete search history.

(56) **References Cited**

**U.S. PATENT DOCUMENTS**

D229,917 S \* 1/1974 Swett ..... D10/46.3  
3,935,804 A \* 2/1976 Perez ..... 99/293  
4,038,914 A \* 8/1977 Crespo et al. .... 99/279  
4,098,176 A \* 7/1978 Perez ..... 99/303  
4,491,040 A \* 1/1985 Corona ..... 81/3.09  
4,557,187 A \* 12/1985 DePonti ..... 99/279

D343,328 S \* 1/1994 Ancona et al. .... D7/302  
D399,384 S \* 10/1998 Ranzoni ..... D7/318  
D406,720 S \* 3/1999 Strum et al. .... D7/302  
5,894,785 A \* 4/1999 Molinari ..... 99/303  
D413,755 S \* 9/1999 Strum et al. .... D7/302  
D484,356 S \* 12/2003 Bodum ..... D7/318  
D504,046 S \* 4/2005 Fuentes ..... D7/318  
D515,349 S \* 2/2006 Gillisie ..... D7/319

\* cited by examiner

*Primary Examiner*—M. N. Pandozzi

(74) *Attorney, Agent, or Firm*—Hogan & Hartson LLP

(57) **CLAIM**

The ornamental design for an apparatus for preparing a hot beverage, as shown and described.

**DESCRIPTION**

FIG. 1 is a side view (the other side is identical) of the apparatus for preparing a hot beverage;  
FIG. 2 is a perspective view of the apparatus for preparing a hot beverage;  
FIG. 3 is a front view of the apparatus for preparing a hot beverage;  
FIG. 4 is a rear view of the apparatus for preparing a hot beverage;  
FIG. 5 is a plan view of the apparatus for preparing a hot beverage; and,  
FIG. 6 is a bottom view of the apparatus for preparing a hot beverage.

**1 Claim, 6 Drawing Sheets**



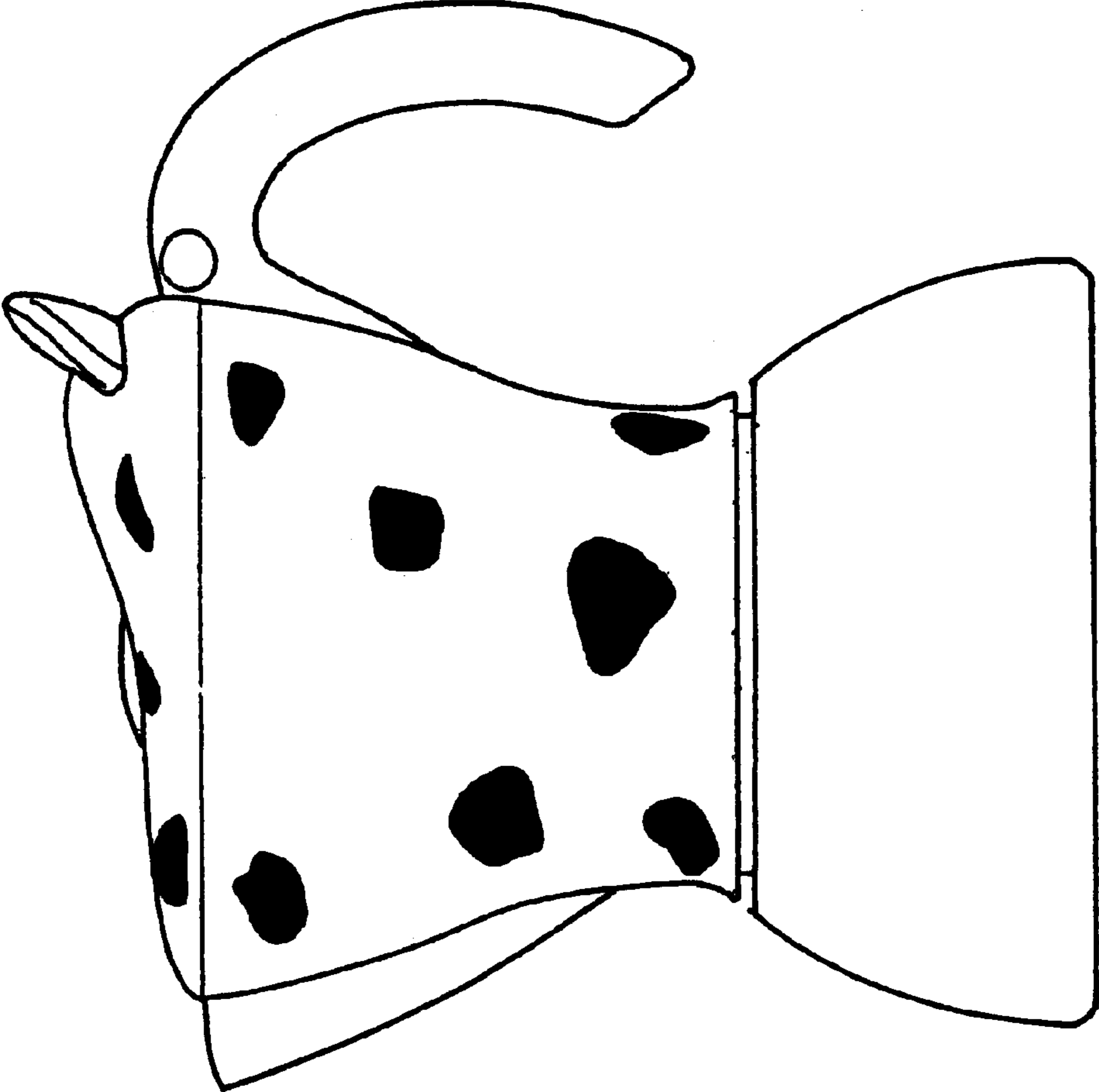


FIG. 1




FIG. 2

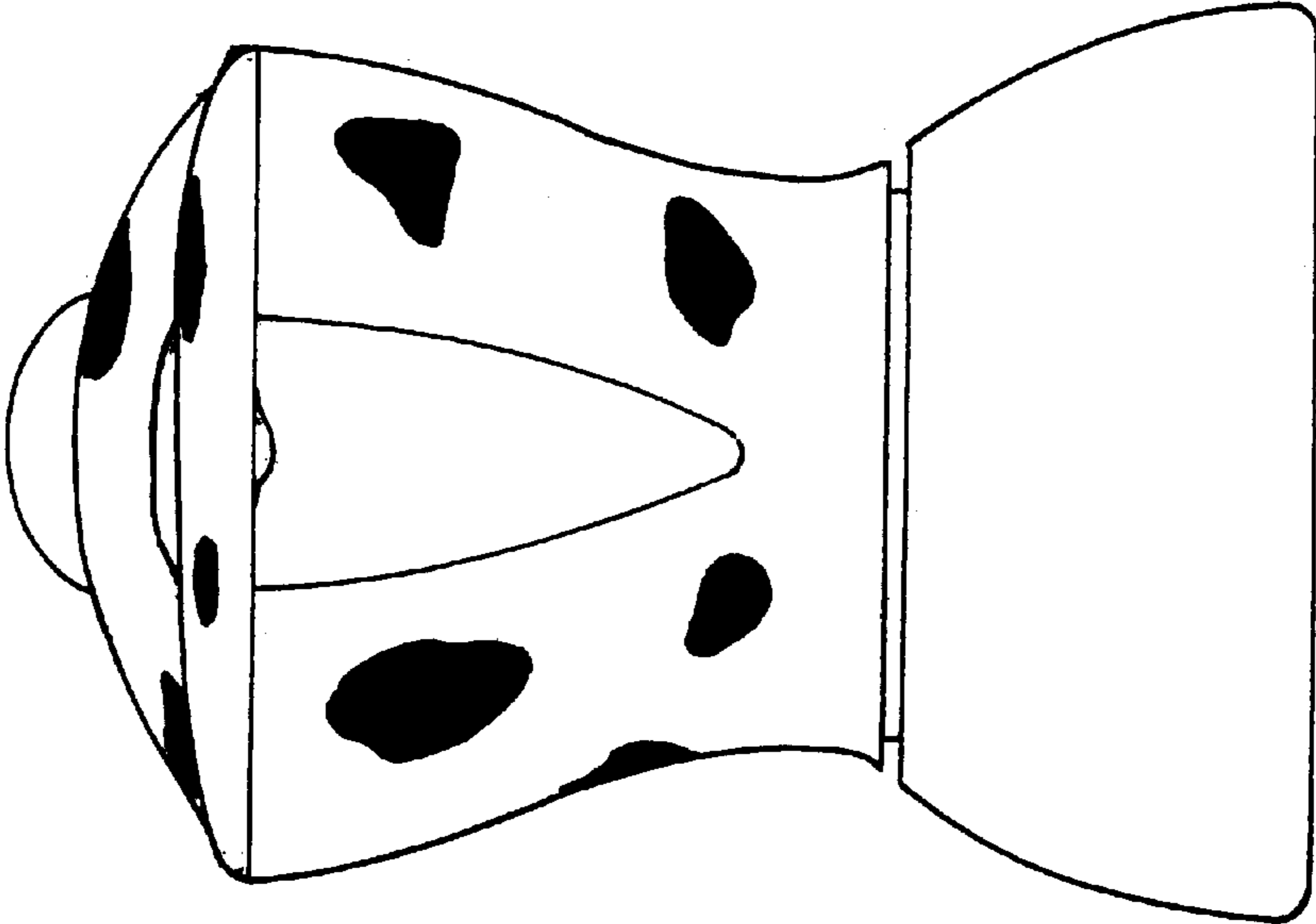


FIG. 3

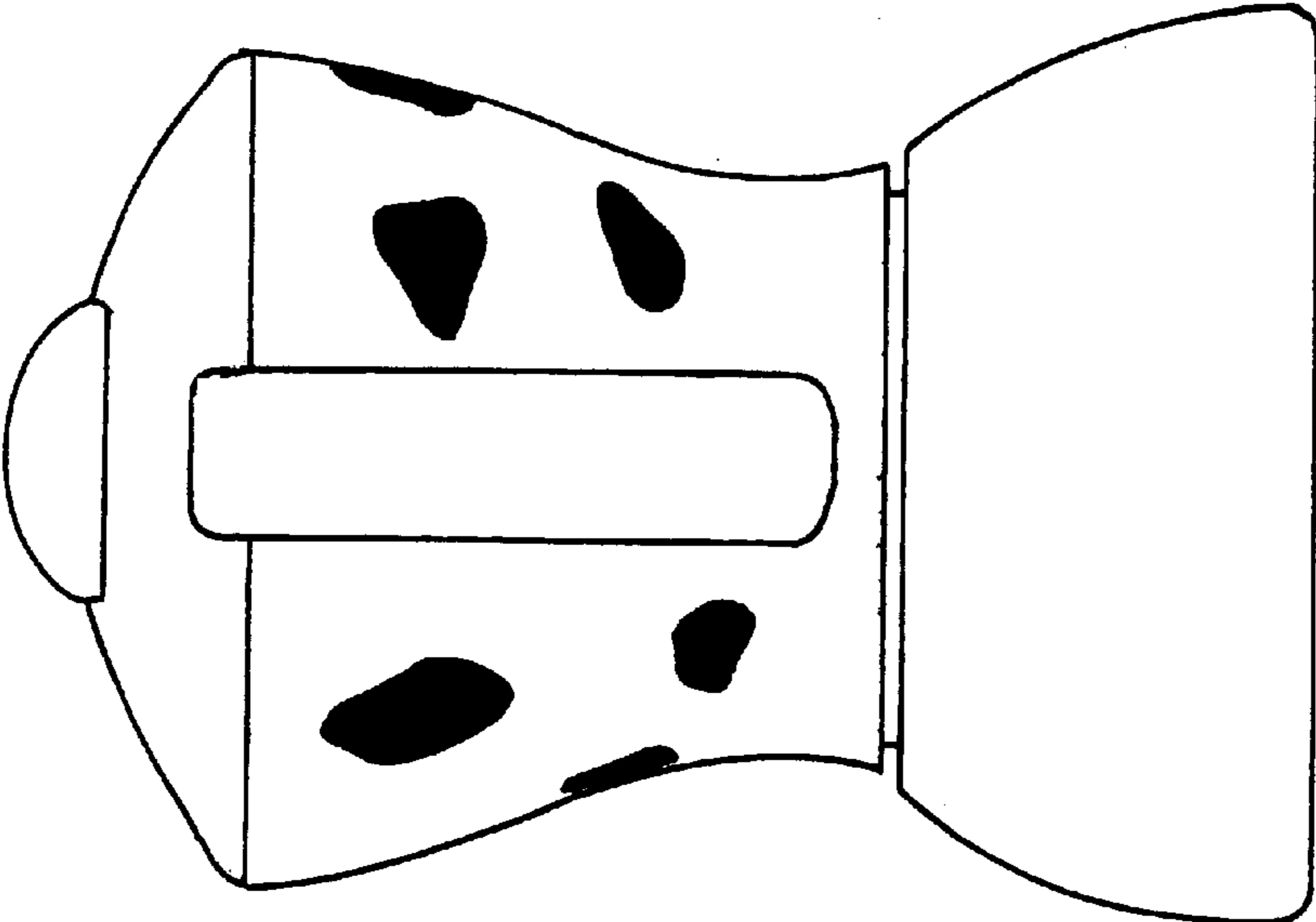


FIG. 4

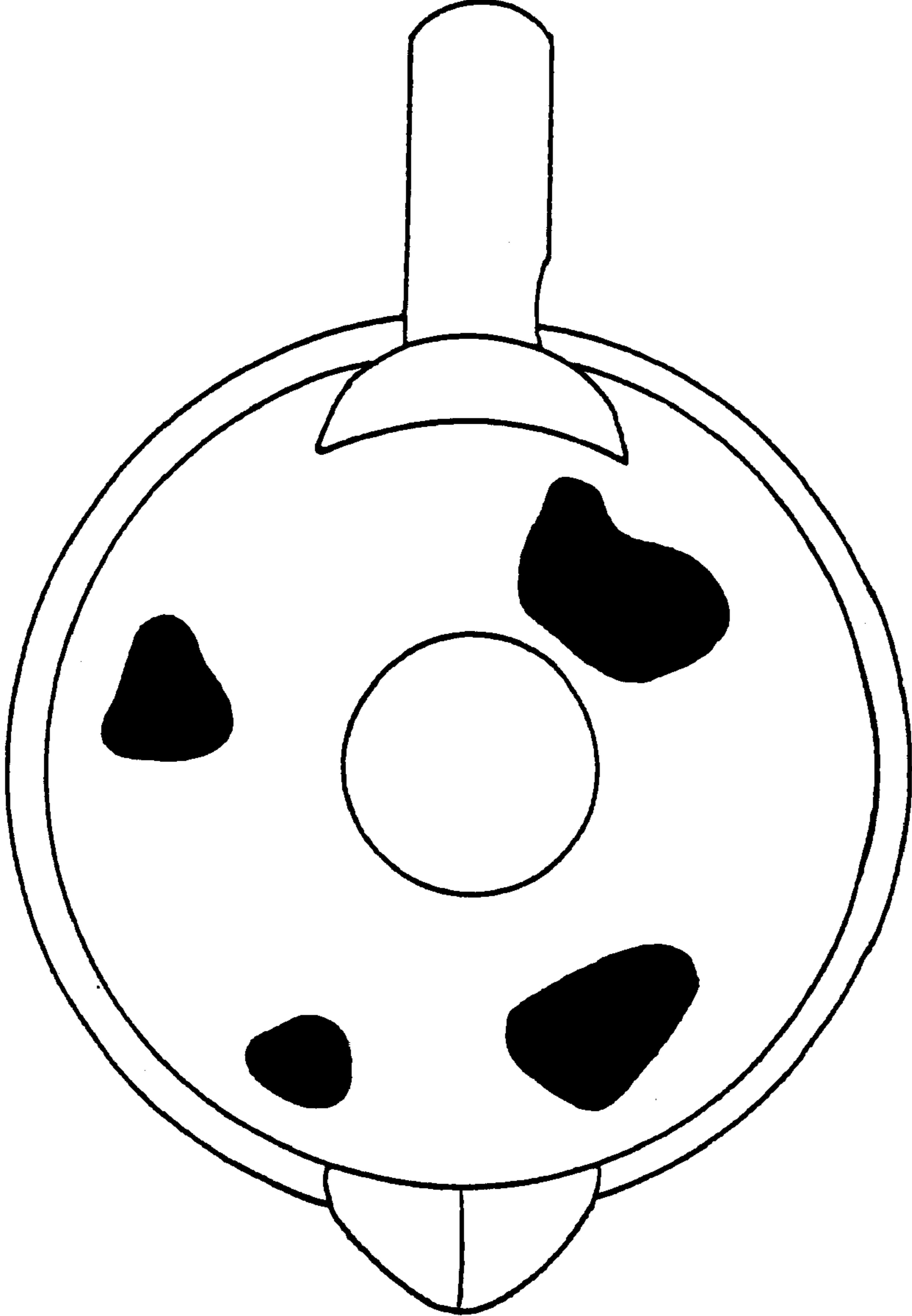


FIG. 5




FIG. 6