



US00D539580S

(12) **United States Design Patent** (10) **Patent No.:** **US D539,580 S**  
**Greiner** (45) **Date of Patent:** **\*\* Apr. 3, 2007**

(54) **CLOSET ORGANIZER**

(76) Inventor: **Lori Greiner**, 1301Dearborn Pkwy.,  
Suite 402, Chicago, IL (US) 60610

(\*\*) Term: **14 Years**

(21) Appl. No.: **29/258,993**

(22) Filed: **May 1, 2006**

**Related U.S. Application Data**

(63) Continuation-in-part of application No. 11/248,367, filed on  
Oct. 12, 2005.

(51) **LOC (8) Cl.** ..... **06-06**

(52) **U.S. Cl.** ..... **D6/514**

(58) **Field of Classification Search** ..... D6/513-514,  
D6/553, 567; 206/278, 9, 286, 289; 211/10,  
211/13.1, 85.3, 113

See application file for complete search history.

(56) **References Cited**

**U.S. PATENT DOCUMENTS**

D262,666 S	*	1/1982	Tager	.....	D6/513
D355,085 S	*	2/1995	Wilhite et al.	.....	D6/514
D369,261 S	*	4/1996	Brink	.....	D6/514
D372,823 S	*	8/1996	Kerschreiter	.....	D6/514
D416,734 S	*	11/1999	Lannon et al.	.....	D6/553
D438,412 S	*	3/2001	Dolan	.....	D6/513
D465,363 S	*	11/2002	Ong	.....	D6/514
D499,287 S	*	12/2004	Clute	.....	D6/514

**OTHER PUBLICATIONS**

Indoor Closet: Clothing Storage: 4-Pc Closet-In-A-Bag at  
website: www.improvementscatalog.com, dated Aug. 25,  
2005.

Item No. H78475 sold before the filing date of the subject  
application on QVC as seen at Website: www.qvc.com/  
scripts/detail.dill?item=H78475&tmp=P19+cont=6+cm\_  
scid=PROM.

Twirl-A-Tie at website: 222.gadgetcorner.com, dated Aug.  
25, 2005.

Twirl-A-Bit at website: www.gadgetcorner.com, dated Aug.  
25, 2005.

24-Pocket Organizer at website: www.gadgetcorner.com,  
dated Aug. 25, 2005.

\* cited by examiner

*Primary Examiner*—Brian N Vinson

(74) *Attorney, Agent, or Firm*—Fredrickson & Byron, P.A.

(57) **CLAIM**

I claim the ornamental design for a closet organizer, as  
shown and described.

**DESCRIPTION**

FIG. 1 is a perspective view of my new design for a closet  
organizer;

FIG. 2 is a front elevation view thereof;

FIG. 3 is a rear elevation view thereof;

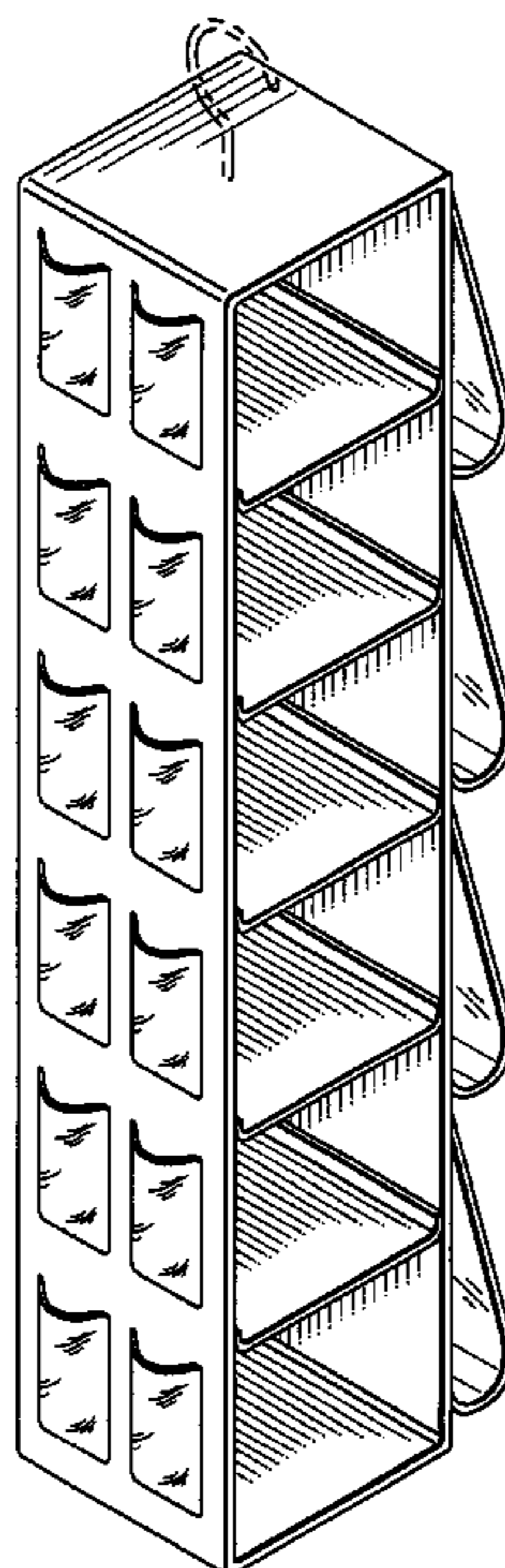
FIG. 4 is a left side elevation view thereof;

FIG. 5 is a right side elevation view thereof;

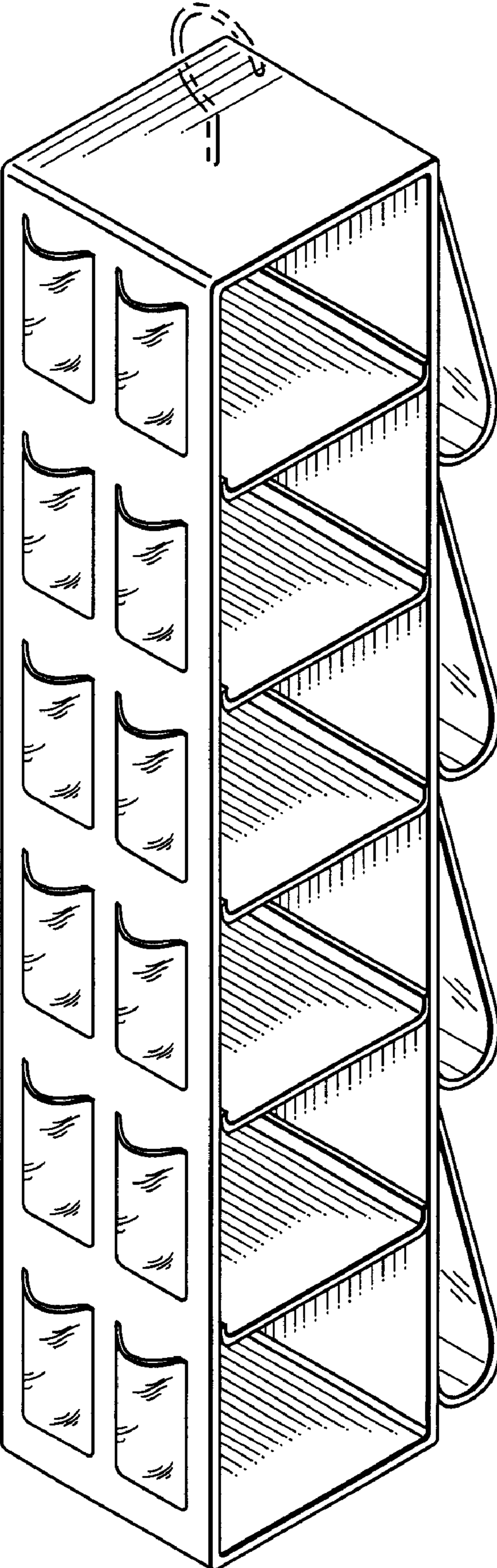
FIG. 6 is a top plan view thereof; and,

FIG. 7 is a bottom plan view thereof.

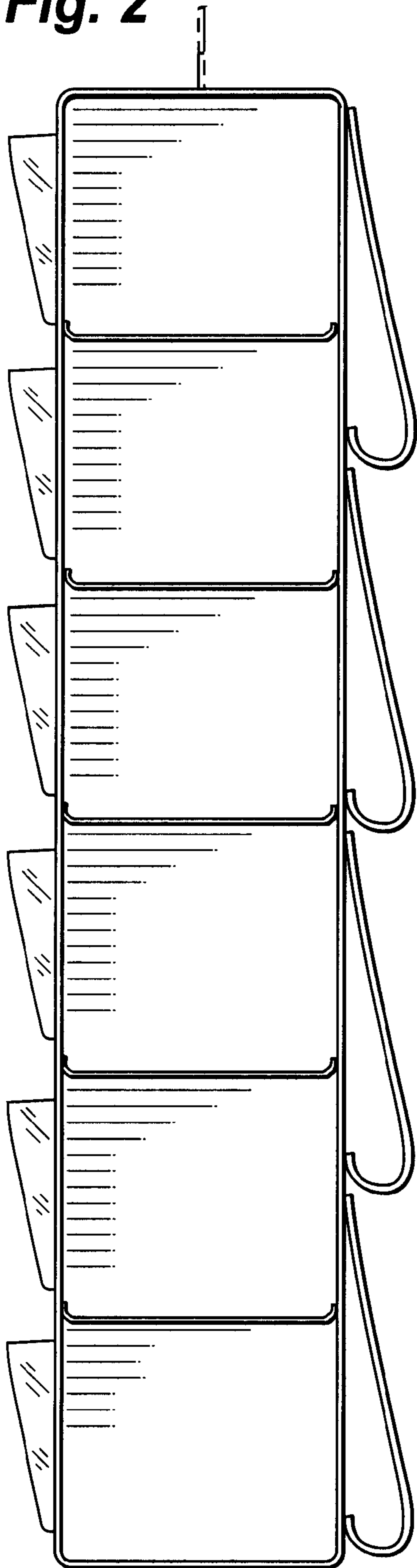
**1 Claim, 4 Drawing Sheets**



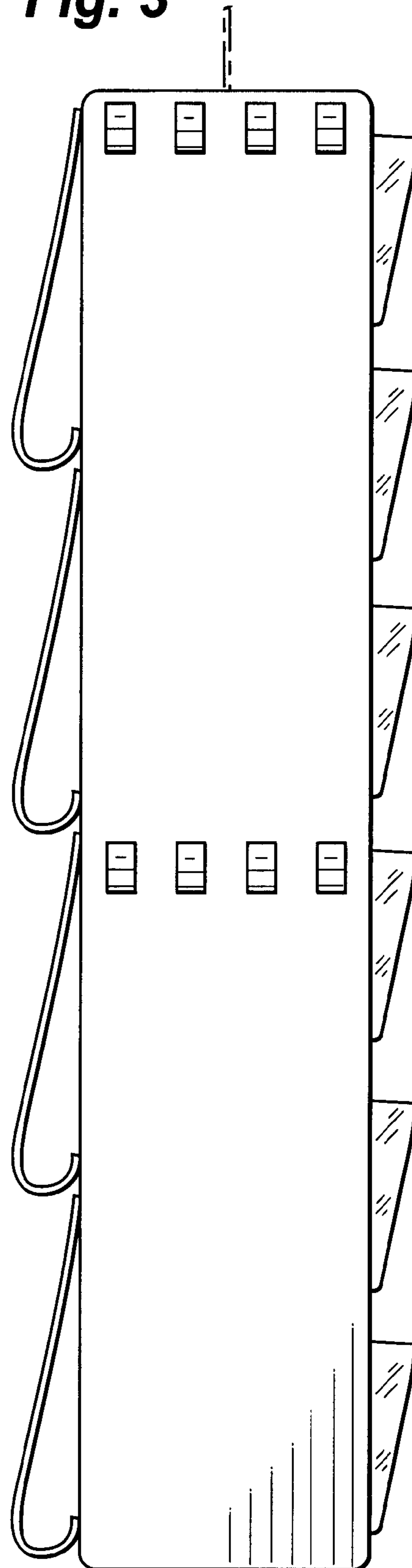
**Fig. 1**



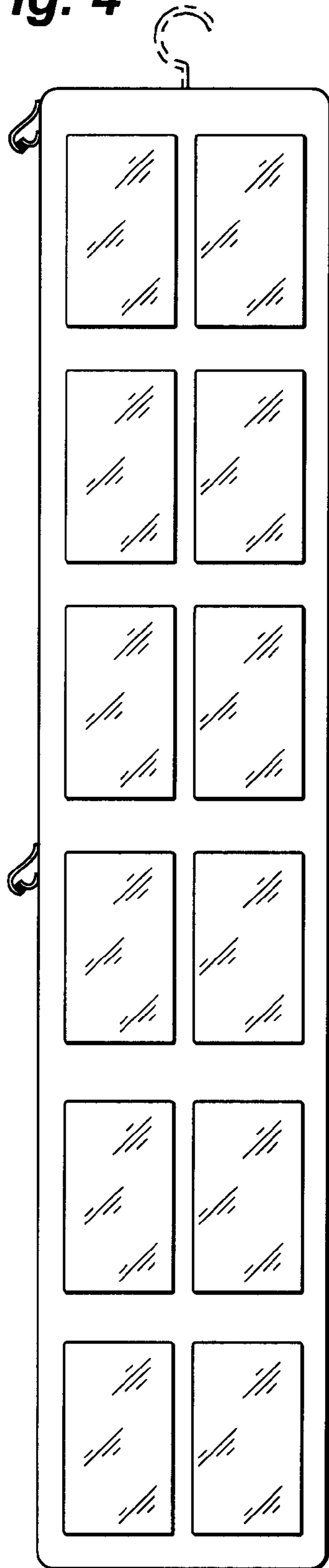
**Fig. 2**



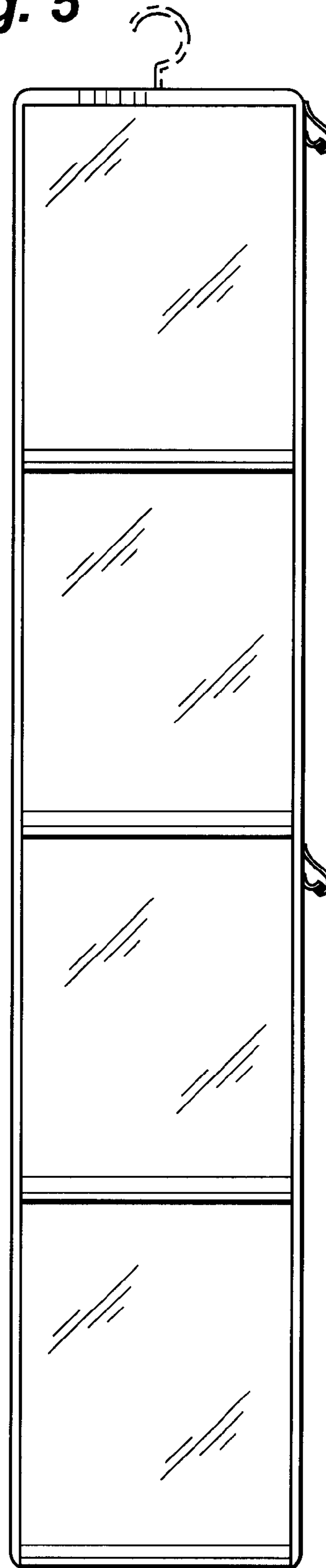
**Fig. 3**



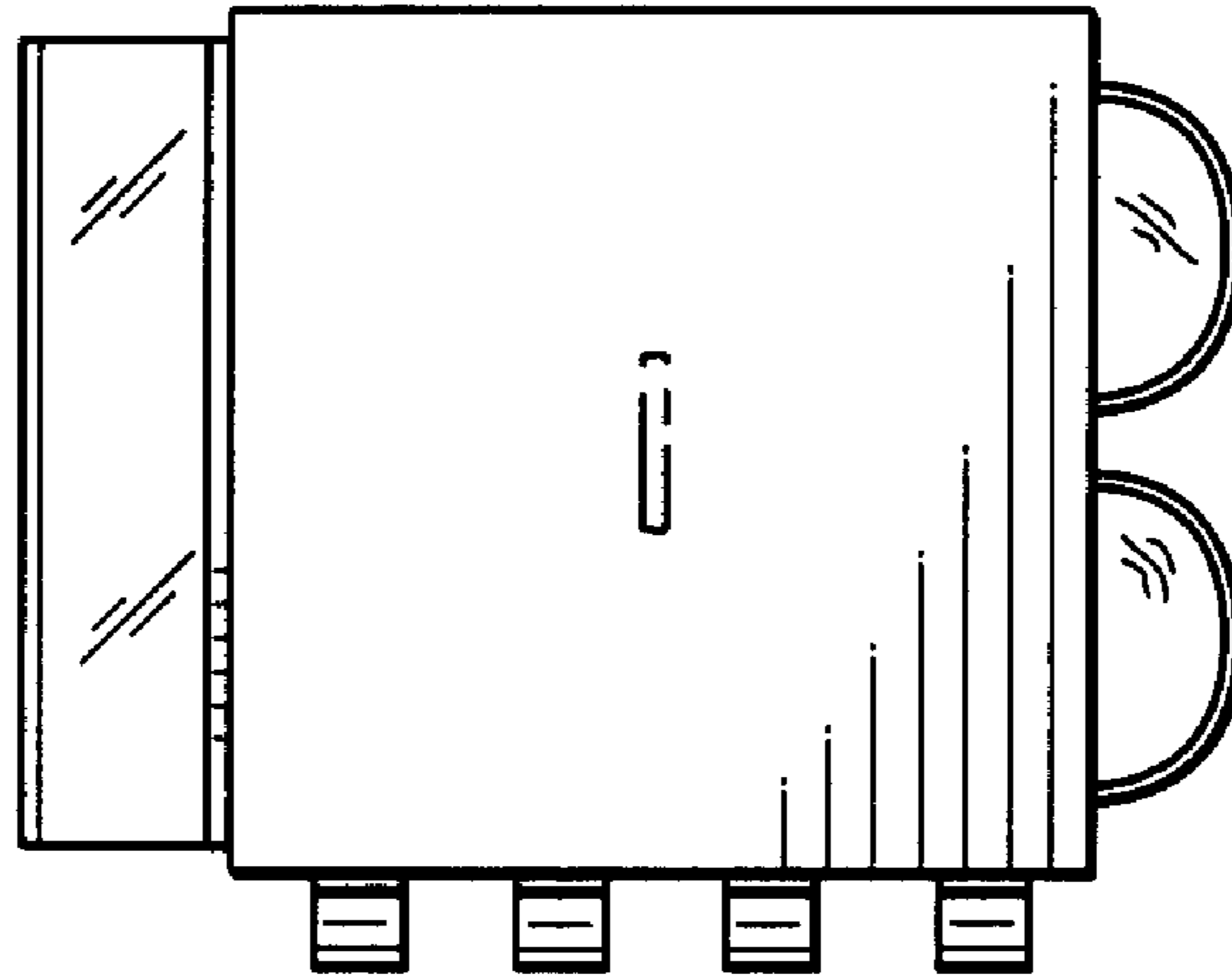
**Fig. 4**



**Fig. 5**



**Fig. 6**



**Fig. 7**

