



US00D539569S

(12) **United States Design Patent**
Lewis

(10) **Patent No.:** **US D539,569 S**

(45) **Date of Patent:** **** Apr. 3, 2007**

(54) **TABLE**

(76) **Inventor:** **Sally Sirkin Lewis**, 715 Canon Dr.,
Beverly Hills, CA (US) 90210

(**) **Term:** **14 Years**

(21) **Appl. No.:** **29/230,574**

(22) **Filed:** **May 24, 2005**

(51) **LOC (8) Cl.** **06-03**

(52) **U.S. Cl.** **D6/484; D6/449; D6/485;**
D6/406.6; D6/474

(58) **Field of Classification Search** **D6/480-489,**
D6/495-499, 422-426, 349, 474, 449, 406.5,
D6/406.6; 108/153.1, 155, 156, 157.1, 161,
108/157.18, 11, 62, 34, 50.01, 50.02; 248/188,
248/188.1; D14/447

See application file for complete search history.

(56) **References Cited**

U.S. PATENT DOCUMENTS

D233,293 S * 10/1974 Rosen D6/484

D240,184 S * 6/1976 Neuschaefer D6/422
D267,297 S * 12/1982 Lee D6/484
D334,304 S * 3/1993 Gilman D6/449
D406,964 S * 3/1999 Lewis D6/485
D411,689 S * 6/1999 Papaioannou et al. D6/349

* cited by examiner

Primary Examiner—Janice E. Seeger

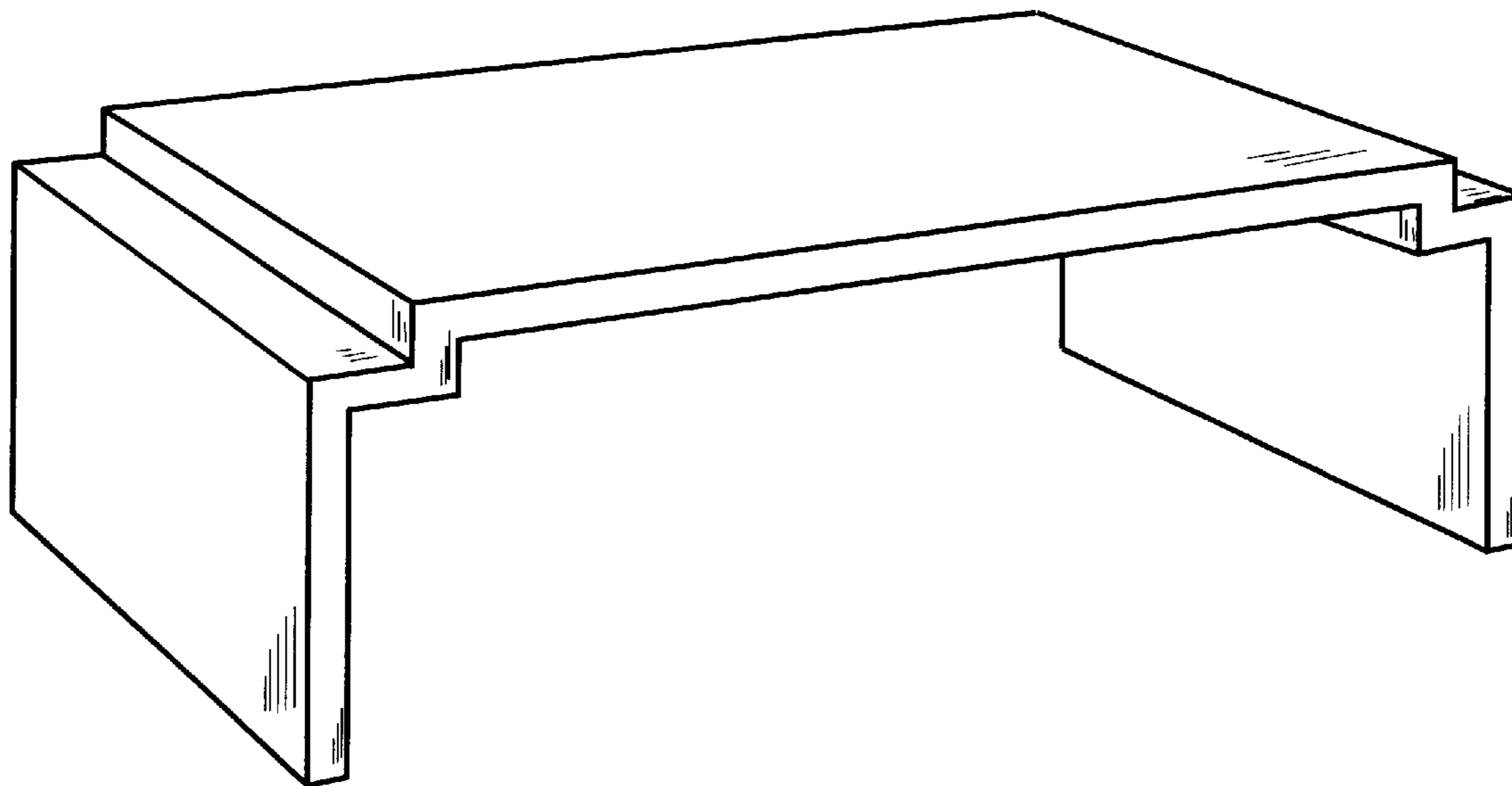
(57) **CLAIM**

The ornamental design for a table, as shown and described.

DESCRIPTION

FIG. 1 is a perspective view of the table of my design;
FIG. 2 is a front view of the table (the back view being a
mirror image of the front view is not shown);
FIG. 3 is a top view of the table;
FIG. 4 is a bottom view of the table; and,
FIG. 5 is a right side view of the table (the left side view
being a mirror image of the right side view is not shown).

1 Claim, 5 Drawing Sheets



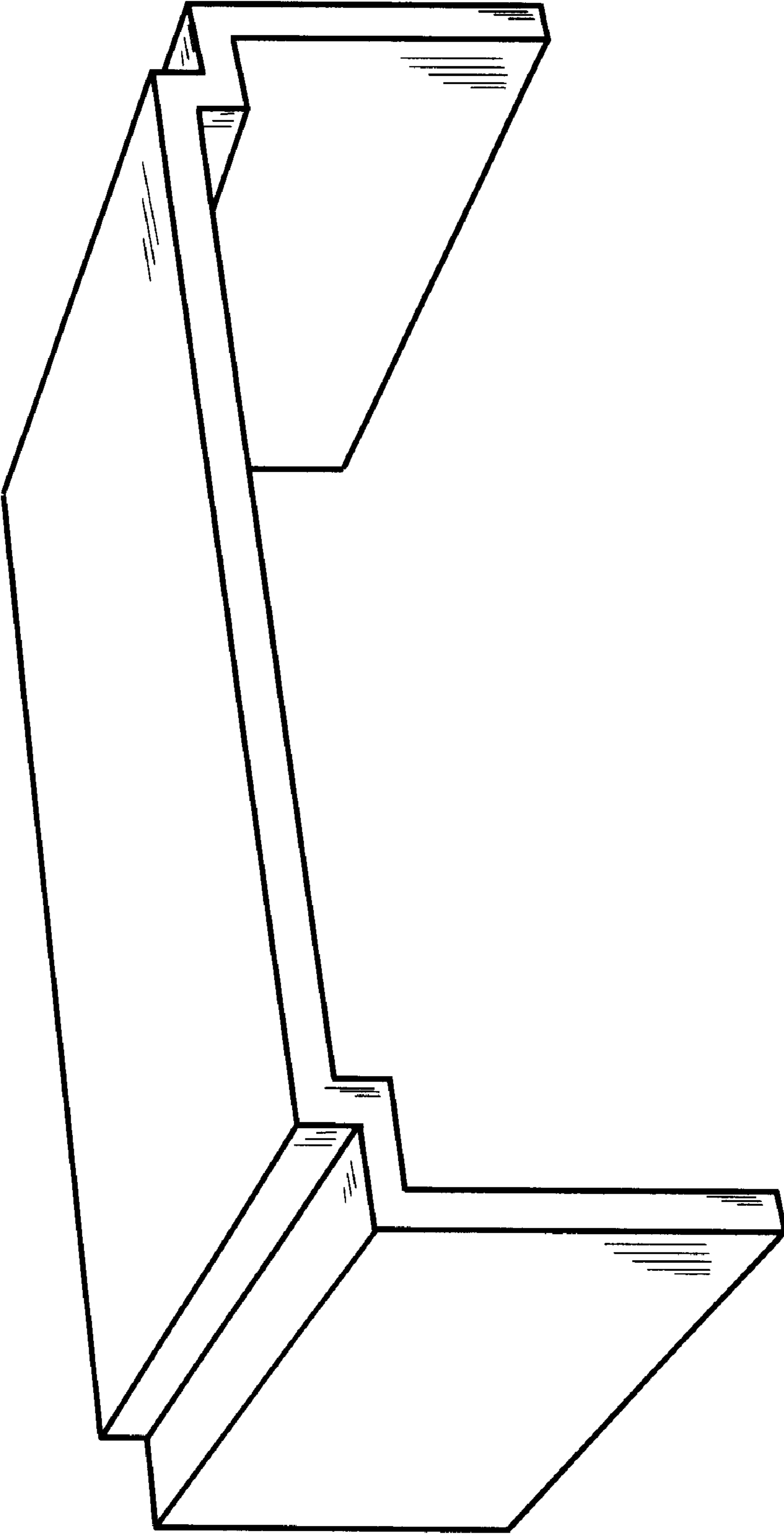


FIG. 1




FIG. 2




FIG. 3




FIG. 4




FIG. 5