



US00D539537S

(12) **United States Design Patent**
Guyon

(10) **Patent No.:** **US D539,537 S**

(45) **Date of Patent:** **** Apr. 3, 2007**

(54) **HANDBAG**

(75) Inventor: **Isabelle Guyon**, Paris (FR)

(73) Assignee: **S.A.S. Jean Cassegrain**, Paris (FR)

(**) Term: **14 Years**

(21) Appl. No.: **29/233,166**

(22) Filed: **Jun. 29, 2005**

(51) **LOC (8) Cl.** **03-01**

(52) **U.S. Cl.** **D3/246**

(58) **Field of Classification Search** D3/201,
D3/205, 230–246, 900–902, 303, 315, 226,
D3/276, 289; 190/1, 100, 112; 150/102–110,
150/30–31, 100, 103–104, 106–115, 117–122,
150/127–128, 130; D9/654, 702–704
See application file for complete search history.

(56) **References Cited**

U.S. PATENT DOCUMENTS

- 2,210,351 A * 8/1940 Westendorf 190/119
- D158,513 S * 5/1950 Schlessinger D3/243
- D159,767 S * 8/1950 Weinstein D3/243
- D241,782 S * 10/1976 Casser D3/246
- D267,522 S * 1/1983 Stark D3/289

- D390,004 S * 2/1998 Tawil D3/246
- D462,516 S * 9/2002 Delafontaine D3/246
- D489,897 S * 5/2004 Guyon D3/246
- D502,314 S * 3/2005 Cassegrain D3/246

* cited by examiner

Primary Examiner—Louis S. Zarfaz

Assistant Examiner—Kathleen Sims

(74) *Attorney, Agent, or Firm*—Gottlieb, Rackman & Reisman, P.C.

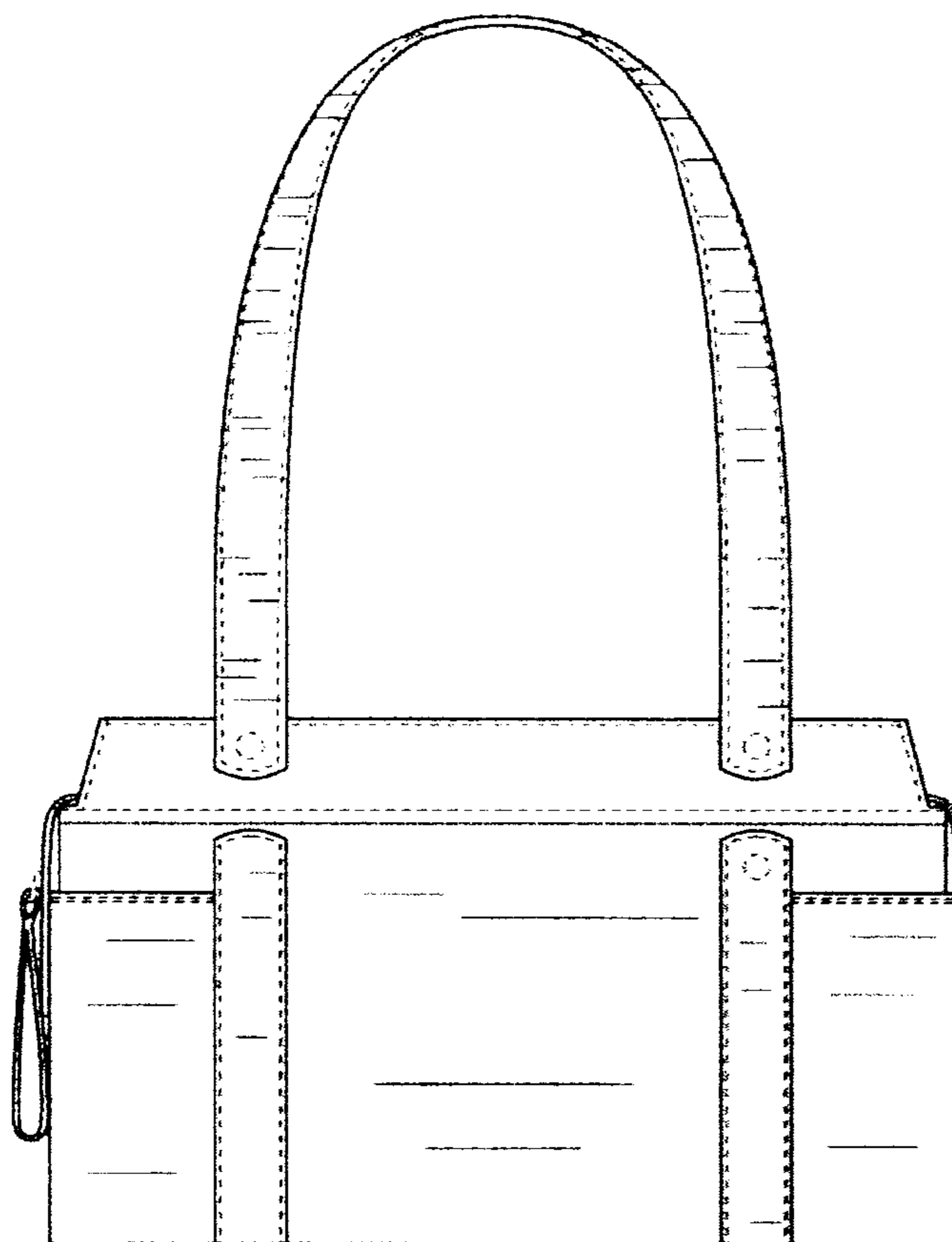
(57) **CLAIM**

The ornamental design for a handbag, as shown and described.

DESCRIPTION

FIG. 1 is a bottom plan view of my new design; FIG. 2 is a right side elevation view thereof; FIG. 3 is a front elevation view thereof, the rear elevation view being a mirror image thereof; FIG. 4 is a left side elevation view thereof; and, FIG. 5 is a top plan view thereof. The broken line showing of stitching in FIGS. 1–5 and round hardware in FIGS. 1–5 is for illustrative purposes only and forms no part of the claimed design.

1 Claim, 1 Drawing Sheet



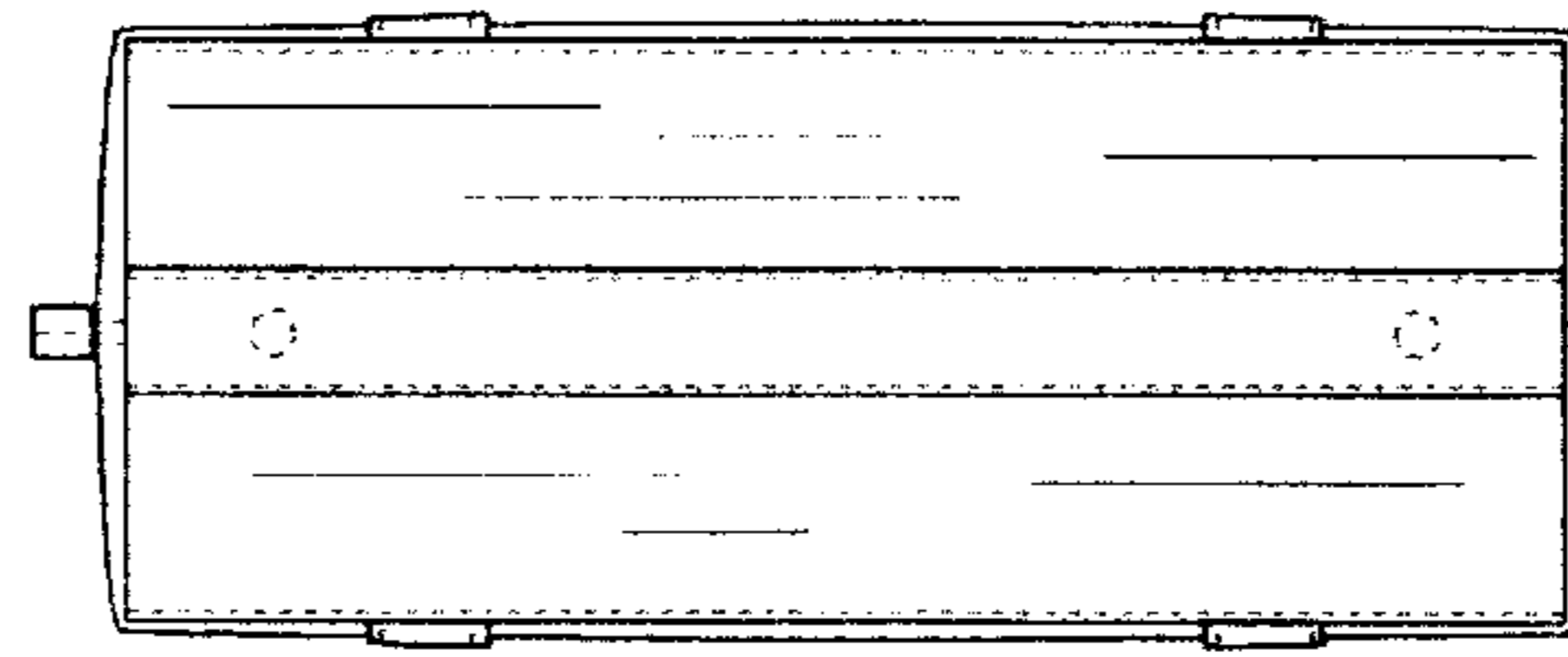


FIG. 1

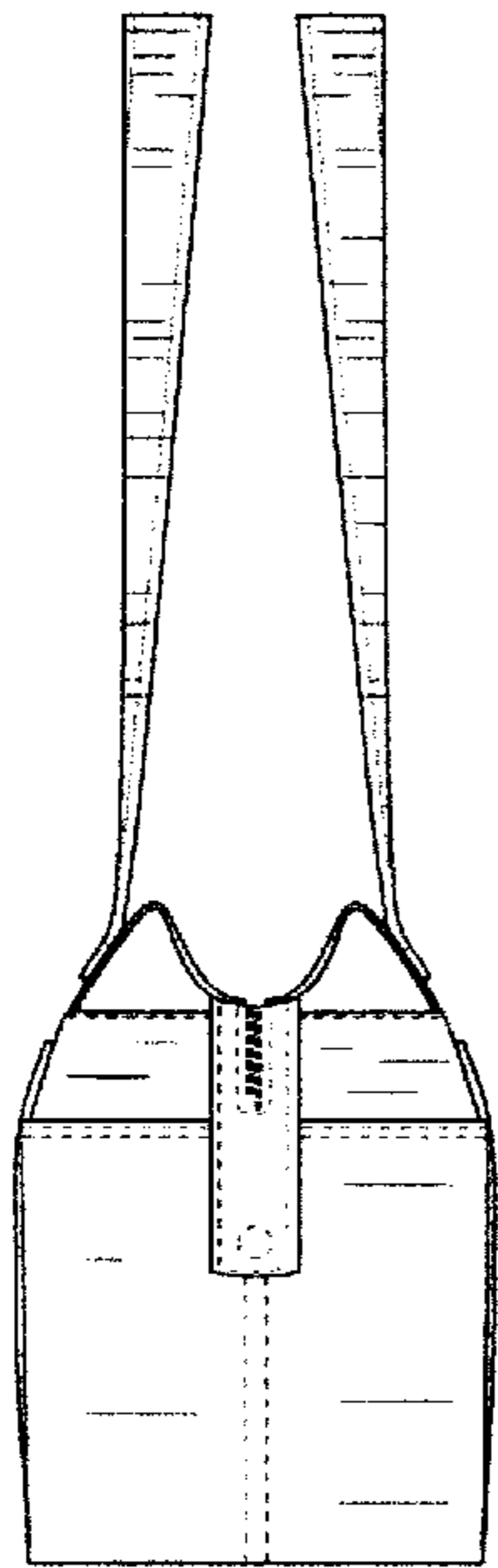


FIG. 2

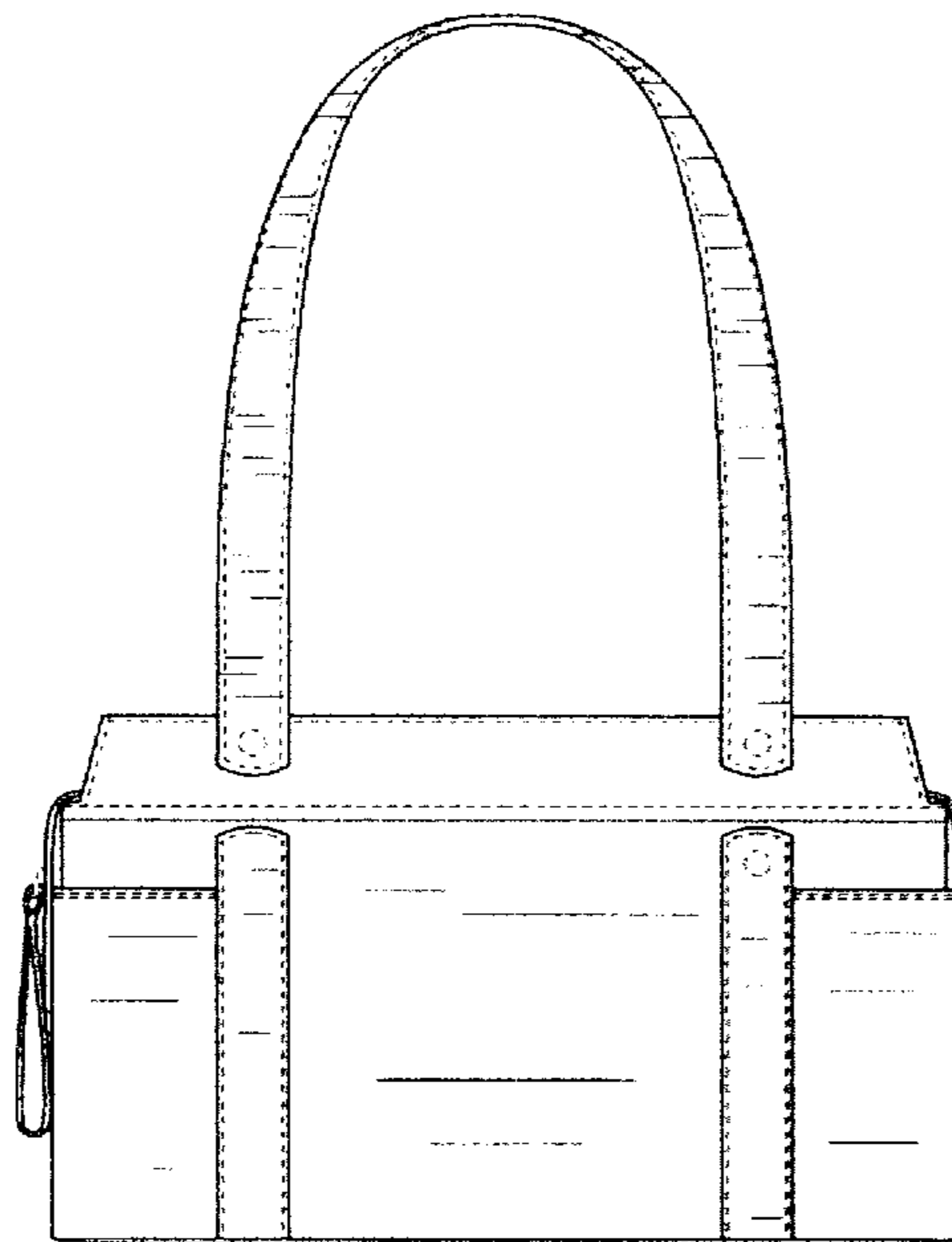


FIG. 3

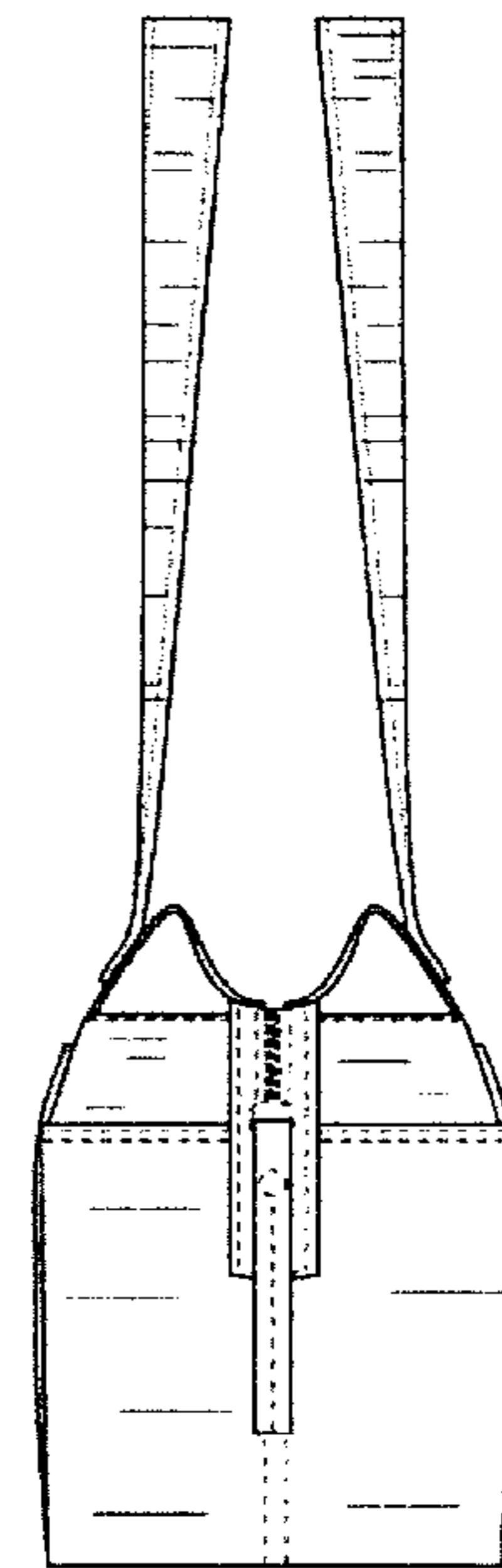


FIG. 4

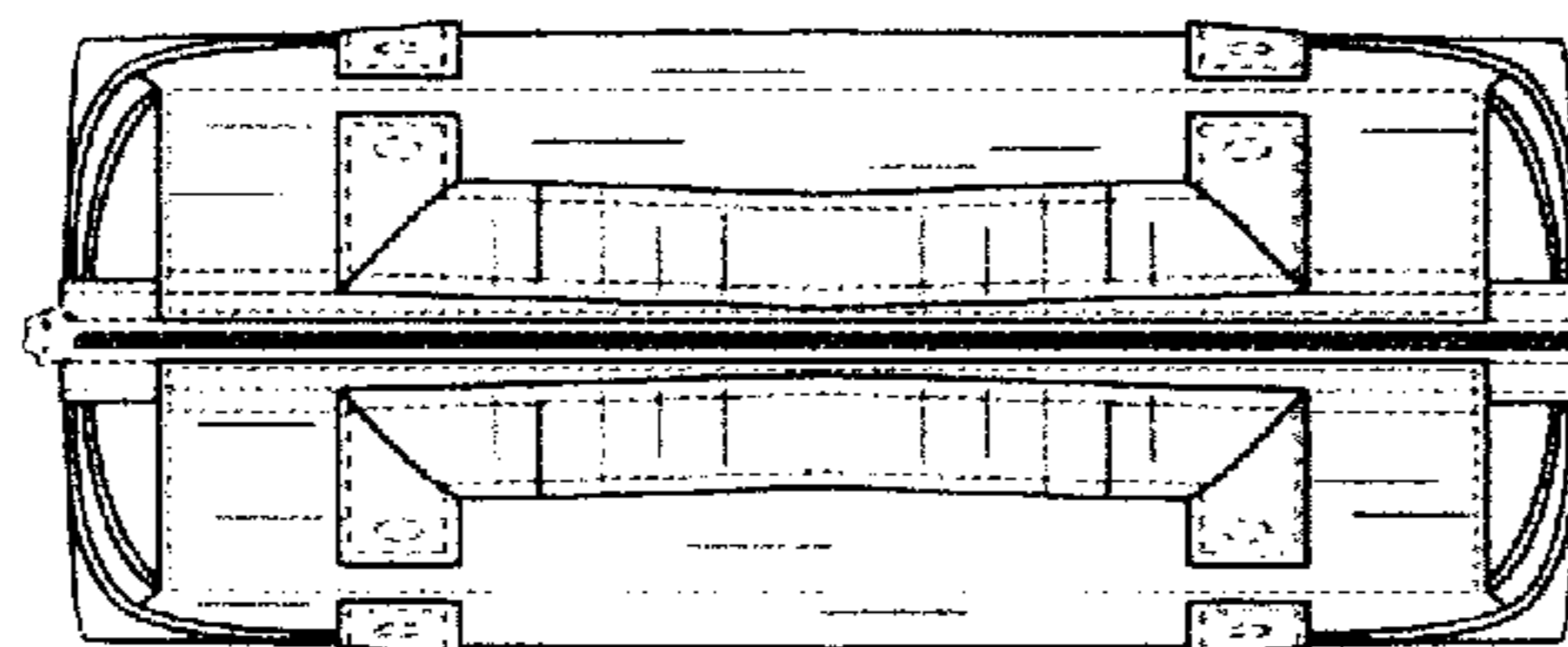


FIG. 5