



US00D539523S

(12) **United States Design Patent**
Wu

(10) **Patent No.:** **US D539,523 S**

(45) **Date of Patent:** **** Apr. 3, 2007**

(54) **CANE**

(76) **Inventor:** **David Wu**, No. 35-1, Jih Hsin Street,
Tu Cheng City, Taipei Hsien (TW)

(**) **Term:** **14 Years**

(21) **Appl. No.:** **29/240,461**

(22) **Filed:** **Oct. 14, 2005**

(51) **LOC (8) Cl.** **03-03**

(52) **U.S. Cl.** **D3/7**

(58) **Field of Classification Search** D3/5-17;
135/65-68, 72, 73, 76, 77, 911; D12/130,
D12/133, 105

See application file for complete search history.

(56) **References Cited**

U.S. PATENT DOCUMENTS

D133,915 S	*	9/1942	Penn	D3/8
D170,437 S	*	9/1953	Wood	D3/8
D204,849 S	*	5/1966	Thomas et al.	D3/8
D258,096 S	*	2/1981	Barfod	D3/8
4,787,405 A	*	11/1988	Karwoski	135/66
5,139,040 A	*	8/1992	Kelly	135/69
5,482,070 A	*	1/1996	Kelly	135/66

5,495,867 A	*	3/1996	Block	135/65
5,785,070 A	*	7/1998	Block et al.	135/67
5,875,805 A	*	3/1999	Nichols	135/66
D413,428 S	*	9/1999	Pease et al.	D3/8
D417,068 S	*	11/1999	Swercheck et al.	D3/7
6,378,541 B1	*	4/2002	Matthews	135/68

* cited by examiner

Primary Examiner—Louis S. Zarfes

Assistant Examiner—Anhdao Doan

(74) *Attorney, Agent, or Firm*—Troxell Law Office PLLC

(57) **CLAIM**

The ornamental design for cane, as shown and described.

DESCRIPTION

FIG. 1 is a perspective view of a cane showing my new design;

FIG. 2 is a front elevational view thereof;

FIG. 3 is a rear elevational view thereof;

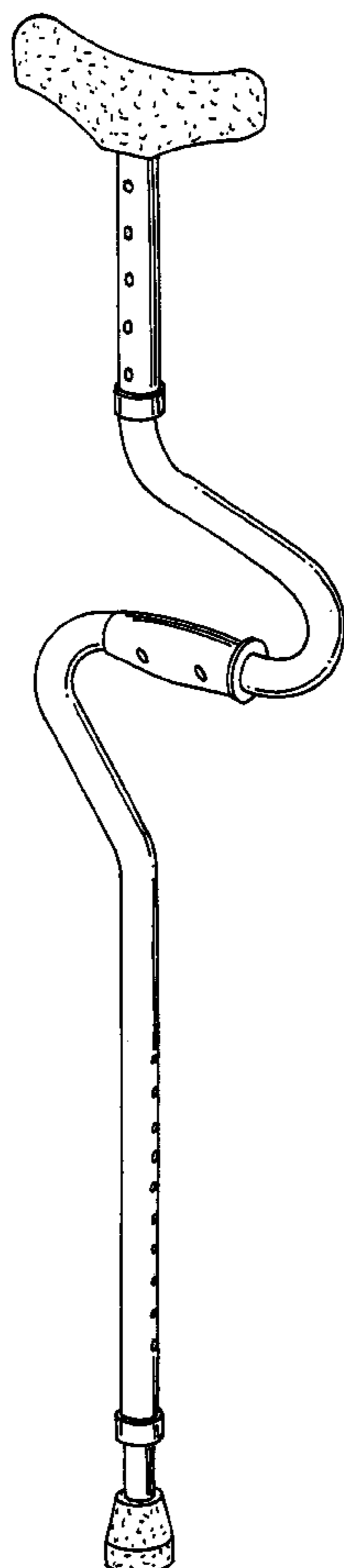
FIG. 4 is a top plan view thereof;

FIG. 5 is a bottom plan view thereof;

FIG. 6 is a left side elevational view thereof; and,

FIG. 7 is a right side elevational view thereof.

1 Claim, 6 Drawing Sheets



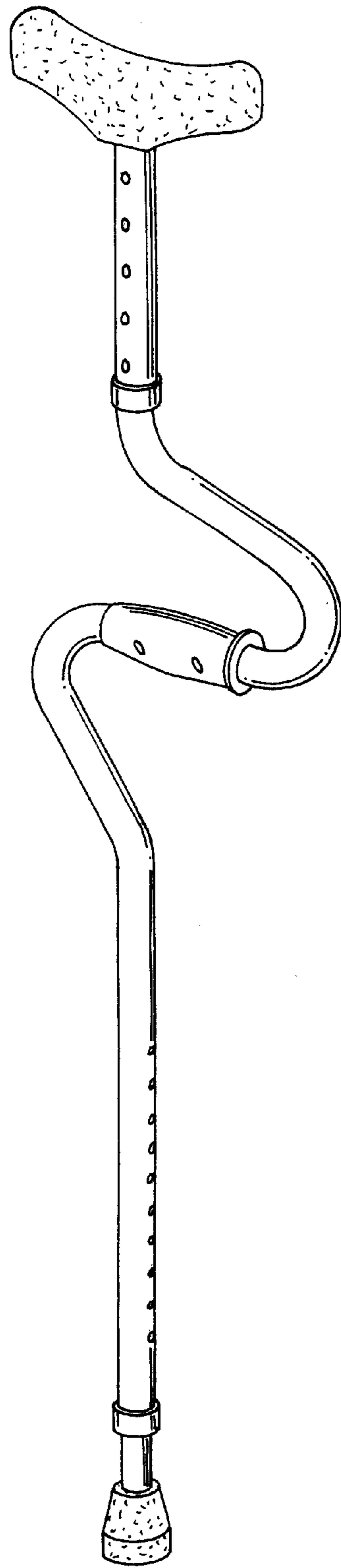


Fig. 1

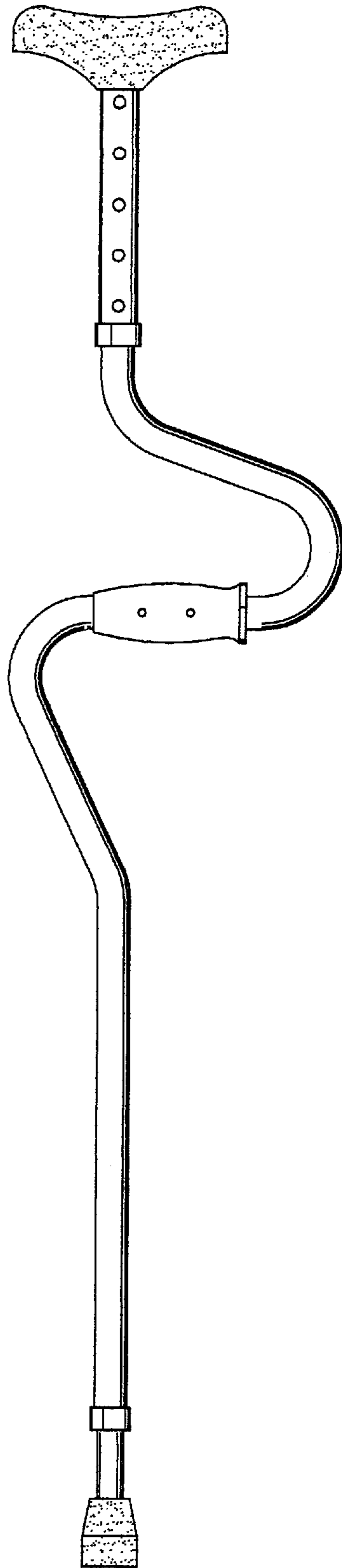


Fig. 2

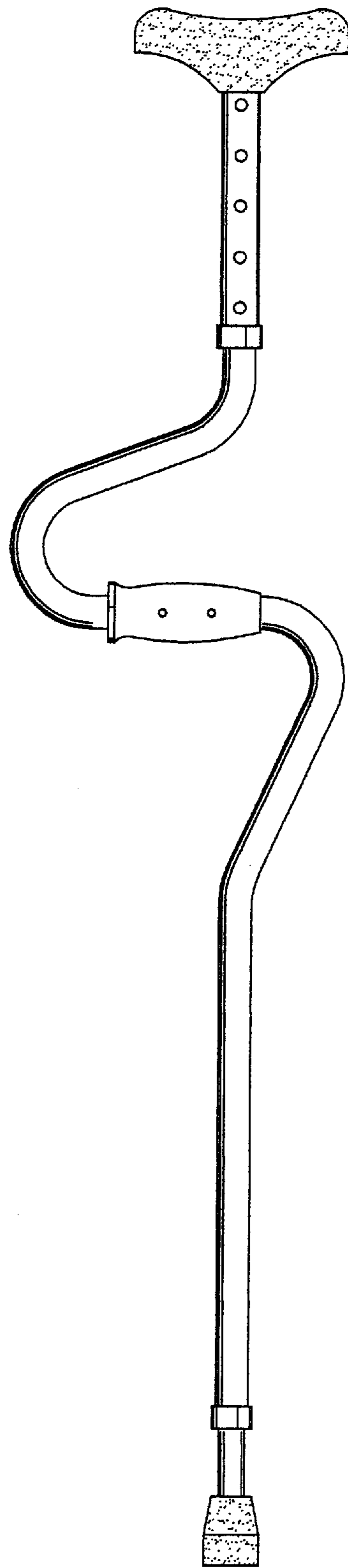


Fig. 3



Fig. 4



Fig. 5

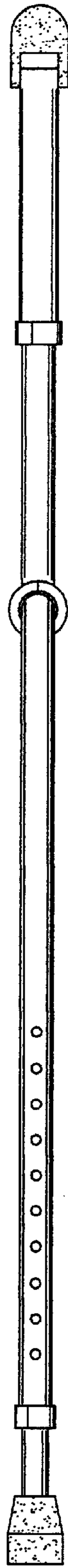


Fig. 6



Fig. 7