



US00D539518S

(12) **United States Design Patent**  
**Hawker**

(10) **Patent No.:** **US D539,518 S**

(45) **Date of Patent:** **\*\* Apr. 3, 2007**

(54) **FOOTWEAR SOLE**

(76) **Inventor:** **John Hawker**, 13576 Desmond St.,  
Pacoima, CA (US) 91331

(\*\*) **Term:** **14 Years**

(21) **Appl. No.:** **29/222,817**

(22) **Filed:** **Feb. 4, 2005**

(51) **LOC (8) Cl.** ..... **02-04**

(52) **U.S. Cl.** ..... **D2/957; D2/953; D2/954;**  
**D2/956; D2/960**

(58) **Field of Classification Search** ..... D2/902,  
D2/946-949, 951-960; 36/3 B, 22 R, 24.5,  
36/25 R, 28, 32 R, 34 R, 67 A, 59 C  
See application file for complete search history.

(56) **References Cited**

**U.S. PATENT DOCUMENTS**

D115,438 S	*	6/1939	Wirries	.....	D2/952
D147,413 S	*	9/1947	Knisely	.....	D2/953
4,060,917 A	*	12/1977	Canale	.....	36/59 C
D266,287 S	*	9/1982	Blissett et al.	.....	D2/957
4,481,727 A	*	11/1984	Stubblefield	.....	36/83
D296,724 S	*	7/1988	Peterson	.....	D2/957
D299,681 S	*	2/1989	Miller et al.	.....	D2/957
D332,001 S	*	12/1992	Bayer	.....	D2/902
D340,571 S	*	10/1993	Novy	.....	D2/959
5,775,005 A	*	7/1998	McClelland	.....	36/31
D404,549 S	*	1/1999	Greenberg	.....	D2/956
D414,594 S	*	10/1999	Parisotto	.....	D2/959

D433,214 S	*	11/2000	McDowell	.....	D2/957
D433,790 S	*	11/2000	Oliver	.....	D2/957
D440,748 S	*	4/2001	Morgan	.....	D2/957
D449,729 S	*	10/2001	von Conta	.....	D2/956
D473,042 S	*	4/2003	Wilson	.....	D2/960
D496,525 S	*	9/2004	Dykstra	.....	D2/960
D503,264 S	*	3/2005	McClaskie	.....	D2/955
D508,307 S	*	8/2005	Burg et al.	.....	D2/953
D509,049 S	*	9/2005	McClaskie	.....	D2/957
D509,649 S	*	9/2005	McClaskie	.....	D2/957

\* cited by examiner

*Primary Examiner*—Celia A. Murphy

(74) *Attorney, Agent, or Firm*—Blakely, Sokoloff, Taylor & Zafman, LLP

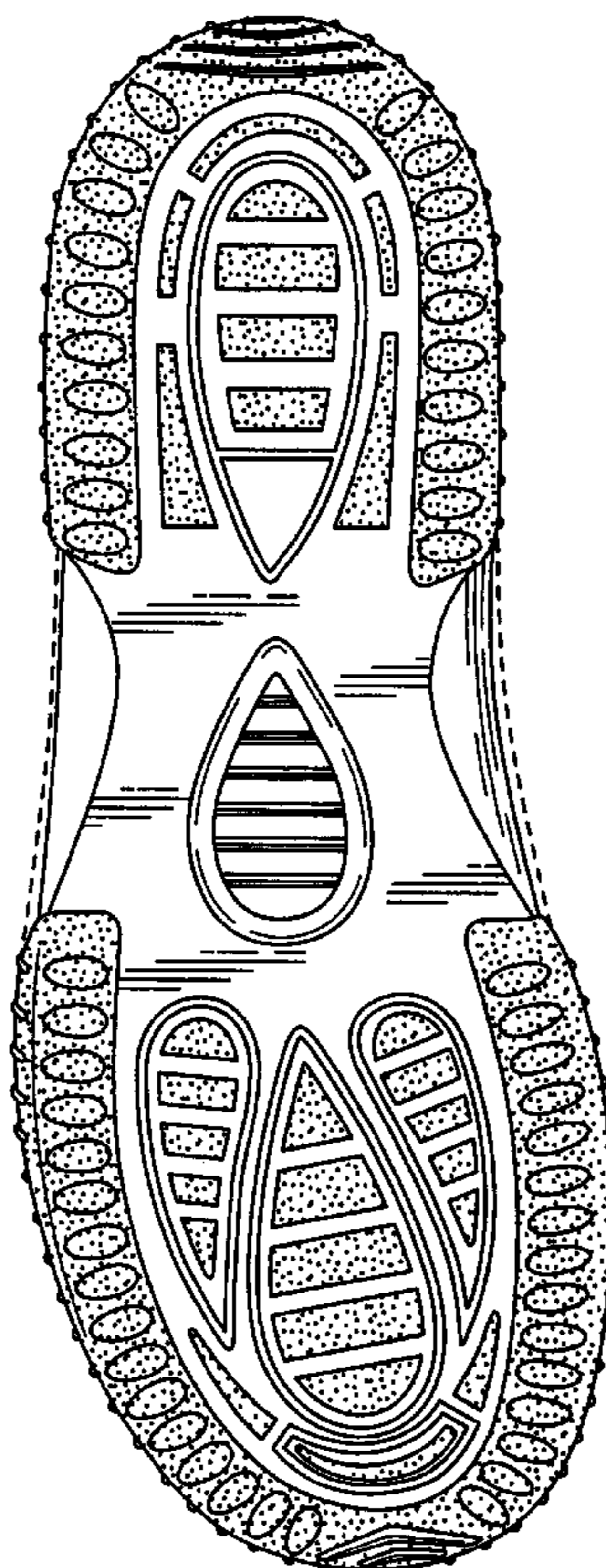
(57) **CLAIM**

The ornamental design for a footwear sole, as shown and described.

**DESCRIPTION**

FIG. 1 is a perspective view of a footwear sole embodying my new design;  
FIG. 2 is a bottom view thereof;  
FIG. 3 is a right side view thereof;  
FIG. 4 is a left side view thereof;  
FIG. 5 is a front view thereof; and,  
FIG. 6 is a rear view thereof.  
The broken line showing a shoe upper throughout the views illustrates the portion of the design that forms no part of the claim.

**1 Claim, 5 Drawing Sheets**



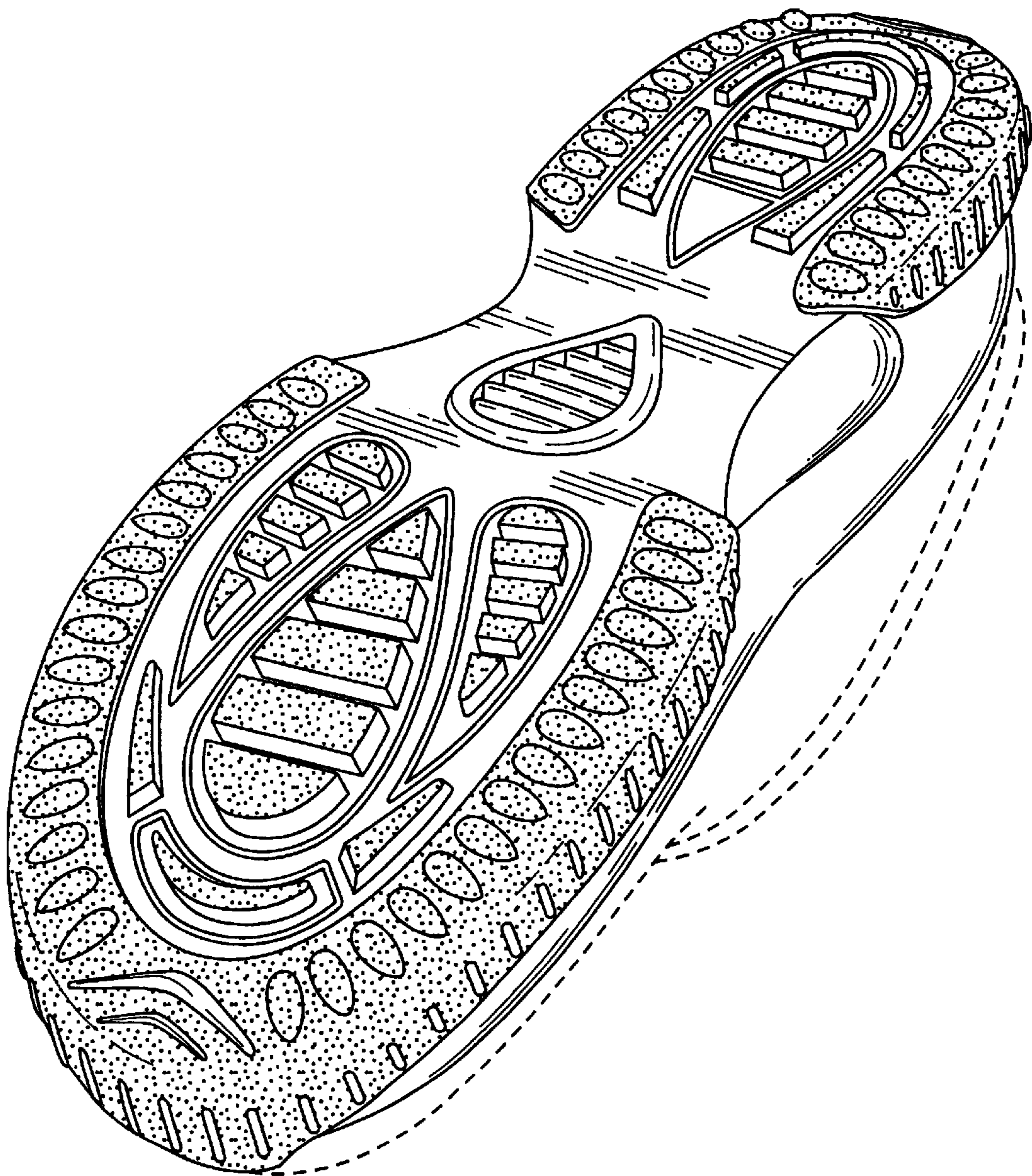


FIG. 1

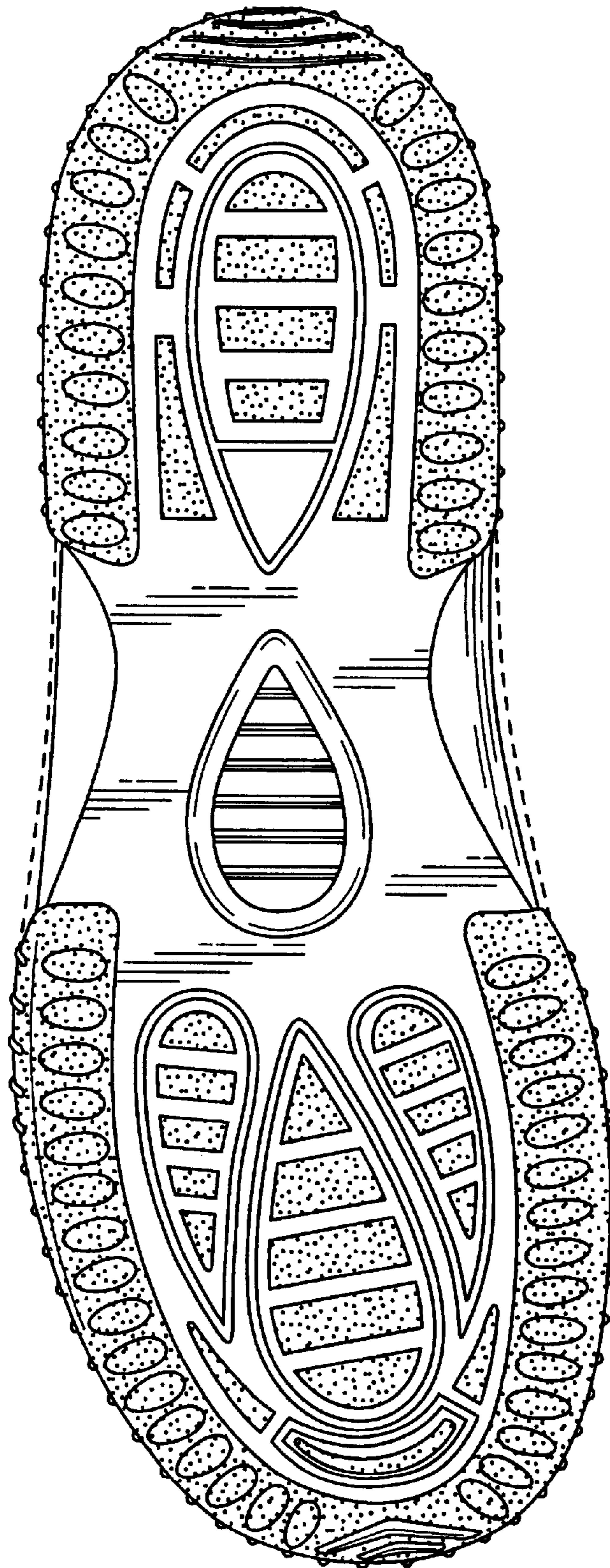


FIG. 2

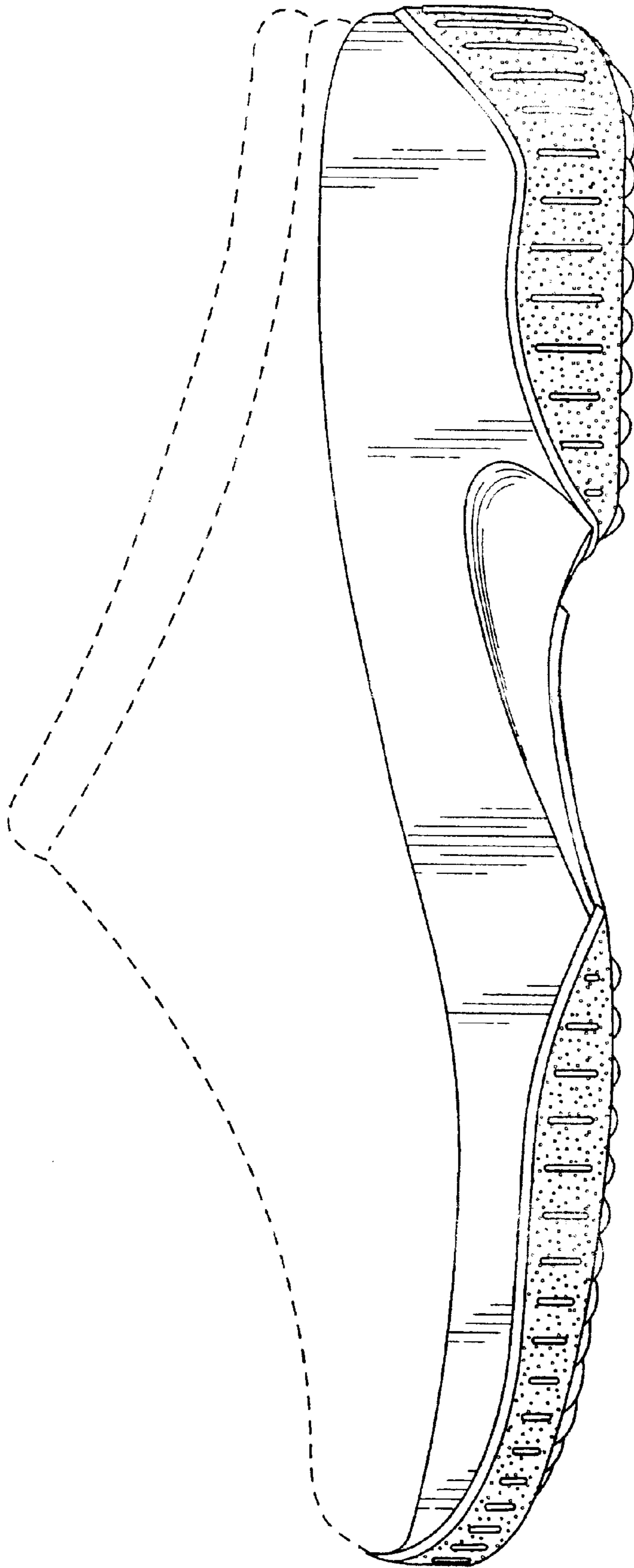


FIG. 3

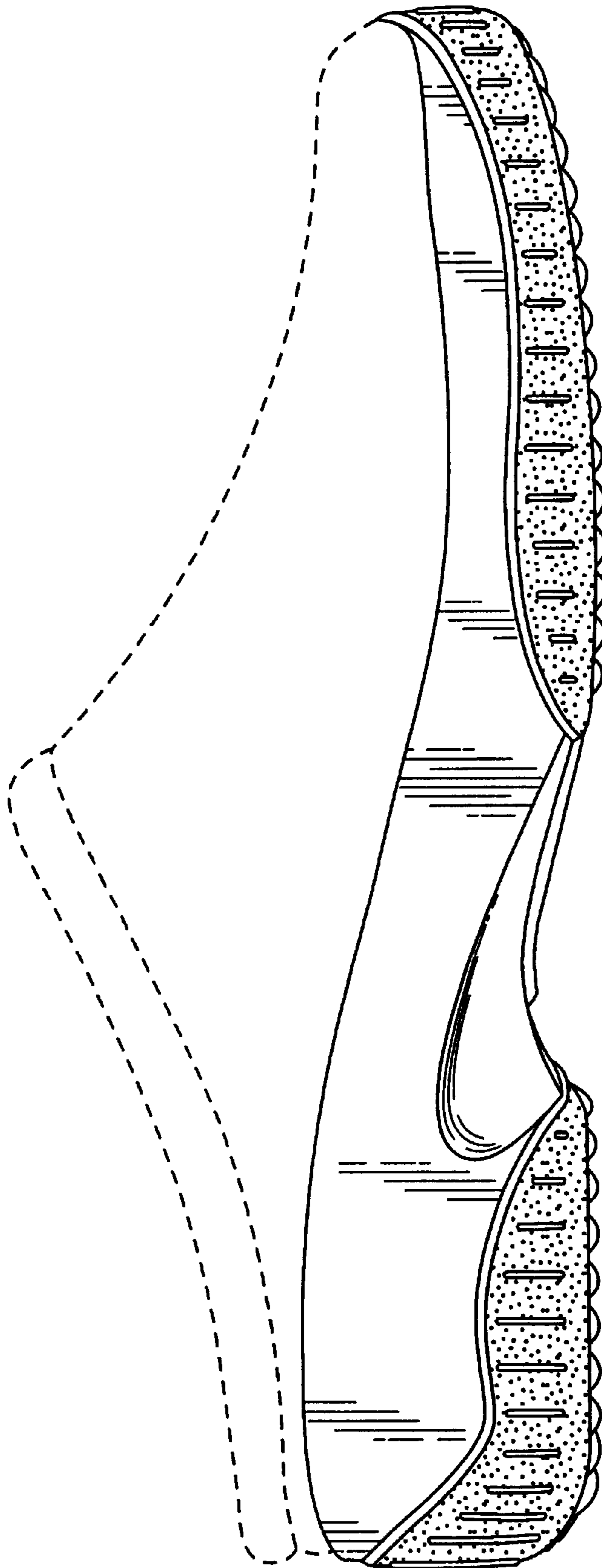
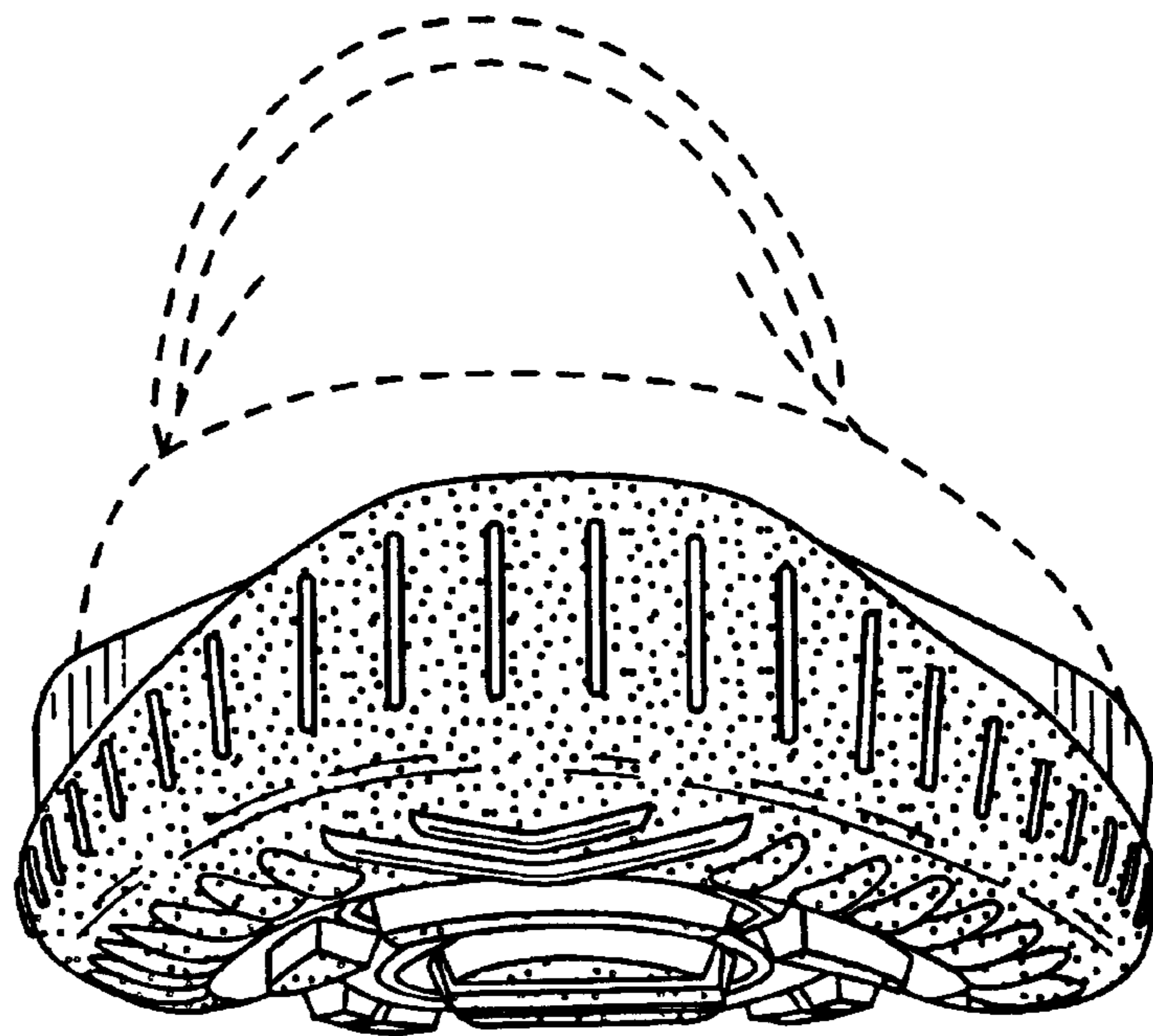
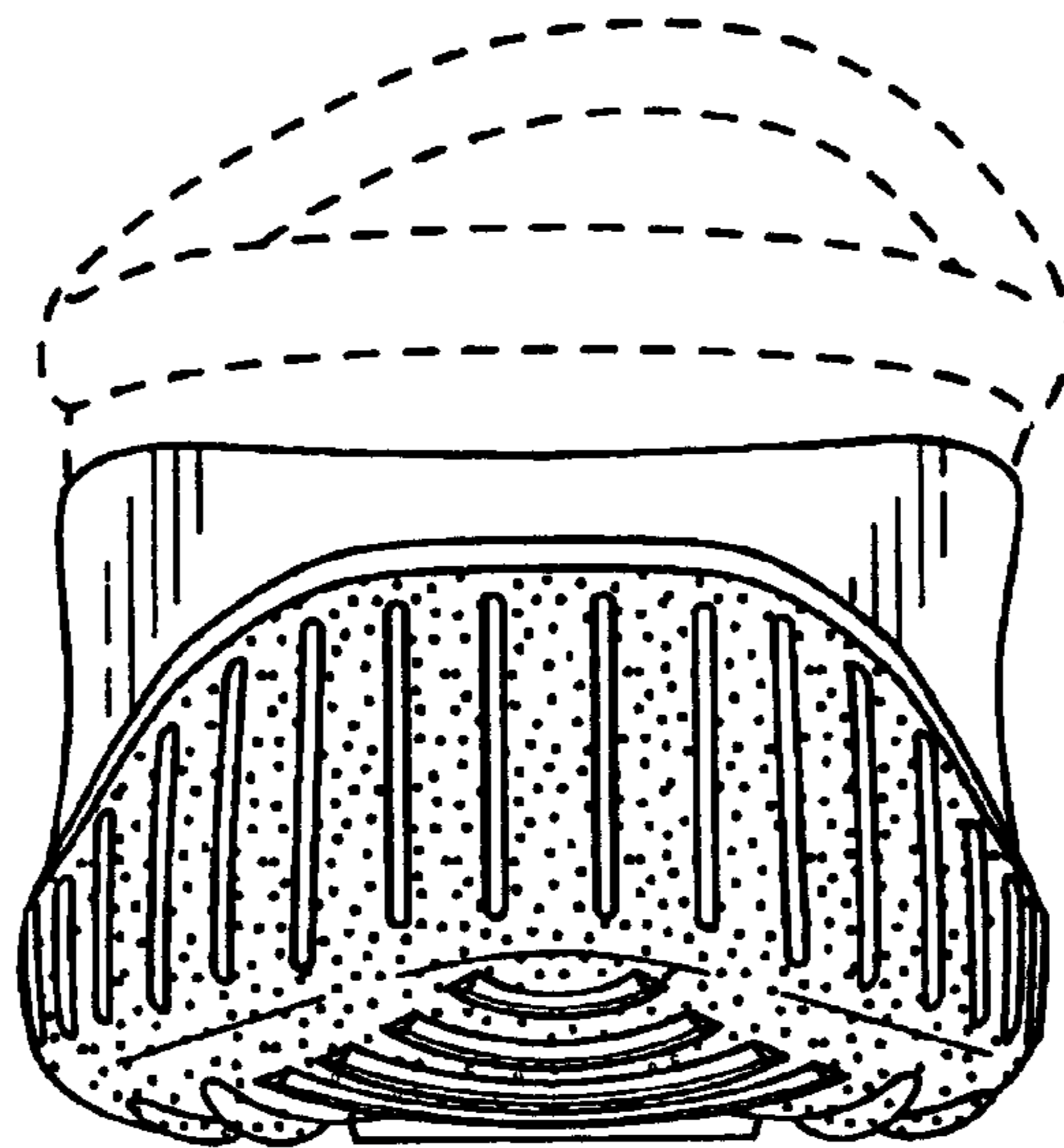


FIG. 4



**FIG. 5**



**FIG. 6**