

US00D539511S

(12) **United States Design Patent**
Urahata

(10) **Patent No.:** **US D539,511 S**

(45) **Date of Patent:** **** Apr. 3, 2007**

(54) **BUTTONHOLE**

(76) **Inventor:** **Masaji Urahata**, 18-19, Katase
2-chome, Fujisawa-shi, Kanagawa (JP)

(**) **Term:** **14 Years**

(21) **Appl. No.:** **29/222,469**

(22) **Filed:** **Feb. 1, 2005**

(30) **Foreign Application Priority Data**

Oct. 19, 2004 (JP) 2004-031700

(51) **LOC (8) Cl.** **02-02**

(52) **U.S. Cl.** **D2/837**

(58) **Field of Classification Search** D2/797,
D2/798, 833, 837; 2/265, 266; 112/65, 475.15,
112/475.25, 431, 437, 446
See application file for complete search history.

(56) **References Cited**

U.S. PATENT DOCUMENTS

400,485	A	*	4/1889	Reece	36/52
1,194,521	A	*	8/1916	Loeb	112/475.18
1,471,604	A	*	10/1923	Heller	2/266
1,540,003	A	*	6/1925	Haller	2/309
1,887,954	A	*	11/1932	Pikul	112/431
1,982,527	A	*	11/1934	Manekin	2/116
2,084,745	A	*	6/1937	Reynolds	2/243.1
D115,102	S	*	6/1939	Elowsky	D2/837
2,318,295	A	*	5/1943	Davidow	2/93
2,325,056	A	*	7/1943	Hess	160/348
2,342,569	A	*	2/1944	Bernstein	112/475.15
2,389,272	A	*	11/1945	Neuman	112/431
2,552,281	A	*	5/1951	Isaacson	2/265
2,671,219	A	*	3/1954	Levi	2/74
3,263,290	A	*	8/1966	Eguchi et al.	24/662
3,349,410	A	*	10/1967	White	2/229
3,394,437	A	*	7/1968	Sinclair	24/301

3,500,509	A	*	3/1970	Moden	24/662
3,587,501	A	*	6/1971	Cruden	112/475.25
3,654,635	A	*	4/1972	Cruden, Jr.	2/266
3,701,167	A	*	10/1972	Spetz	2/266
3,703,149	A	*	11/1972	George	112/475.25
4,712,496	A	*	12/1987	Brown et al.	112/431
2005/0210561	A1	*	9/2005	Robinson	2/129
2005/0278826	A1	*	12/2005	Kato	2/131
2006/0032026	A1	*	2/2006	Schoening et al.	24/66.1

FOREIGN PATENT DOCUMENTS

JP	48-36006	10/1973
JP	50-22807 Y	7/1975

* cited by examiner

Primary Examiner—Doris Clark

Assistant Examiner—Michael Pratt

(74) *Attorney, Agent, or Firm*—Morgan, Lewis & Bockius, LLP

(57) **CLAIM**

The ornamental design for a buttonhole, as shown and described.

DESCRIPTION

FIG. 1 is a front view of a buttonhole constructed according to my novel design;

FIG. 2 is a top plan view thereof;

FIG. 3 is a left side view thereof;

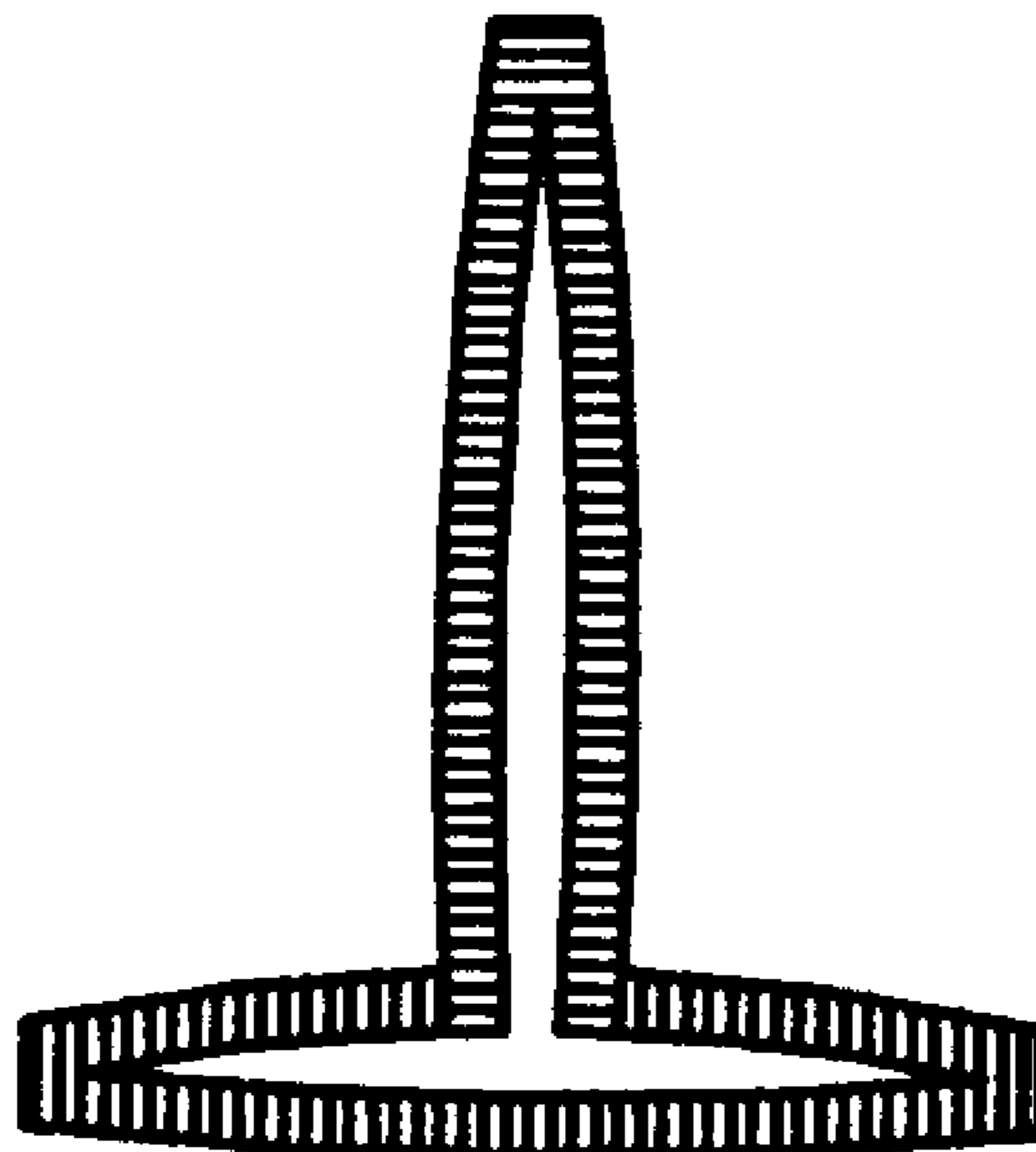
FIG. 4 is a right side view thereof;

FIG. 5 is a bottom view thereof; and,

FIG. 6 is an exemplary drawing showing a plurality of buttonholes arranged on a shirt.

The broken lines showing of environmental structure in FIG. 6 of the drawings are for illustrative purposes only and form no part of the claimed design.

1 Claim, 6 Drawing Sheets



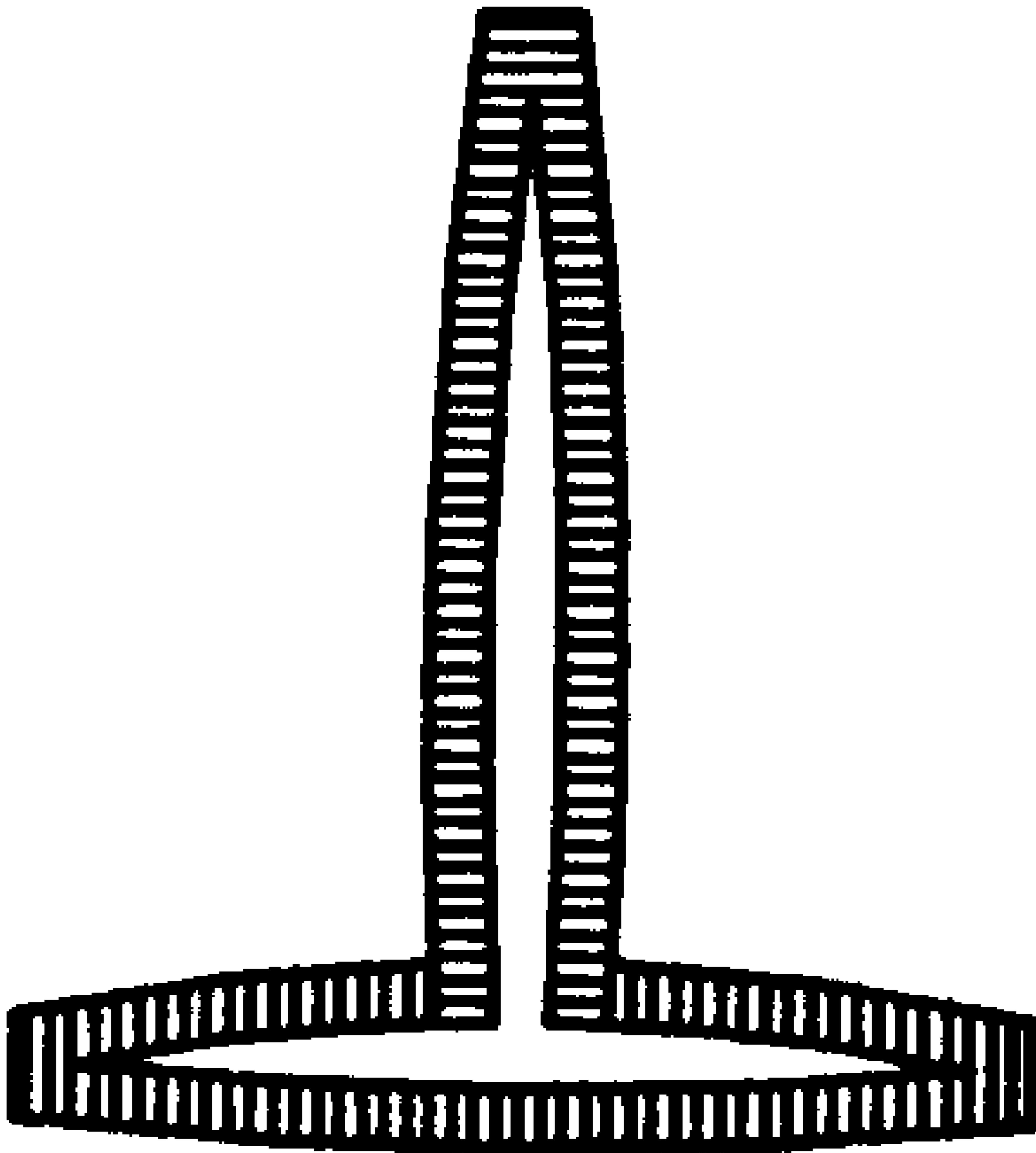


FIG. 1



FIG. 2



FIG. 3



FIG. 4



FIG. 5

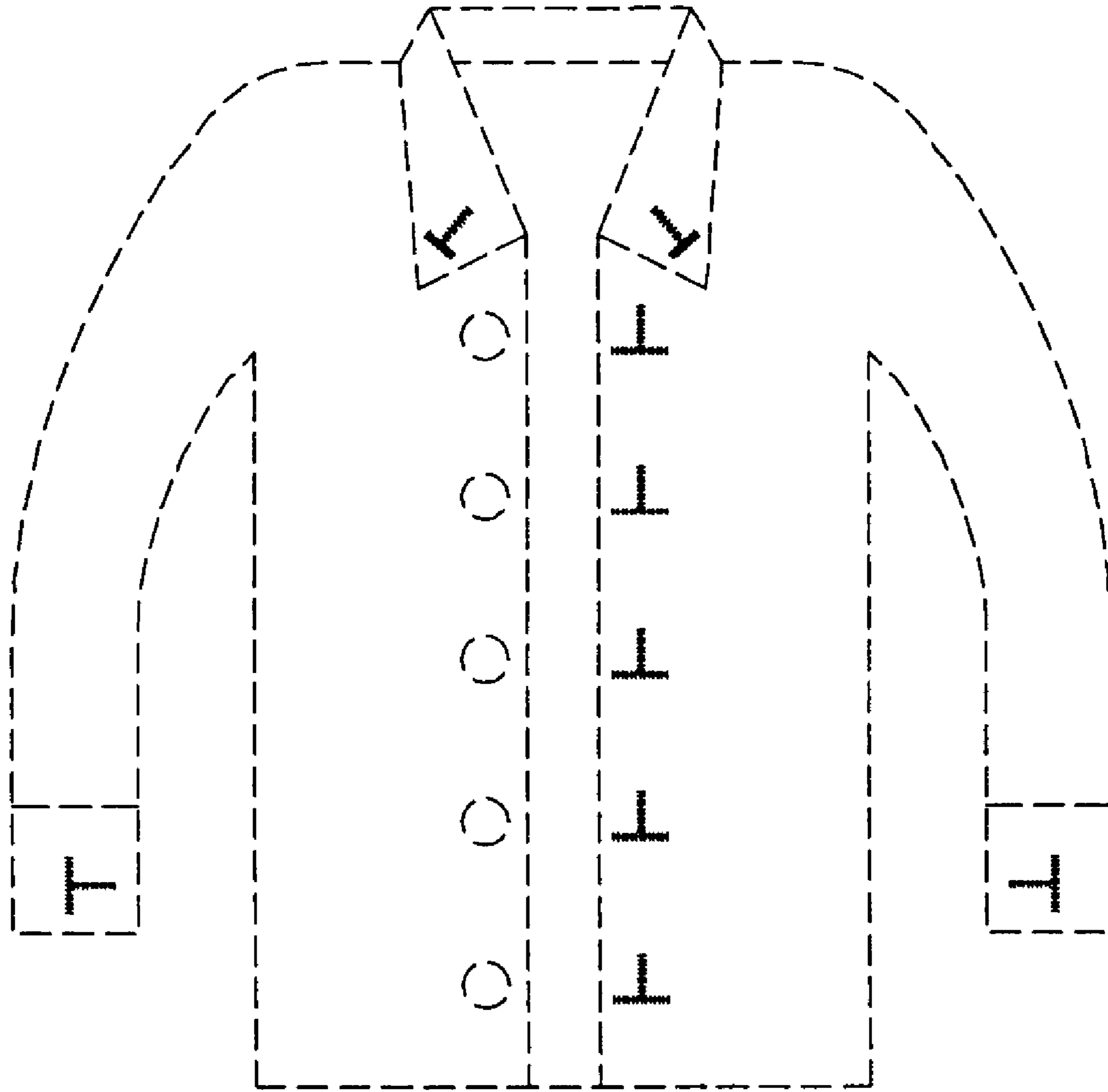


FIG. 6