



US00D539508S

(12) **United States Design Patent** (10) **Patent No.:** **US D539,508 S**  
**Rogers et al.** (45) **Date of Patent:** **\*\* Apr. 3, 2007**

(54) **MARTIAL ARTS UNIFORM TOP**

(75) Inventors: **Freddie L. Rogers**, Norman, OK (US);  
**Michael Chaturantabut**, North  
Hollywood, CA (US)

(73) Assignee: **Century Incorporated**, Midwest City,  
OK (US)

(\*\*) **Term:** **14 Years**

(21) **Appl. No.:** **29/209,527**

(22) **Filed:** **Jul. 16, 2004**

(51) **LOC (8) Cl.** ..... **02-02**

(52) **U.S. Cl.** ..... **D2/749; 2/829; 2/731;**  
**2/750**

(58) **Field of Classification Search** ..... D2/749,  
D2/829, 750, 122, 113, 717, 828-32, 840,  
D2/847, 751, 755; D29/101; 2/113-5, 69,  
2/85-7, 83, 90-6, 102, 108, 247, 125, 513,  
2/574; D11/172; D66/176; *A41D 1/04*  
See application file for complete search history.

5,920,904 A \* 7/1999 Sapoznick ..... 2/69  
D414,913 S \* 10/1999 Katz et al. .... D2/829  
D435,697 S 12/2000 James et al.  
D439,727 S \* 4/2001 Hosogai ..... D2/830  
6,298,485 B1 \* 10/2001 Heller ..... 2/70  
D463,094 S 9/2002 Haselmayer et al.  
D464,790 S 10/2002 Townes et al.  
D479,902 S \* 9/2003 Brown ..... D2/831  
D483,172 S 12/2003 Edwards et al.  
6,826,782 B2 \* 12/2004 Jordan ..... 2/94  
D505,888 S \* 6/2005 Puett, III ..... D11/172  
D514,776 S \* 2/2006 Green, Jr. .... D2/840  
D517,281 S \* 3/2006 Tanner et al. .... D2/840  
D526,465 S \* 8/2006 Rindle ..... D2/828  
D526,469 S \* 8/2006 Collier ..... D2/847  
D526,763 S \* 8/2006 Tanner et al. .... D2/717  
2003/0061650 A1 \* 4/2003 Emanuel ..... 2/115  
2004/0016041 A1 \* 1/2004 Uno et al. .... 2/113

**OTHER PUBLICATIONS**

Century® C the Power™, 2005 Product Catalog, pp. 20-27,  
29-35, 38-39, 44-45, 49-50 and 59-60.

\* cited by examiner

*Primary Examiner*—Louis S. Zarfaz  
*Assistant Examiner*—Susan E Krakower  
(74) *Attorney, Agent, or Firm*—McAfee & Taft

(56) **References Cited**

**U.S. PATENT DOCUMENTS**

576,880 A \* 2/1897 McNutt ..... 2/92  
D56,852 S \* 1/1921 Benson ..... D2/847  
1,890,385 A \* 12/1932 Karahadian ..... 2/90  
3,078,699 A \* 2/1963 Huntley ..... 66/176  
4,149,272 A \* 4/1979 Maeshima ..... 2/102  
D269,221 S \* 6/1983 Portwood et al. .... D2/717  
D271,154 S \* 11/1983 Dowling ..... D2/847  
D276,664 S \* 12/1984 Portwood et al. .... D2/717  
4,800,593 A \* 1/1989 Ruffner ..... 2/108  
4,809,364 A \* 3/1989 Lent ..... 2/2.15  
D319,525 S 9/1991 Clark  
5,101,511 A \* 4/1992 Elverskog ..... 2/2.5  
D332,514 S \* 1/1993 Brandoff ..... D2/829  
5,210,877 A \* 5/1993 Newman ..... 2/456  
D341,471 S \* 11/1993 Cross ..... D2/717  
5,383,235 A \* 1/1995 Peters ..... 2/115  
D390,337 S \* 2/1998 Mixon ..... D2/717  
5,717,999 A \* 2/1998 Lurry ..... 2/69  
D393,243 S 4/1998 Ferguson

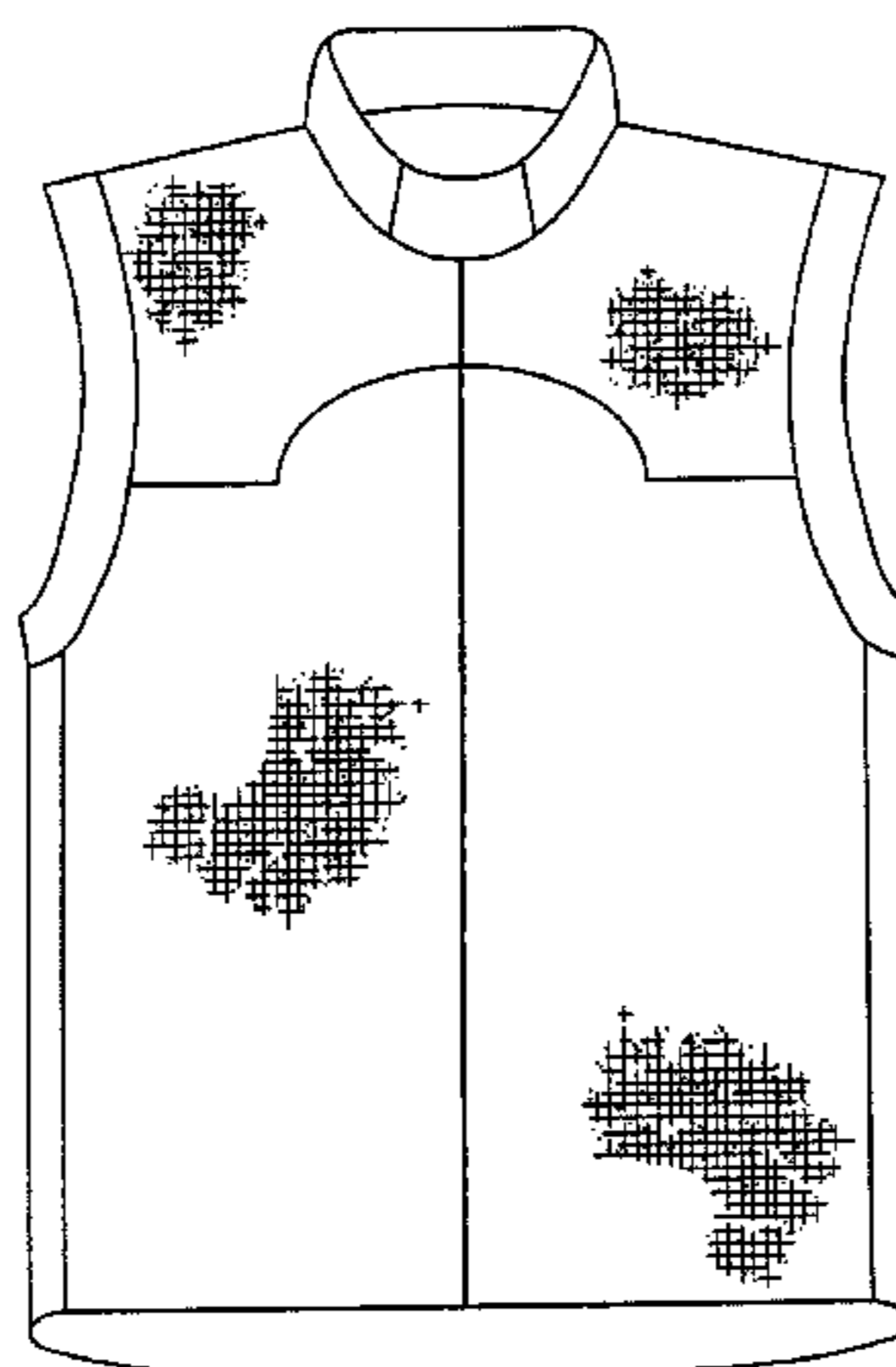
(57) **CLAIM**

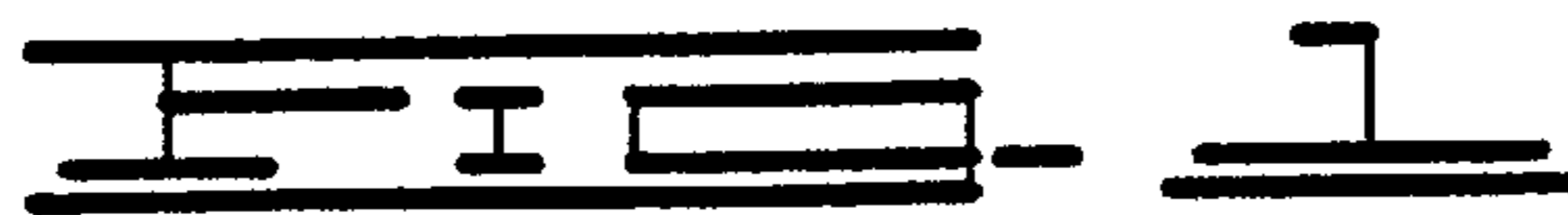
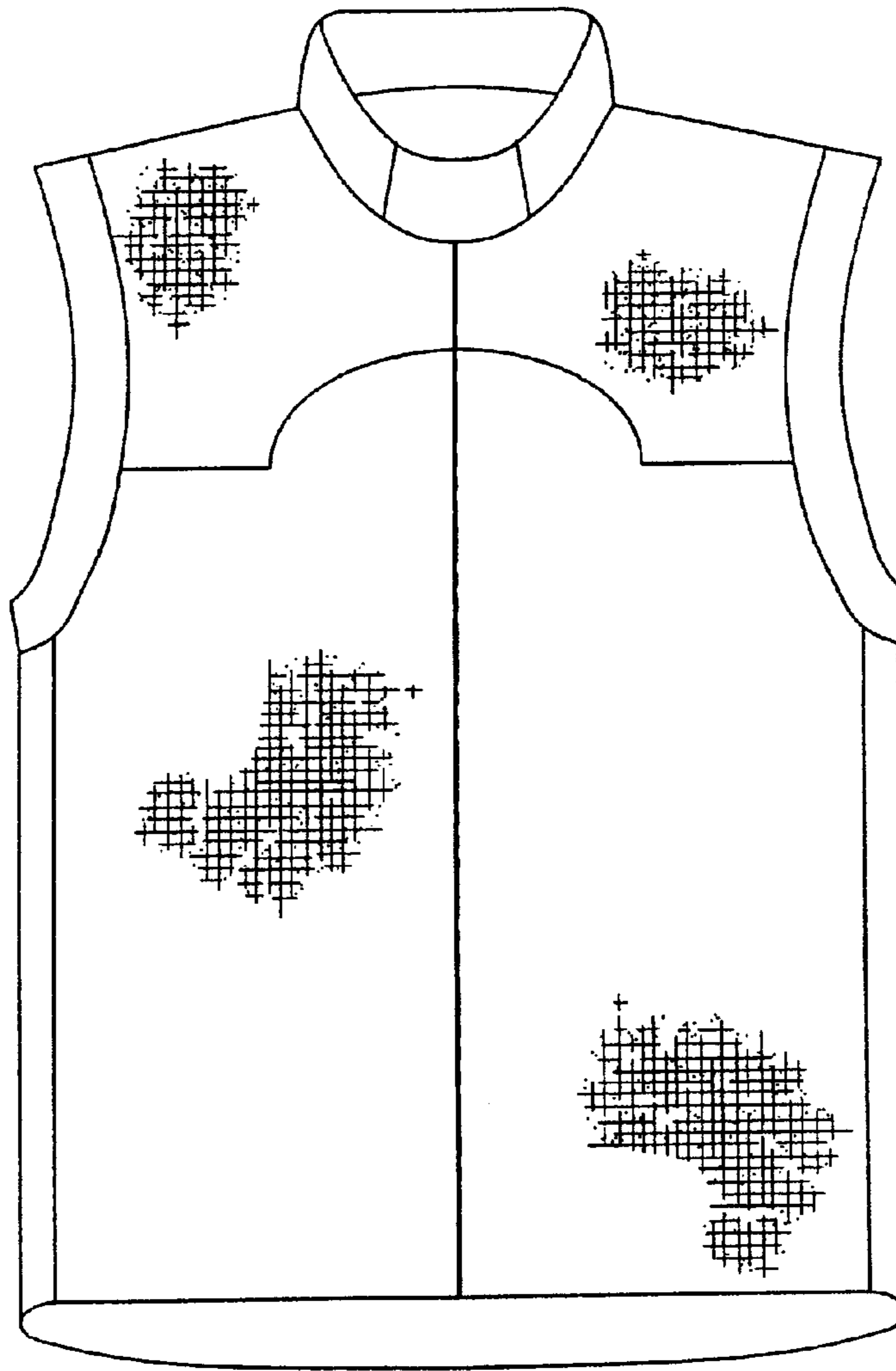
The ornamental design for a martial arts uniform top, shown  
and described.

**DESCRIPTION**

FIG. 1 is a front elevation view of the martial arts uniform  
top of the present invention;  
FIG. 2 is a rear elevation view of the martial arts uniform top  
thereof;  
FIG. 3 is a left side elevation view of the martial arts uniform  
top thereof;  
FIG. 4 is a right side elevation view of the martial arts  
uniform top thereof;  
FIG. 5 is a top view of the martial arts uniform top thereof;  
and,  
FIG. 6 is a bottom view of the martial arts uniform top.

**1 Claim, 4 Drawing Sheets**





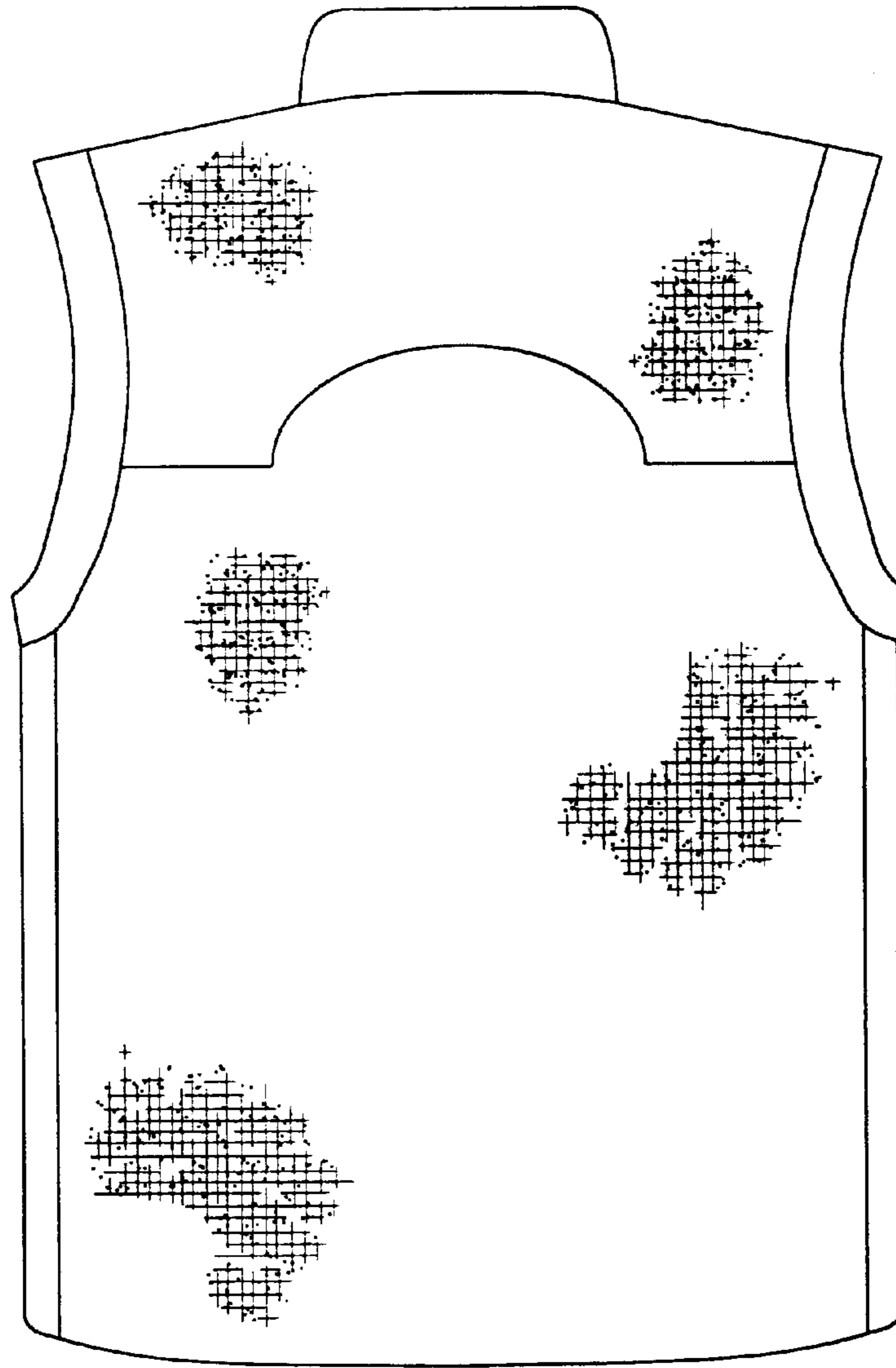


FIG. 3

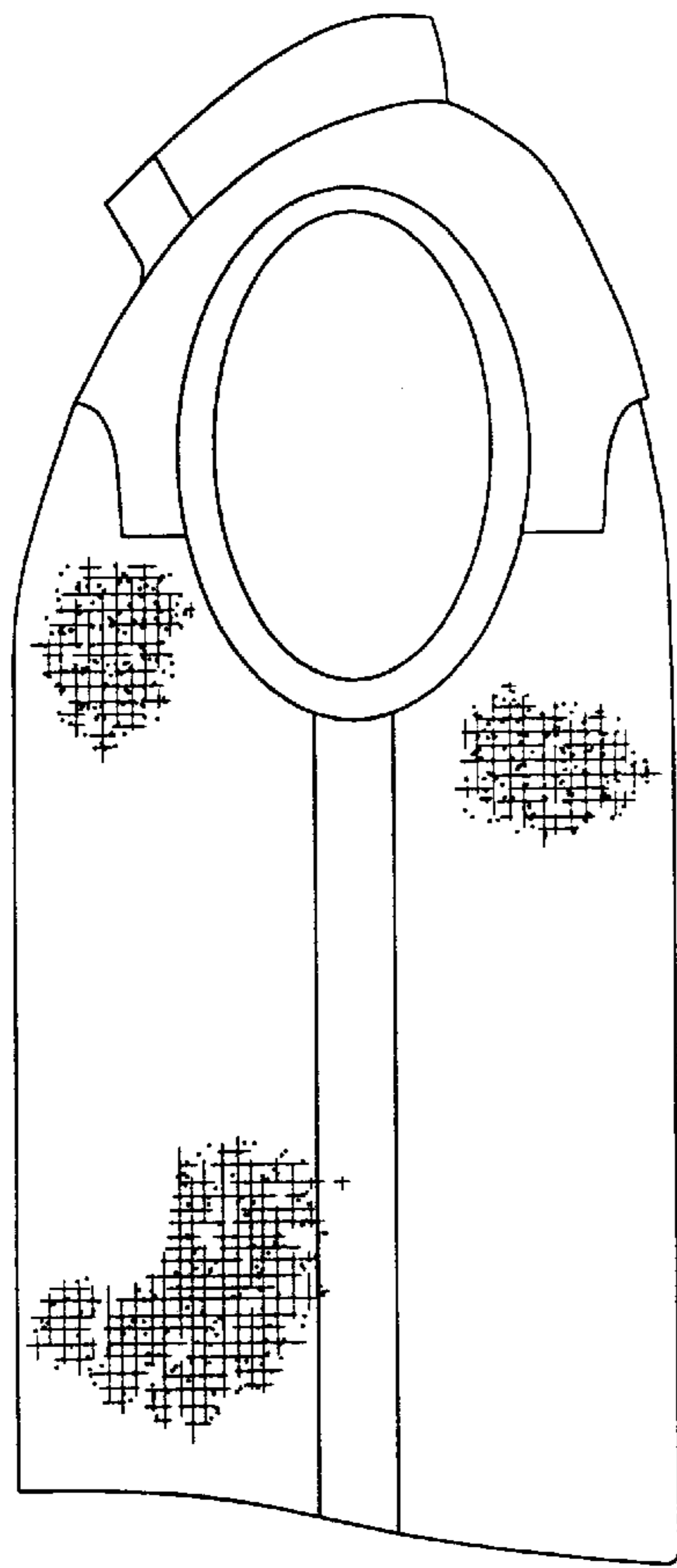


FIG. 3

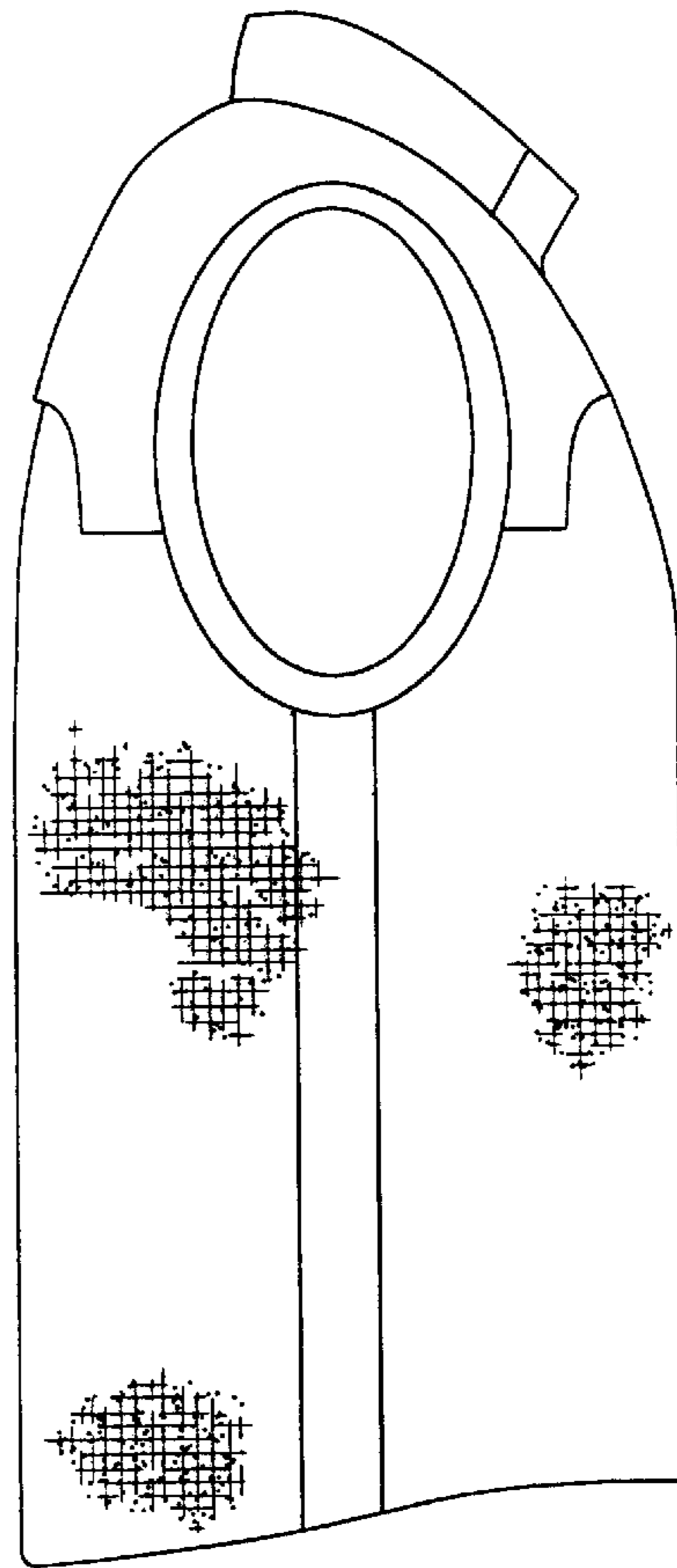


FIG. 4

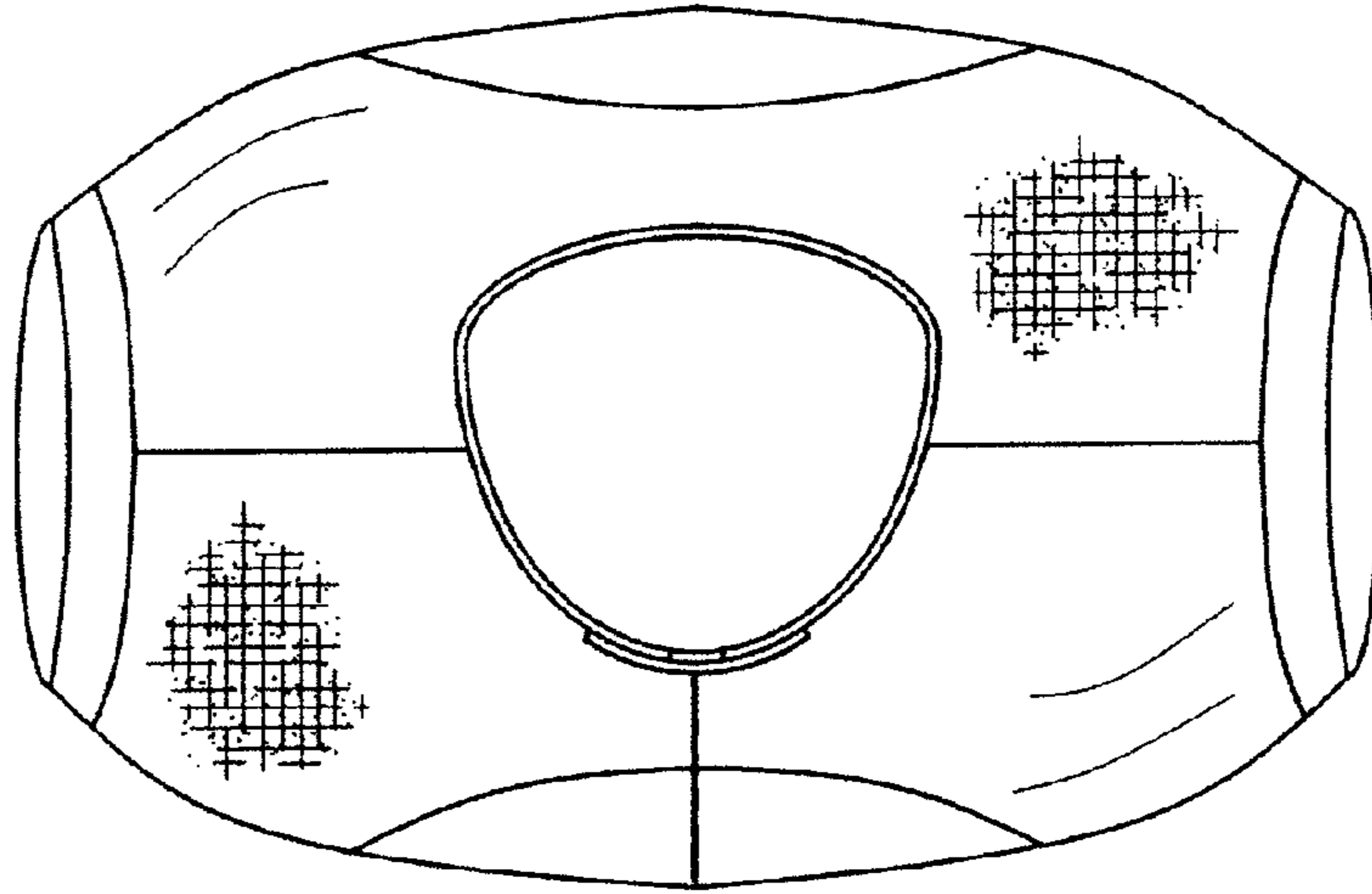


FIG. 1

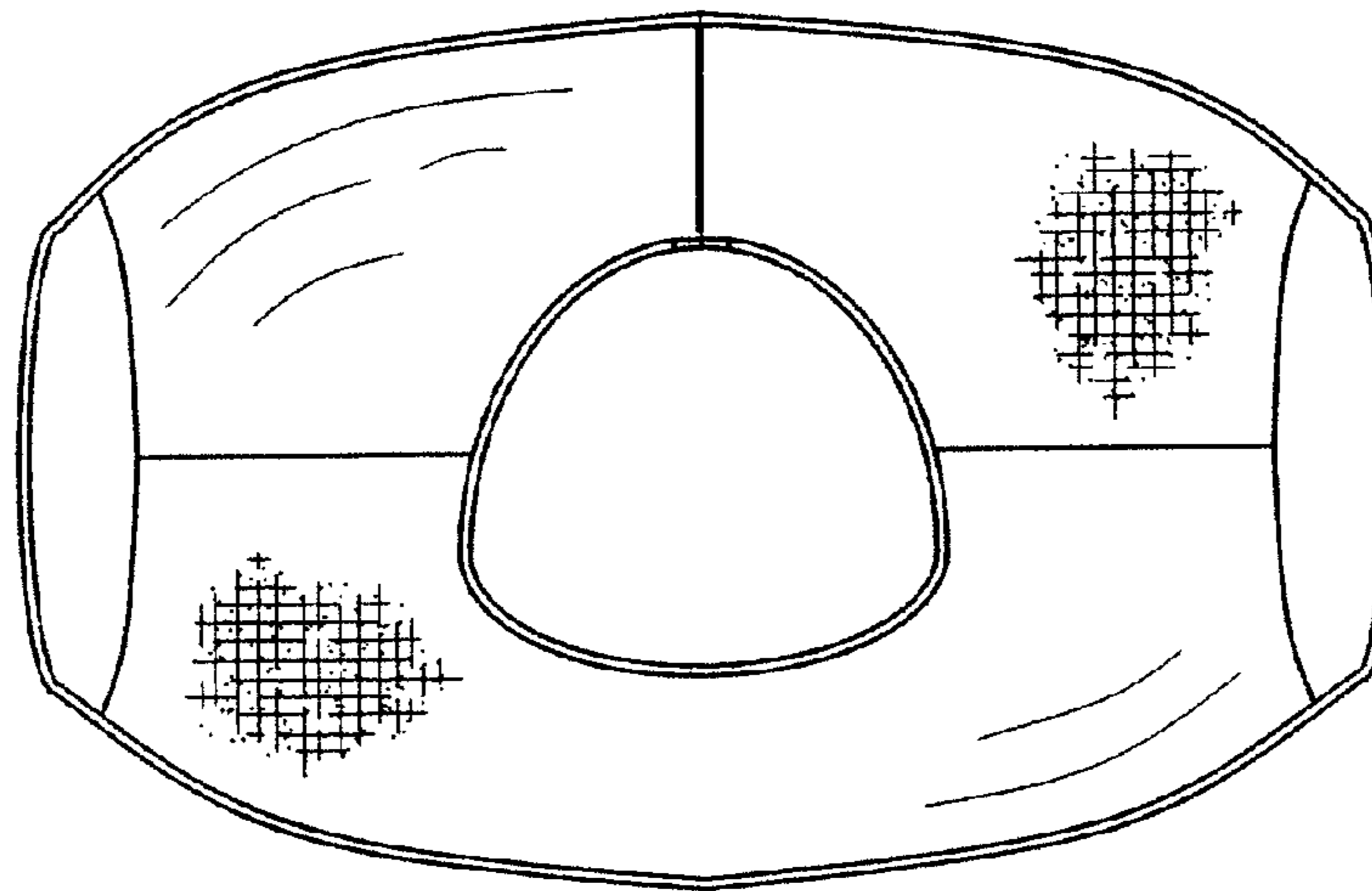


FIG. 2