



US00D539497S

(12) **United States Design Patent** (10) **Patent No.:** **US D539,497 S**
Fankhauser (45) **Date of Patent:** **** Mar. 27, 2007**

(54) **WASTE RECEPTACLE**

D527,155 S * 8/2006 Fankhauser D34/7

(75) Inventor: **Craig B. Fankhauser**, Holland, OH
(US)

(73) Assignee: **Hau Tree Group LLC**, Toledo, OH
(US)

(**) Term: **14 Years**

(21) Appl. No.: **29/242,722**

(22) Filed: **Nov. 14, 2005**

(51) **LOC (8) Cl.** **09-09**

(52) **U.S. Cl.** **D34/7**

(58) **Field of Classification Search** D34/1,
D34/5, 6, 7, 8, 9, 10, 11; 220/908-913
See application file for complete search history.

(56) **References Cited**

U.S. PATENT DOCUMENTS

307,235	A	*	10/1884	Slevin	232/43.2
2,757,859	A	*	8/1956	Holland	232/43.2
4,450,974	A	*	5/1984	Winden	220/630
4,955,497	A	*	9/1990	Winden et al.	232/43.2
4,961,514	A	*	10/1990	Palmer	220/23.87
6,173,861	B1	*	1/2001	Houry	220/828
D442,753	S	*	5/2001	Weiss et al.	D34/1
D484,661	S	*	12/2003	Englert et al.	D34/7

OTHER PUBLICATIONS

United Receptacle Catalog, p. 20, Item No. FG1837, Jun. 13, 2000.*

United Receptacle Catalog, p. 23. Item C and E, Jun. 13, 2000.*

* cited by examiner

Primary Examiner—Cynthia E. Ramirez

(74) *Attorney, Agent, or Firm*—Marshall & Melhorn LLC

(57) **CLAIM**

The ornamental design for the waste receptacle, as shown and described.

DESCRIPTION

FIG. 1 is a front view for a waste receptacle showing my new design;

FIG. 2 is a side view of the new design;

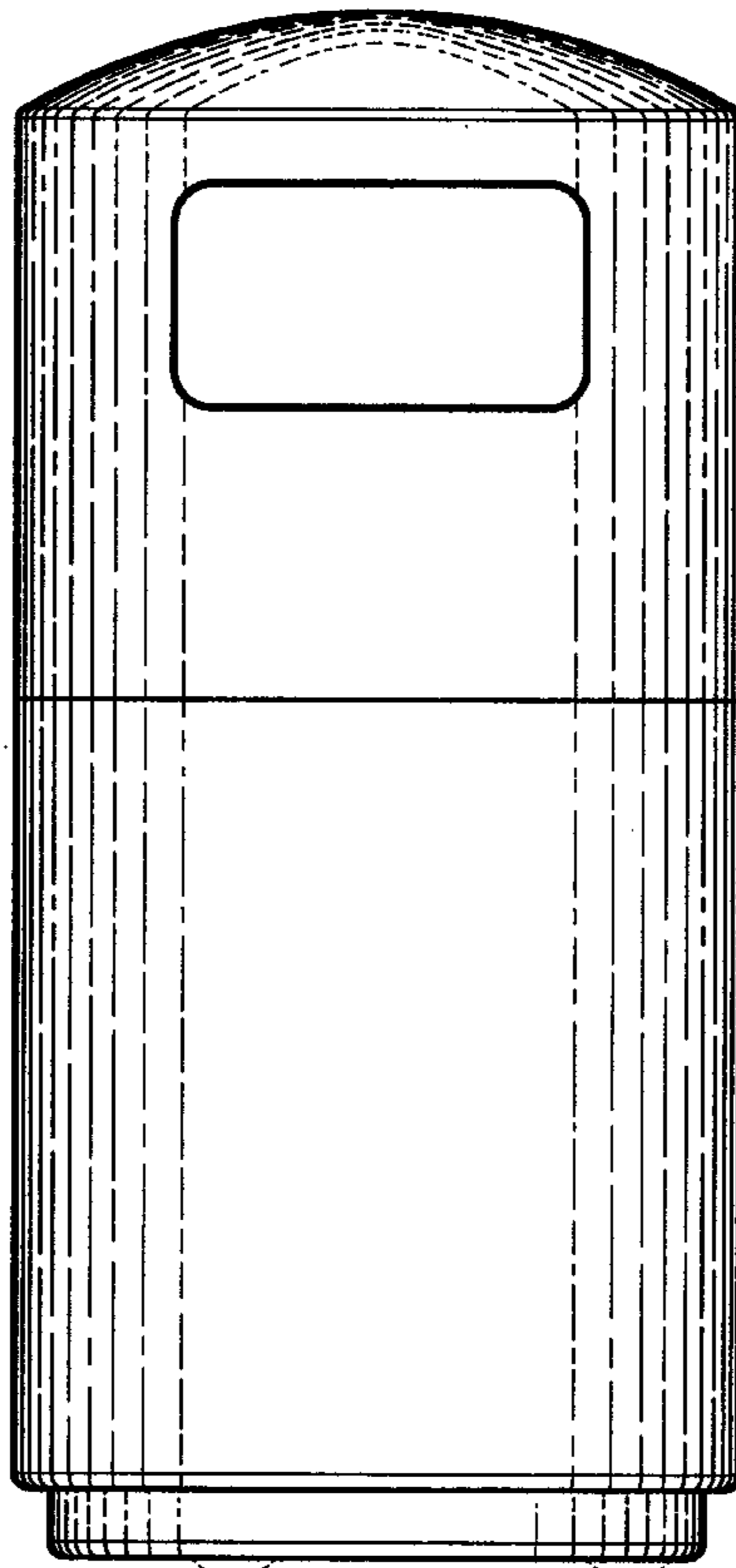
FIG. 3 is a top view of the new design; and,

FIG. 4 is a bottom view of the new design.

The back view is identical to FIG. 1. The other side view is identical to FIG. 2.

The broken line showing of small legs is included for the purpose of illustrating environment and forms no part of the claimed design.

1 Claim, 4 Drawing Sheets



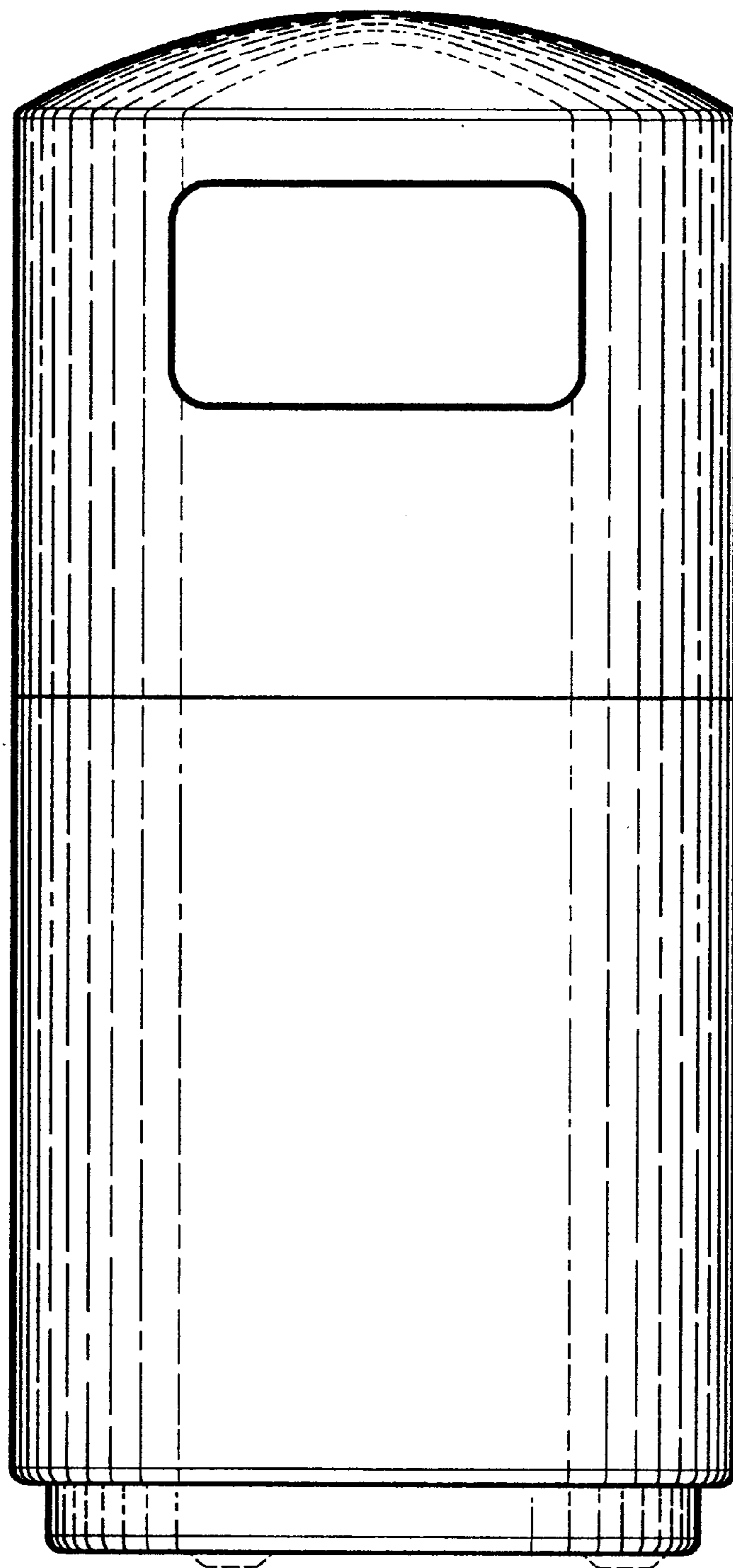


Fig. 1




Fig. 2

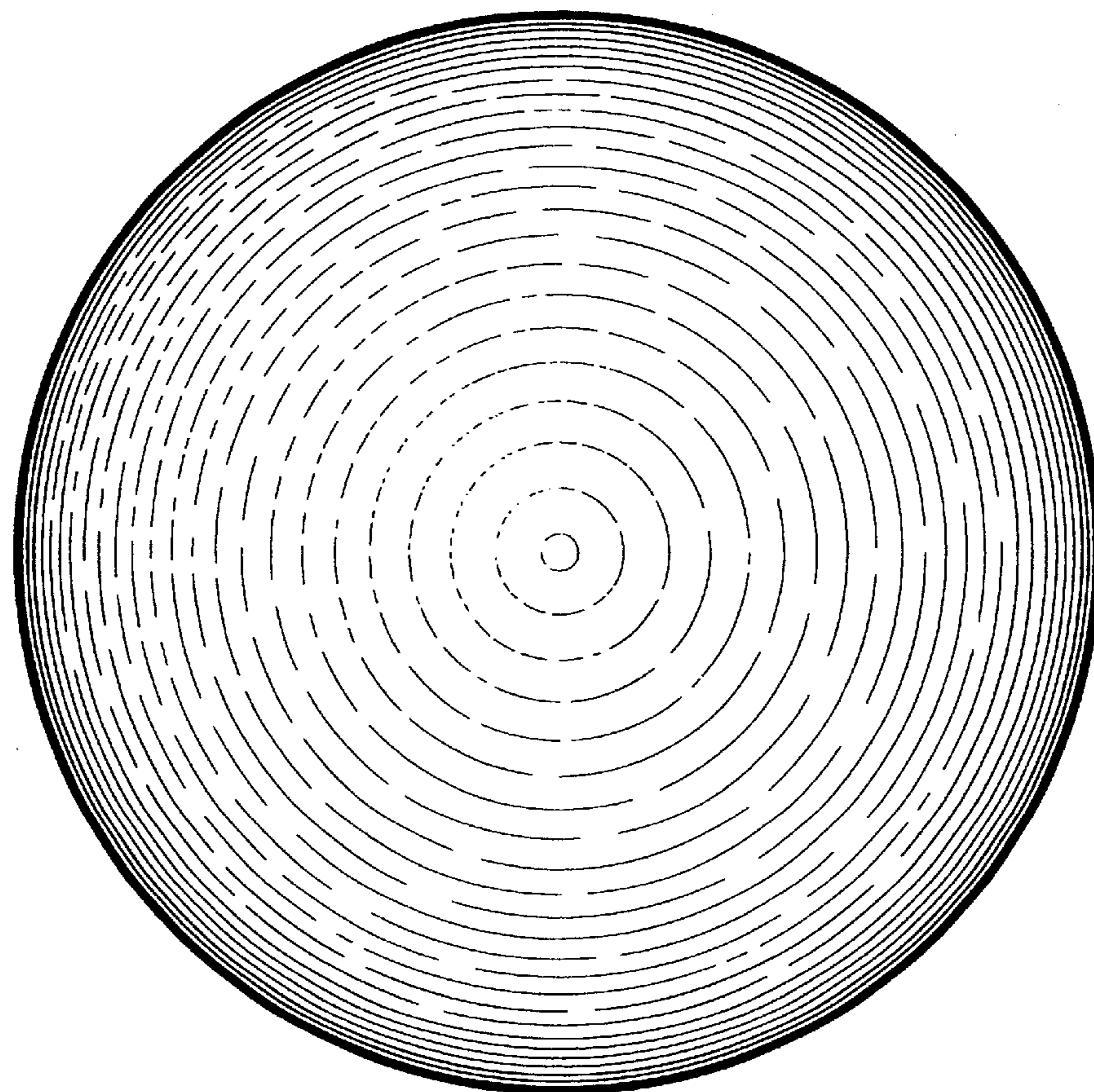


Fig. 3

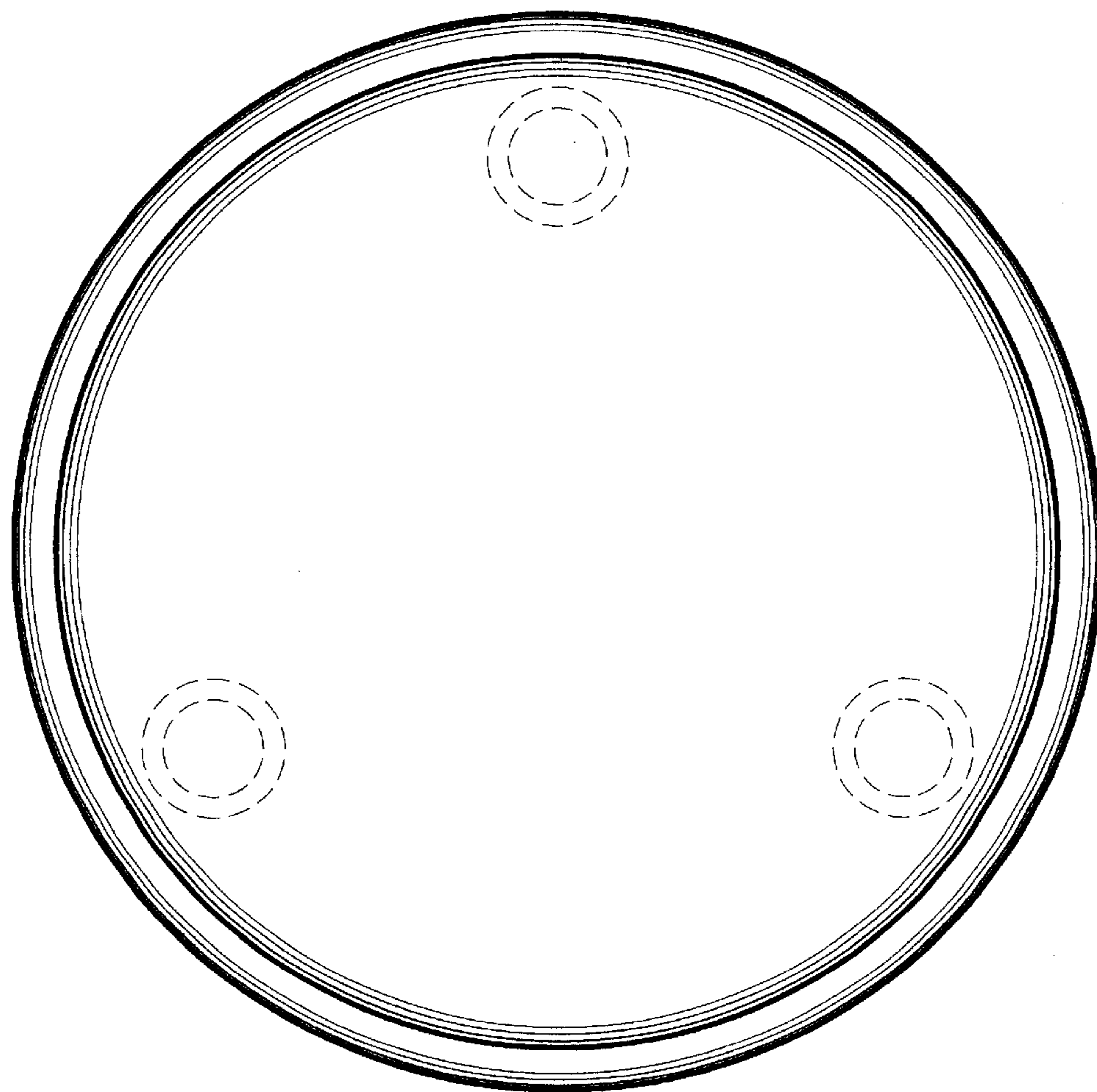


Fig. 4