



US00D539495S

(12) **United States Design Patent**
Stanley

(10) **Patent No.:** **US D539,495 S**

(45) **Date of Patent:** **** Mar. 27, 2007**

(54) **ROLLER WIPER**

(76) Inventor: **Brett Stanley**, 92 Kings Drive, Wanaka (NZ)

(**) Term: **14 Years**

(21) Appl. No.: **29/235,899**

(22) Filed: **Aug. 9, 2005**

(30) **Foreign Application Priority Data**

Feb. 10, 2005 (NZ) 405838

(51) **LOC (8) Cl.** **08-99**

(52) **U.S. Cl.** **D32/35; D32/49**

(58) **Field of Classification Search** D32/35, D32/46, 49, 74; D8/10, 14, 16, 45; 15/236.01, 15/236.02, 236.03, 236.07; 30/169; 294/55
See application file for complete search history.

(56) **References Cited**

U.S. PATENT DOCUMENTS

2,472,668 A * 6/1949 Lewandowski 30/169

2,944,275 A * 7/1960 Markusen 15/236.01
D342,356 S * 12/1993 Gratopp D32/35
5,440,776 A * 8/1995 Kartler 15/236.07 X
5,832,557 A * 11/1998 Hutchison 15/236.03 X
6,829,803 B2 * 12/2004 Hutchinson 15/236.03

* cited by examiner

Primary Examiner—Alan P. Douglas

Assistant Examiner—Lavone D. Tabor

(74) *Attorney, Agent, or Firm*—Bacon & Thomas, PLLC

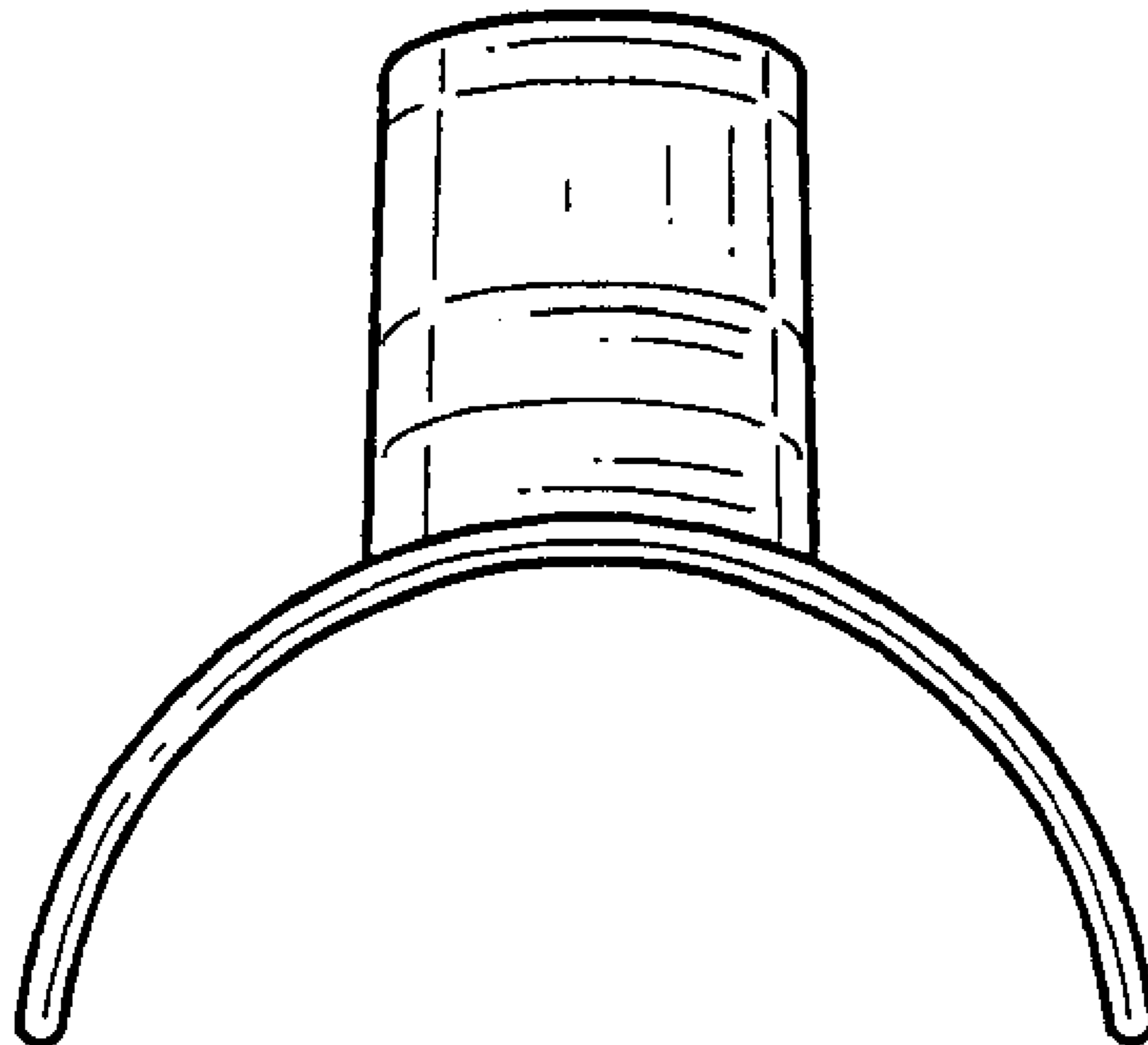
(57) **CLAIM**

The ornamental design for a roller wiper, as shown and described.

DESCRIPTION

FIG. 1 is a front view of my roller wiper;
FIG. 2 is a reduced left elevation view thereof, the right side being a mirror image thereof;
FIG. 3 is a greatly reduced left upper perspective view thereof; and,
FIG. 4 is a reduced top view thereof.

1 Claim, 2 Drawing Sheets



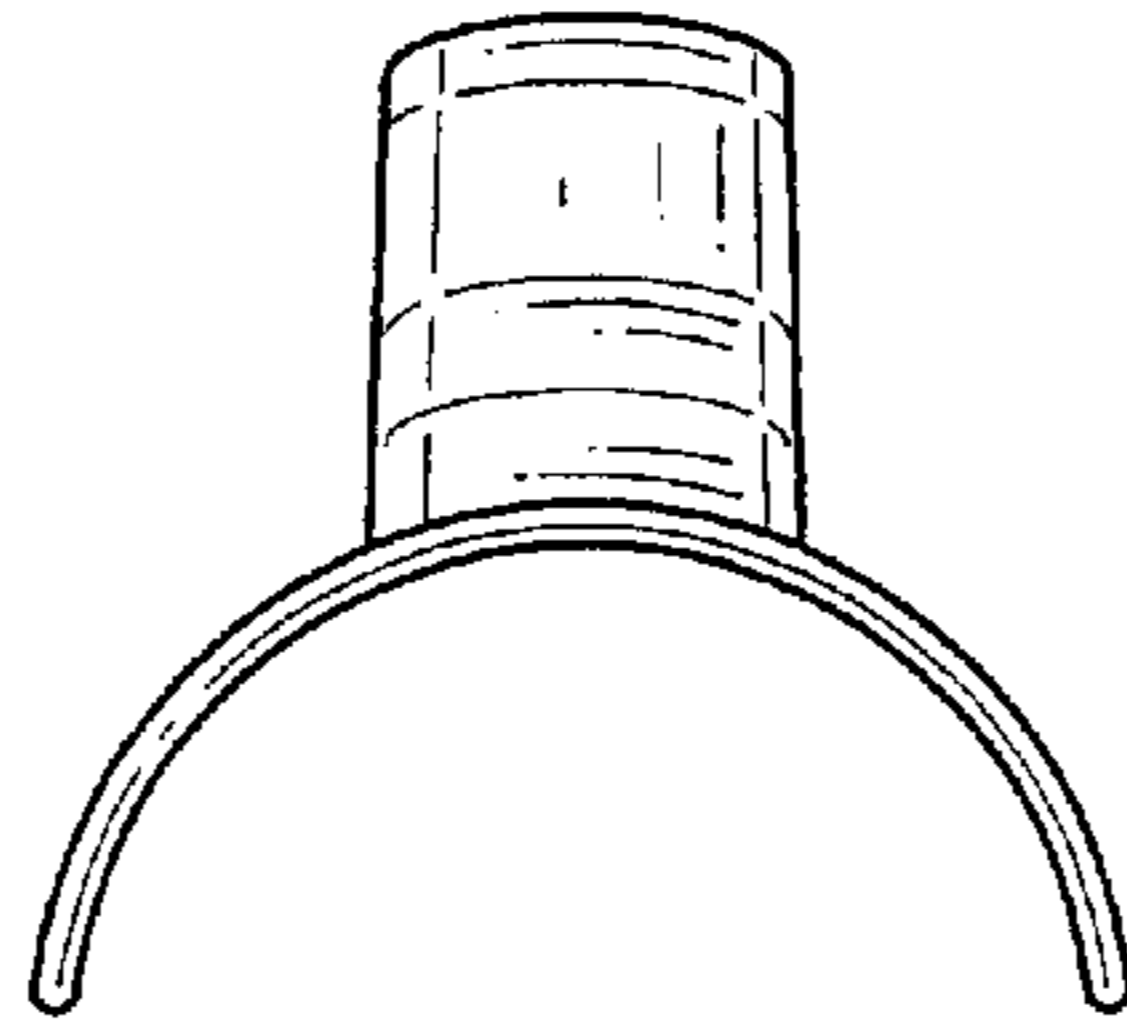


FIG. 1

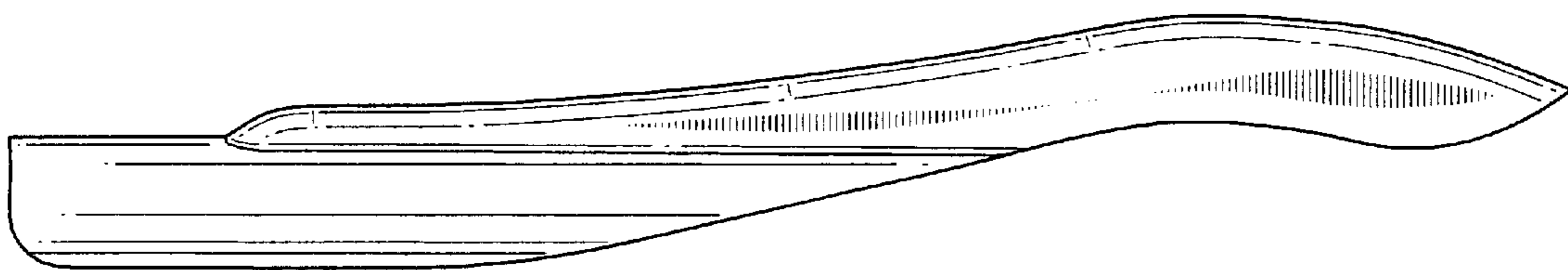


FIG. 2

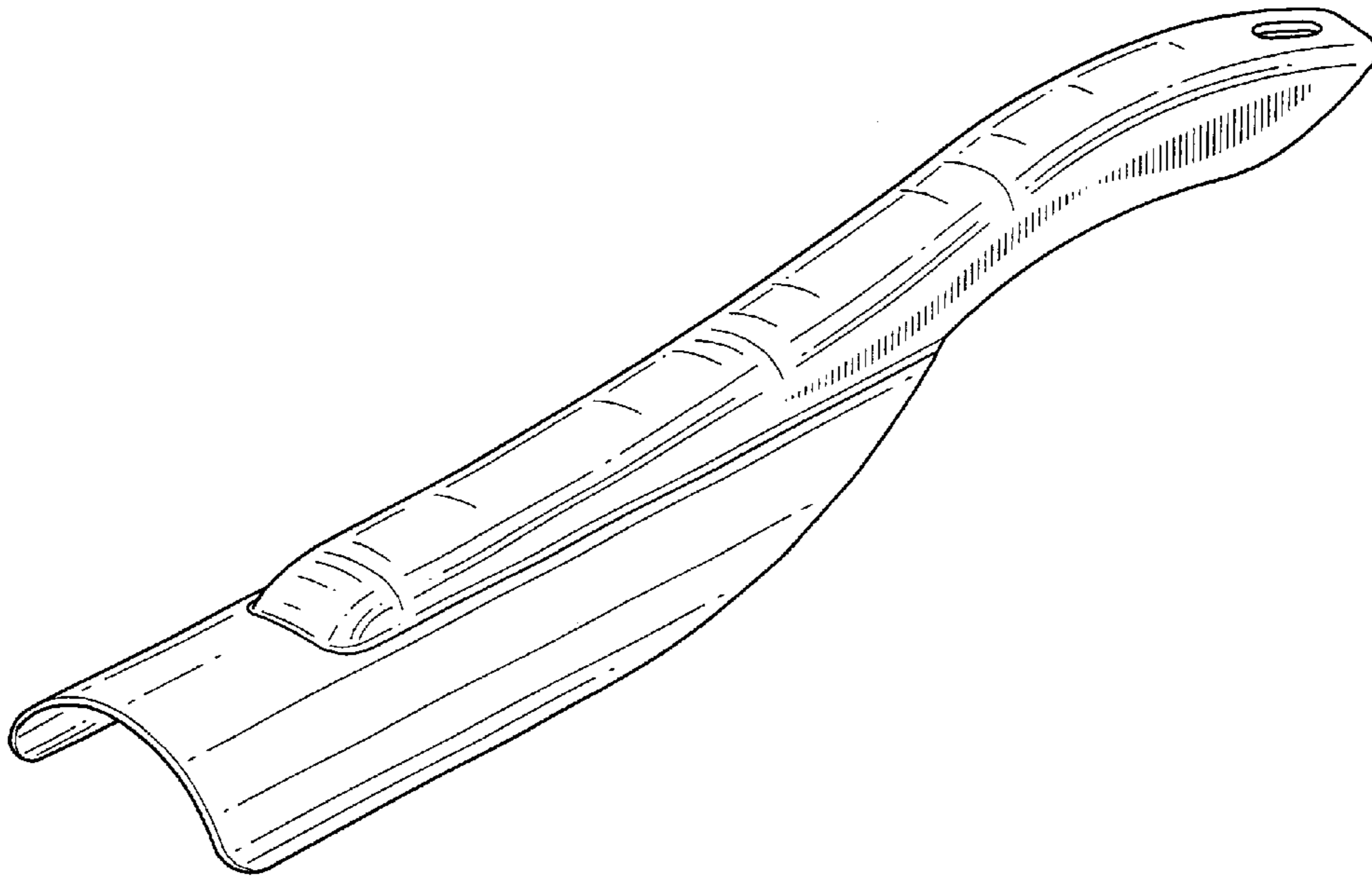


FIG. 3

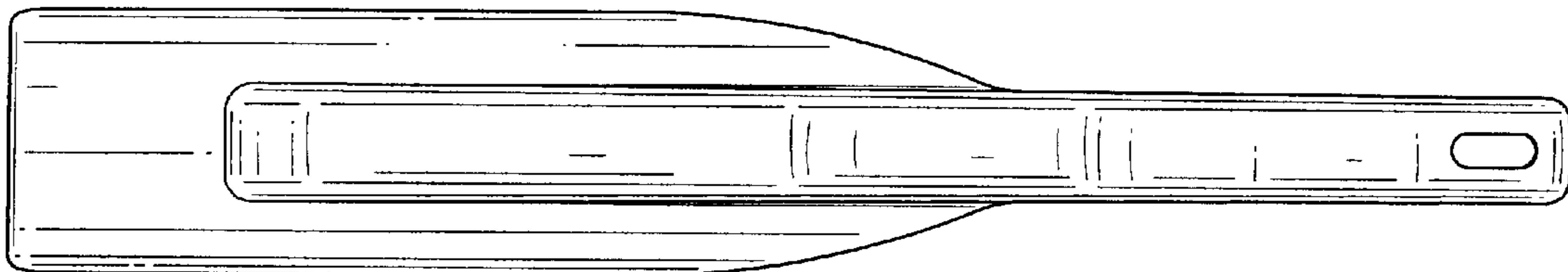


FIG. 4