



US00D539483S

(12) **United States Design Patent**  
**Arnold**

(10) **Patent No.:** **US D539,483 S**

(45) **Date of Patent:** **\*\* Mar. 27, 2007**

(54) **NOVELTY HAIRPIECE**

(76) **Inventor:** **John Arnold**, 9 Calle Careyes, San Clemente, CA (US) 92673

(\*\*) **Term:** **14 Years**

(21) **Appl. No.:** **29/237,411**

(22) **Filed:** **Aug. 31, 2005**

(51) **LOC (8) Cl.** ..... **28-04**

(52) **U.S. Cl.** ..... **D28/92**

(58) **Field of Classification Search** ..... D28/30-31,  
D28/74, 92, 93, 99; 132/200-201, 53; D2/500,  
D2/501, 865, 881

See application file for complete search history.

(56) **References Cited**

**U.S. PATENT DOCUMENTS**

125,382	A	*	4/1872	Cutter	.....	132/53
1,133,196	A	*	3/1915	Teugler	.....	132/53
1,199,144	A	*	9/1916	Zak	.....	132/53
D59,261	S	*	10/1921	Muller	.....	D28/92
2,393,858	A	*	1/1946	Gordon	.....	132/53
2,651,310	A	*	9/1953	Selson	.....	132/274
4,600,029	A	*	7/1986	Ueberschaar	.....	132/53
D294,876	S	*	3/1988	Kuo	.....	D28/92
4,819,671	A	*	4/1989	Walker	.....	132/54
D336,970	S		7/1993	Reber		
D357,569	S		4/1995	Jacobellis		
D369,014	S		4/1996	Lucas		
D411,577	S		6/1999	Walker et al.		
6,135,122	A	*	10/2000	Campbell et al.	.....	132/201
D445,217	S	*	7/2001	Vidal	.....	D28/92
6,405,736	B2	*	6/2002	Townsend	.....	132/201
D467,056	S		12/2002	Rothschild		
D467,406	S		12/2002	Rothschild		
D467,707	S		12/2002	Rothschild		
D485,946	S	*	1/2004	Angrum	.....	D28/92

6,830,054	B1	*	12/2004	Ross-Kuehn	.....	132/201
D500,580	S		1/2005	Rothschild		
D506,861	S		7/2005	Rothschild		
2001/0035192	A1	*	11/2001	Townsend	.....	132/201
2002/0014249	A1	*	2/2002	Ott	.....	132/201

**OTHER PUBLICATIONS**

Web page from www.bucktownracing.com dated Aug. 14, 2005.

Web page www.rwlm.com dated Aug. 14, 2005.

OFFI PowerPad(TM) Lamp & Lantern, Insect Repellents believed to be prior art.

\* cited by examiner

*Primary Examiner*—Janice Seeger

*Assistant Examiner*—Zenia I. Bennett

(74) *Attorney, Agent, or Firm*—Vista IP Law Group LLP

(57) **CLAIM**

The ornamental design of a novelty hairpiece, as shown and described.

**DESCRIPTION**

FIG. 1 is a right side view of the novelty hairpiece showing my new design. The left side view is a mirror image of the right side view.

FIG. 2 is a front view of the novelty hairpiece.

FIG. 3 is a top view of the novelty hairpiece.

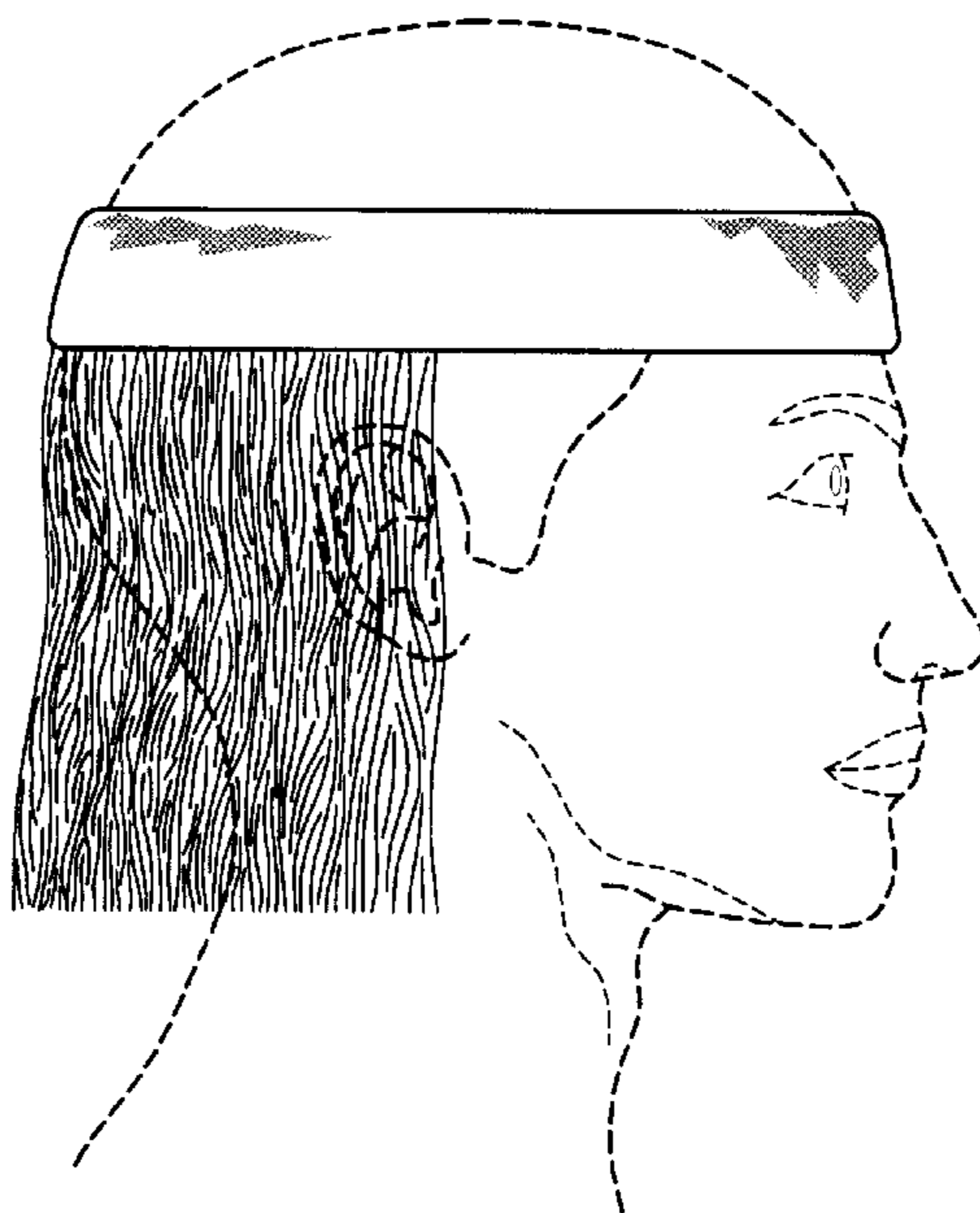
FIG. 4 is a back view of the novelty hairpiece; and,

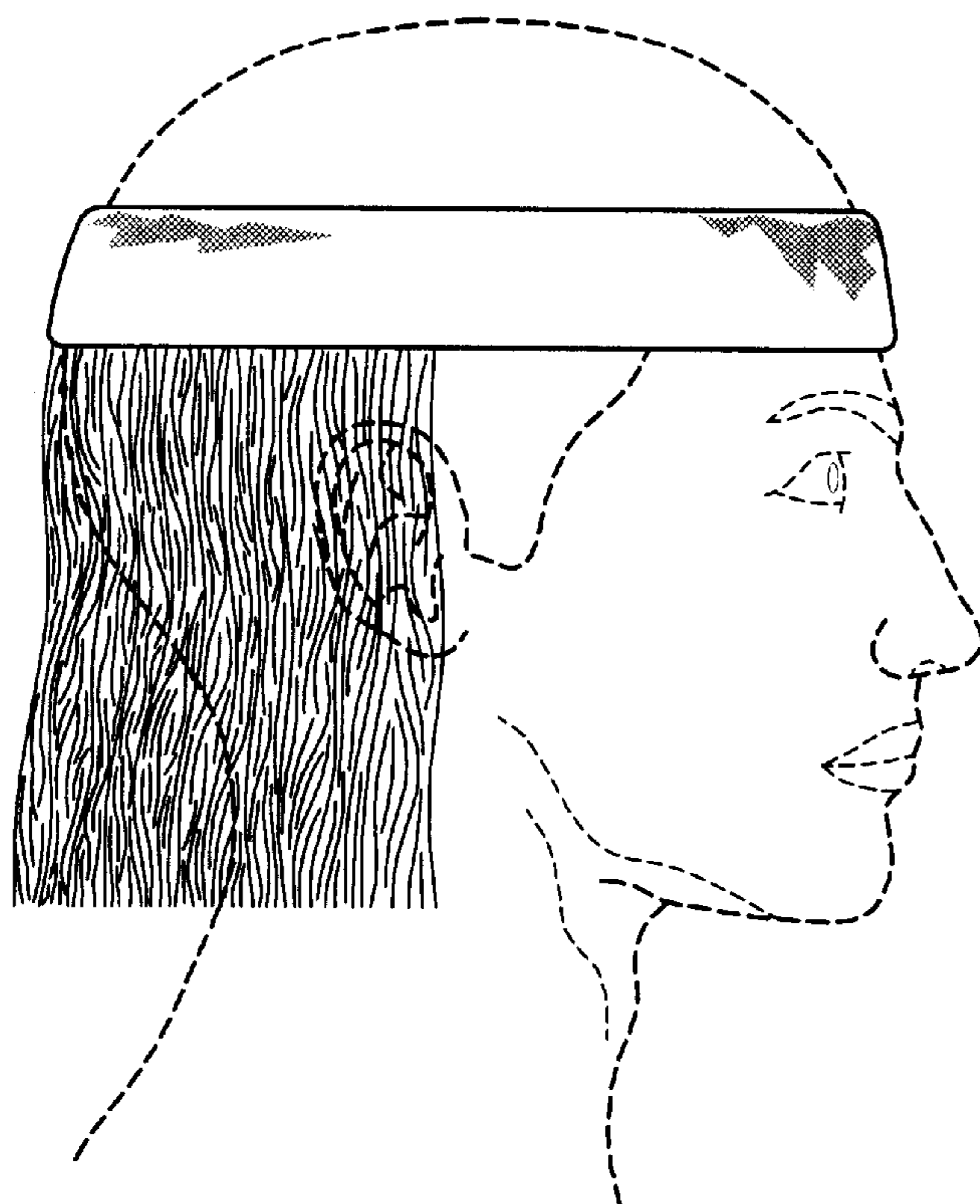
FIG. 5 is a bottom view of the novelty hairpiece.

The crossing pattern shown intermittently on the band of the novelty hairpiece represents material and is understood to be distributed uniformly over the surfaces on which it is represented.


The broken lines in the drawing are for illustrative purposes only and form no part of the claimed design.

**1 Claim, 2 Drawing Sheets**

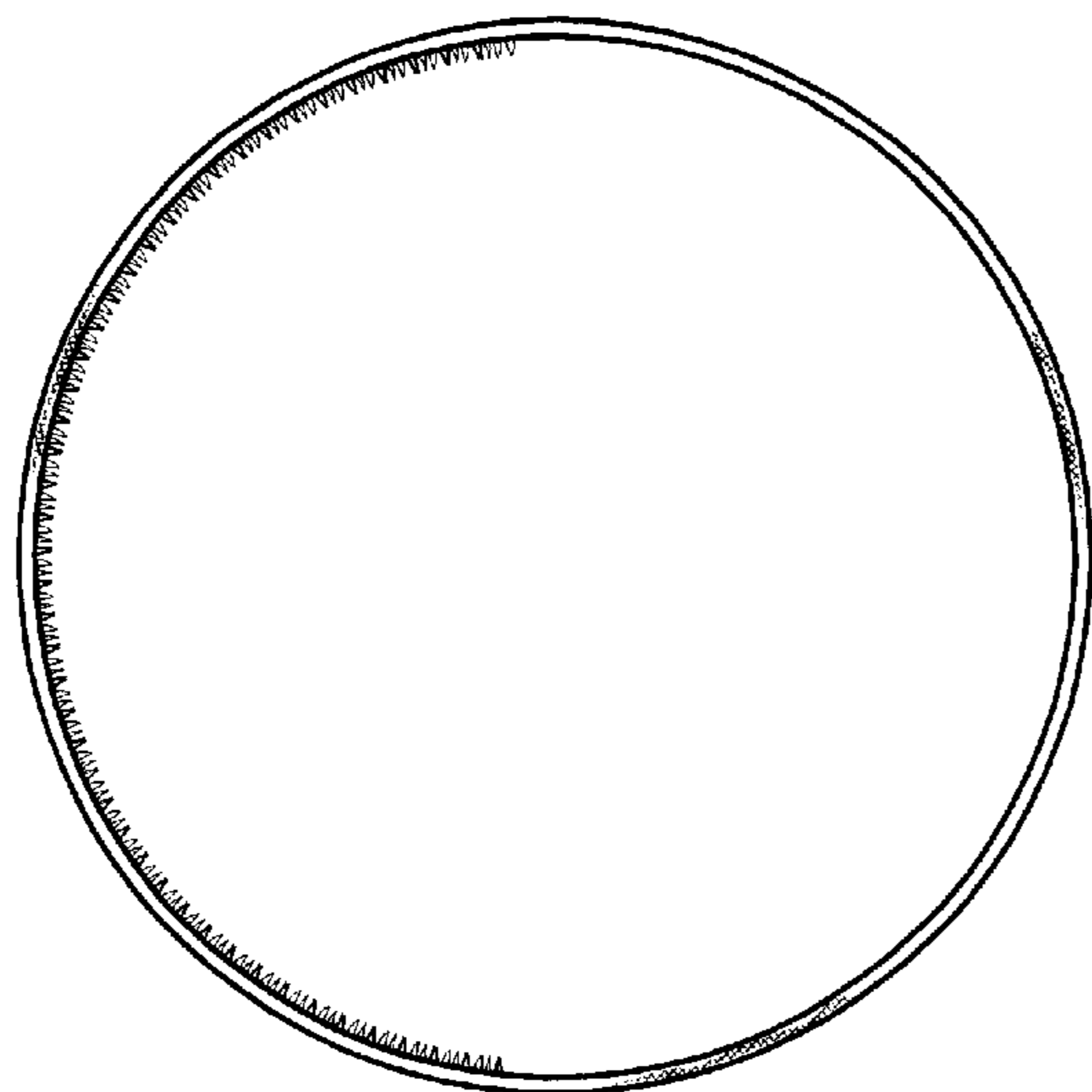





*FIG. 1*




*FIG. 2*



*FIG. 3*



*FIG. 4*



*FIG. 5*